
In the
Court of Appeal
of the
State of California
FOURTH APPELLATE DISTRICT
DIVISION ONE

D075028

SALAM RAZUKI,
Plaintiff-Respondent,

v.

NINUS MALAN, SAN DIEGO UNITED HOLDINGS GROUP, LLC,
FLIP MANAGEMENT, LLC, BALBOA AVE COOPERATIVE,
CALIFORNIA CANNABIS GROUP, DEVILISH DELIGHTS, INC.,
CHRIS HAKIM, MIRA ESTE PROPERTIES, LLC and ROSELLE PROPERTIES, LLC,
Defendants-Appellants.

APPEAL FROM THE SUPERIOR COURT OF SAN DIEGO COUNTY
HONORABLE EDDIE C. STURGEON · CASE NO. 37-2018-000034229-CU-BC-CTL

APPELLANTS' APPENDIX
Volume 17 of 19 – Pages 5552 to 5855 of 6477

CHARLES F. GORIA, ESQ. (68944)
GORIA, WEBER & JARVIS
1011 Camino del Rio South, Suite 210
San Diego, California 92108
(619) 692-3555 Telephone
(619) 296-5508 Facsimile

*Attorney for Appellants,
Chris Hakim, Mira Este Properties, LLC
and Roselle Properties, LLC*

*DANIEL T. WATTS, ESQ. (277861)
LOUIS A. GALUPPO, ESQ. (143266)
G10 GALUPPO LAW, APLC
2792 Gateway Road, Suite 102
Carlsbad, California 92009
(760) 431-4575 Telephone
(760) 431-4579 Facsimile

*Attorneys for Appellants,
Ninus Malan, San Diego United Holdings Group, LLC,
Flip Management, LLC, Balboa Ave Cooperative,
California Cannabis Group and Devilish Delights, Inc.*



1
2
3
4
5
6
7
8
9
10
11
12
13
14
15
16
17
18
19
20
21
22
23
24
25
26
27
28

ELECTRONICALLY RECEIVED
Superior Court of California,
County of San Diego
11/15/2018 at 05:59:58 PM
Clerk of the Superior Court
By Richard Day, Deputy Clerk

SUPERIOR COURT OF CALIFORNIA, COUNTY OF SAN DIEGO
CENTRAL DIVISION

SALAM RAZUKI, an individual,
Plaintiff,
vs.
NINUS MALAN, an individual; MONARCH
MANAGEMENT CONSULTING, INC., a
California corporation; SAN DIEGO UNITED
HOLDING GROUP, LLC, a California limited
liability company; MIRA ESTE
PROPERTIES, LLC, a California limited
liability company; ROSELLE PROPERTIES,
LLC, a California limited liability company;
and DOES 1-100, inclusive,
Defendants.

Case No.: 37-2018-00034229-CU-BC-CTL
Assigned: Hon. Judge Sturgeon
Dept.: C-67
ORDER After Hearing
Date: December 14, 2018
Time: 1:30 p.m.
Judge: Sturgeon
Dept.: C-67

Based on review of the motion of Defendants Ninus Malan, Monarch, San Diego United
Holdings Group, Balboa Ave Cooperative, Devilish Delights, and California Cannabis Group,
supporting and opposing documents and declarations filed by other parties, and after evidence
and argument presented at the November 6, 2018 ex parte hearing and December 14, 2018 motion
hearing, the Court hereby grants the application and issues this **ORDER**:

ORDER

1
2
3
4
5
6
7
8
9
10
11
12
13
14
15
16
17
18
19
20
21
22
23
24
25
26
27
28

1. In accordance with Code Civ. Proc., § 917.5, enforcement of the court’s September 26, 2018 order granting a preliminary injunction and appointing a receiver is stayed if Defendants post an undertaking in the amount of \$500.00. Any person can post an undertaking in this amount to stay the entire September 26th order.
2. In accordance with Code Civ. Proc., §918, enforcement of the court’s September 26, 2018 order granting a preliminary injunction and appointing a receiver is stayed until 10 days beyond the last date on which a notice of appeal of the September 26th order could be filed.
3. “The filing of the undertaking operates as a supersedeas, suspends all authority of the receiver under the order, withdraws from him the right to the control and possession of the property involved, and restores the same to the appealing party from whom it had been taken.” *Jacobs v. Superior Court of San Joaquin County* (1901) 133 Cal. 364, 366.
4. This order takes immediate effect. The receiver is relieved of his duties and ordered to return property and assets seized to the entities and people from whom he seized them. He will turn over to Defendants all money, products, passwords, financial information, data of any sort, correspondence of any kind, and any other materials or information obtained in the course of the receivership in this action.
5. Other: _____

DATED: _____
JUDGE OF THE SUPERIOR COURT

1 Steven W. Blake, Esq., SBN 235502
2 Andrew W. Hall, Esq., SBN 257547
3 Daniel Watts, Esq. SBN 277861
4 **GALUPPO & BLAKE**
5 A Professional Law Corporation
6 2792 Gateway Road, Suite 102
7 Carlsbad, California 92009
8 Phone: (760) 431-4575
9 Fax: (760) 431-4579

ELECTRONICALLY FILED
Superior Court of California,
County of San Diego
11/15/2018 at 05:59:00 PM
Clerk of the Superior Court
By Richard Day, Deputy Clerk

Attorneys for Defendant Ninus Malan

SUPERIOR COURT OF CALIFORNIA, COUNTY OF SAN DIEGO

CENTRAL DIVISION

SALAM RAZUKI, an individual,

Plaintiff,

vs.

NINUS MALAN, an individual; MONARCH
MANAGEMENT CONSULTING, INC., a
California corporation; SAN DIEGO
UNITED HOLDING GROUP, LLC, a
California limited liability company; MIRA
ESTE PROPERTIES, LLC, a California
limited liability company; ROSELLE
PROPERTIES, LLC, a California limited
liability company; and DOES 1-100,
inclusive,

Defendants.

Case No.: 37-2018-00034229-CU-BC-CTL

PROOF OF SERVICE

AND ALL RELATED CROSS-ACTIONS

I am employed in San Diego County. I am over the age of 18 and not a party to this action. My business address is 2792 Gateway Road, Suite 102, Carlsbad, California 92009.

PROOF OF SERVICE

1 On November 15, 2018, I served the foregoing document(s) in this action described as:

2
3
4
5
6
7
8
9
10
11
12
13
14
15
16
17
18
19
20
21
22
23
24
25
26
27

1. NOTICE OF MOTION AND MOTION; MEMORANDUM OF POINTS AND AUTHORITIES ISO NINUS MALAN, MONARCH, SAN DIEGO UNITED HOLDINGS GROUP, BALBOA AVE COOPERATIVE, DEVILISH DELIGHTS, AND CALIFORNIA CANNABIS GROUP'S MOTION FOR ORDER SETTING APPELLATE BOND AMOUNT
2. DEFENDANTS' REQUEST FOR JUDICIAL NOTICE ISO MOTION TO SET APPELLATE UNDERTAKING
3. ORDER AFTER HEARING

[X] addressed as follows:

Attorneys for Plaintiff

Steven A. Elia
Maura Griffin
James Joseph
Law Offices of Steven A. Elia, APC
2221 Camino Del Rio South, Suite 207
San Diego, CA 92108
steve@elialaw.com

Attorneys for Plaintiffs-in-Intervention

Robert E. Fuller
Zachary E. Rothenberg
Salvatore J. Zimmitti
NELSON HARDIMAN LLP
11835 West Olympic Boulevard, Suite 900
Los Angeles, CA 90064
ZRothenberg@NelsonHardiman.com

Attorneys for Defendants and Cross-Complainants Mira Este Properties, LLC, Monarch Management Consulting, Inc. and Chris Hakim

Charles F. Gorla, Esq.
GORIA, WEBER & JARVIS
1011 Camino del Rio South, Suite 210
San Diego, CA 92108

PROOF OF SERVICE

1
2
3
4
5
6
7
8
9
10
11
12
13
14
15
16
17
18
19
20
21
22
23
24
25
26
27

Attorneys for Court-Appointed Receiver


Richardson C. Griswold
GRISWOLD LAW, APC
444 S. Cedros Avenue, Suite 250
Solana Beach, CA 92075
rgriswold@griswoldlawsandiego.com

Co-Counsel for Ninus Malan

Gina Austin
Tamara M. Leetham
Austin Legal Group, APC
3990 Old Town Avenue, Suite A-112
San Diego, CA 92110
gaustin@austinlegalgroup.com
tamara@austinlegalgroup.lcom

[X] **VIA ELECTRONIC FILING SERVICE:** Complying with Code of Civil Procedure section 1010.6, my electronic business address is lkoller@galuppolaw.com and I caused such document(s) to be electronically served through the e-service system for the above entitled case to those parties on the Service List maintained on its website for this case. The file transmission was reported as complete and a copy of the Filing/Service Receipt will be maintained with the original document(s) in our office.

Executed on **November 15, 2018** at Carlsbad, California


Linda M. Koller

PROOF OF SERVICE

1 Charles F. Gorla, Esq. (SBN68944)
chasgoria@gmail.com
2 GORIA, WEBER & JARVIS
1011 Camino del Rio South, Suite 210
3 San Diego, CA 92108
4 Tel.: (619) 692-3555
Fax: (619) 296-5508
5 Attorneys for Defendants CHRIS HAKIM,
MIRA ESTE PROPERTIES, LLC, and
6 ROSELLE PROPERTIES, LLC
7

8 SUPERIOR COURT OF THE STATE OF CALIFORNIA
9 COUNTY OF SAN DIEGO, CENTRAL DIVISION
10

11	SALAM RAZUKI, an individual)	Case No.: 37-2018-00034229-CU-BC-CTL
12	Plaintiff)	(Unlimited Civil Action)
13	vs)	
14	NINUS MALAN, an individual; CHRIS)	SUPPLEMENTAL DECLARATION OF
15	HAKIM, an individual; MONARCH)	DEFENDANT CHRIS HAKIM IN
16	MANAGEMENT CONSULTING, INC.,)	SUPPORT OF EX PARTE APPLICATION
17	California corporation; SAN DIEGO)	TO REMOVE RECEIVER FROM MIRA
18	UNITED HOLDINGS GROUP, LLC, a)	ESTE FACILITY
19	California limited liability company; FLIP)	Hearing Date: November 16, 2018
20	MANAGEMENT, LLC, a California limited)	Time: 1:30 PM
21	liability company; MIRA ESTE)	Dept.: C-67
22	PROPERTIES LLC, a California limited)	I/C Judge: Hon. Eddie C. Sturgeon
23	liability company; ROSELLE PROPERTIES,)	
24	LLC, a California limited liability company;)	Complaint Filed: July 10, 2018
25	BALBOA AVE COOPERATIVE, a)	Trial Date: Not Set
26	California nonprofit mutual benefit)	
27	corporation; CALIFORNIA CANNABIS)	
	GROUP, a California nonprofit mutual)	
	benefit corporation; DEVILISH DELIGHTS,)	
	INC. a California nonprofit mutual benefit)	
	corporation; and DOES 1-100, inclusive;)	
	Defendants.)	IMAGED FILE

1 I, Chris Hakim, declare:

2 1. I am one of the defendants in the above-referenced matter, and I am over the
3 age of 18.

4 2. At all times herein mentioned, I have been and still am one of the owners of
5 Mira Este Properties LLC (MEP). At all times since MEP was formed, I have been and still
6 am the managing member of MEP. A true and correct copy of the Operating Agreement for
7 MEP is attached hereto as Exhibit 1 and by this reference, made a part hereof. As indicated
8 in Article IV of the Operating Agreement, distributions were to be made to each Member in
9 accordance with their interest in Mira Este Properties, LLC. The only two members were
10 Ninus Malan and myself. However, at paragraph 8.8 of the Operating Agreement (at page
11 21), provision was made for claims made by Plaintiff Salam Razuki ("Plaintiff") on the
12 distributions of MEP. In particular, provision was made that any claim that Plaintiff
13 asserted would be handled exclusively by Mr. Ninus Malan from his interest, and neither
14 MEP nor I would have any responsibility for such claim. Paragraph 8.8 of the Operating
15 Agreement reads as follows:
16
17

18 "8.8. Transfer of Economic Interest From Member Ninus Malan to Salam
19 Razuki. Notwithstanding anything in this Agreement to the contrary, by signing this
20 Agreement, the Manager, and each Member approves the absolute right to the
21 Transfer of a Membership Interest, Transferable Interest, and/or the Economic
22 Interest held by Member Ninus Malan, as Assigning Member, to Salam Razuki or his
23 designee, as Assignee, on terms agreed upon between them at any time from and
24 after the date of this Agreement. Such Transfer shall be on terms agreed upon
25 between them, and the Manager and each Member further approve the terms and
26 conditions of such Transfer, and waive all rights, prohibitions and procedures
27 otherwise set forth in this Article 8 to that Transfer. Provided, however, such
28 Transfer between Member Ninus Malan and Salam Razuki shall not materially affect
29 the ownership interest of the other Member(s), increase, or materially alter the
30 Manager's duties and obligations, **and Member Ninus Malan and Salam Razuki**
agree to release the Manager and the other Member(s) from any liabilities relating

1 ***to such Transfer.*** On behalf of the Company, the Manager agrees to acknowledge
2 receipt of a copy of the agreement between Member Ninus Malan and Salam Razuki,
3 and agrees that the Company shall be bound by and comply with the provisions
4 contained therein, including, but not limited to, those regarding distributions to
5 Member Ninus Malan or his successor in interest. Any new Member of the
6 Company further agrees to execute a consent to be bound to the terms and conditions
7 of this Agreement as a condition to becoming a Member of the Company.”
8 (Emphasis added).

9 3. The assets of MEP consist of certain real estate located at 9212 Mira Este
10 Court, San Diego, California 92126 (“Mira Este Facility”). The real estate is improved with
11 a structure in the nature of a warehouse, containing approximately 16,000 square feet of
12 improvements. The existing Business Tax Certificate and State licensing allows the Mira Este
13 Facility to operate as a cannabis manufacturing, production, and distribution facility until
14 November 2019. Also, the City of San Diego has recently approved the conditional use permit
15 for the Mira Este Facility to operate as a cannabis manufacturing, production.

16 4. I have reviewed the Receiver’s Second Report (“Second Report”). While there
17 are a number of discrepancies and items in the Second Report with which I disagree, the overall
18 poor financial condition of the Mira Este Facility reflected in the Second Report is accurate.
19 Attached hereto as Exhibit 2 and, by this reference, made a part hereof is the Amended Schedule
20 5 from the Second Report, consisting of the Mira Este Operation Statement of Cash Received
21 and Disbursed from Operations from inception to the present. As indicated in the Second
22 Report, the only income since July 2018 has been from the Edipure sub-license fee of \$90,000.
23 Even with that income, **the net operations for the period from July 2018 to October 2018**
24 **show a loss of \$132,097.60.**

1 5. As previously stated in my prior declarations in this proceeding, I negotiated
2 the management agreements with SoCal Building Ventures, LLC ("SoCal"). The SoCal
3 management agreement with the Mira Este Facility was operating relatively successfully
4 although SoCal was dilatory in opening the Facility and contracting with other producers
5 and manufacturers, as Synergy is doing now. SoCal was entitled to retain as its
6 management fee a substantial share of the net profits and revenues. However, in exchange,
7 and as an obligation under the subject management agreement at the Mira Este Facility,
8 SoCal was required to pay MEP rent in the amount of \$55,000.00 per month and a
9 minimum guarantee of \$50,000.00 per month. **(Curiously, in the Second Report, these**
10 **required payments by SoCal are listed as SoCal's "contributions").** However, SoCal
11 stopped making its required payments under its management agreement with MEP in or
12 about May 2018, and largely as a result of that as well as other defaults and breaches, SoCal
13 was terminated in July 2018.
14

15
16 6. After SoCal was terminated, I again was put in the position of needing to
17 negotiate a management agreement for the Mira Este Facility with a new manager. I
18 contracted with Synergy in early August 2018. Almost immediately, and in sharp contrast to
19 SoCal, Synergy opened the Facility and contracted with Edipure for its use of 4000 square
20 feet of space at the Facility. As soon as the sub license agreement with Edipure was made,
21 Edipure invested between \$50,000 and \$100,000 in equipping its space at the Mira Este
22 Facility. Under its sub license agreement, Edipure is paying approximately \$30,000 per
23 month or 10% of its revenues, whichever is greater for its use of the Facility. Also, the
24 sublicense agreement entitles Edipure to occupy approximately 4000 square feet of space at
25
26
27

1 the Mira Este Facility. It also specifies that the Facility will provide security, staffing,
2 testing, and other overhead. **The sub license agreement with Edipure was entered into**
3 **after the order for initial appointment of the receiver was vacated and before the**
4 **current appointment of the receiver was made on or about August 20, 2018.**

5 7. In addition to Edipure, Synergy principal Jerry Baca and I were very close to
6 reaching agreements with other cannabis producers and manufacturers for sub license
7 agreements similar to Edipure's sub license agreement for the remaining 12,000 square feet
8 of space at the Mira Este Facility. The following is a list of the companies with whom Mr.
9 Baca and I had discussions about a sublicense agreement. Each of these companies
10 expressed strong interest in entering into a subcontract agreement until it was made known
11 that the Facility was under a receivership. Each of the companies declined to negotiate
12 further or to enter into a subcontract agreement similar to Edipure's once it was made
13 known that the Facility was under a receivership:
14

- 15 A. Conscious Flowers;
- 16 B. Eureka Oil (Vape Cartridges);
- 17 C. Bomb Xtracts (Vape Cartridges, Pre Rolls, Flower, Moonrocks, Candy,
18 Concentrates, Drinks, Edibles and chip);
- 19 D. 10X (Cannabis infused drinks);
- 20 E. Cannabis PROS (Candy Company);
- 21 F. Royal Vape (Vape Cartridges, Pre Rolls, Edibles);
- 22 G. LOL Edibles (Candy, Chips, etc.);
- 23 H. Xtreme Vape (Vape Oil manufacturing and Vape Cartridges);
- 24 I. Bloom Farms (Vape Cartridges); and,
- 25 J. Cannabis Presidentials (Premium Pre Rolls, Vape Cartridges, Flower, Moonrocks,
26 Candies).

1 8. Based on my communications with the prospective sub licensees who have
2 expressed an interest in the Facility, it is my belief that while there is a receiver appointed to
3 oversee the Facility, I will be unable to procure new subleases for the Facility, which will cause
4 the Facility to continue to operate at a negative cash flow.

5 9. In or about late September 2018, negotiations were commenced with yet another
6 producer/manufacturer, Cream of the Crop ("COTC"). During the negotiations, it was believed
7 that COTC's principal, Dustin Milner, was aware that the facility was under receivership.
8 COTC was extremely interested to the point where it moved extensive equipment to the Facility
9 in order to test its production capability at the Facility. This was done in approximately the first
10 week in October 2018. COTC was satisfied with the production run, and COTC agreed in
11 principle to a sublicense agreement similar to the one that Edipure had made. The tentative
12 agreement provided that COTC would pay the Facility \$50,000 per month or 5% of their gross,
13 whichever was greater. This included a down payment of \$25,000. The subcontract that was
14 negotiated was for a one-year period.

15 10. In late October 2018, a draft contract was prepared for review by COTC's
16 counsel. The draft agreement was prepared by attorney Gina Austin acting on behalf of the
17 Facility. At that time, the subject of the receiver was raised. Mr. Milner indicated that he had
18 not known about the receiver before then, and sought advice from his counsel. He later
19 communicated that so long as the Facility was under a receivership, he would not execute a
20 written sublease with the Facility.

21 11. The proposed payment by COTC of \$50,000 per month would allow the
22 Facility to operate at a profit. Coupled with the monthly payment by Edipure of \$30,000,
23
24
25
26
27

1 the \$50,000 payment by COTC would generate monthly revenues of \$80,000. The Facility
2 can be operated profitably with revenues of that amount. However, I am informed and
3 believe and thereon declare that COTC will not subcontract space at the Facility so long as it
4 is in receivership.

5
6 12. As part of the management agreement between MEP and Synergy, Synergy is
7 required to maintain extensive accounting, recordkeeping, and reporting requirements on a
8 monthly basis and pay itself management fees and distributions on the 5th of each month.
9 Synergy has hired a Certified Public Accountant to handle the accounting required by the
10 management agreement. Under the management agreement, at section 1.1., Synergy is
11 required to maintain proper accounts and ledgers of the Facility, including accounts payable
12 and receivable; to keep all records required by and in accordance with applicable law on
13 behalf of MEP and Synergy as manager of the Facility; to generate customary reports for
14 MEP which will be provided weekly; collect, report and remit all taxes required of the
15 Facility on behalf of MEP; to maintain proper insurance for MEP; to ensure compliance
16 with all conditions and requirements for the state license; and to create an operational
17 budget for the Facility. At section 3.4, the Synergy management agreement specifies that all
18 revenues shall be deposited into a "Dedicated Bank Account". Any checks or withdrawals
19 from the Dedicated Bank Account must be signed by both a representative of MEP and
20 Synergy.
21
22

23 13. With the accounting requirements of the Synergy management agreement,
24 Plaintiff's position regarding the Mira Este Property and MEP can be adequately protected if
25 the Mira Este Facility is removed from the receivership and if the further order is made that
26
27

1
2
3
4
5
6
7
8
9
10
11
12
13
14
15
16
17
18
19
20
21
22
23
24
25
26
27

one half of the distributions of net profits from the Mira Este Facility that would otherwise be divided between Plaintiff and Mr. Malan would instead be delivered to the Receiver on a monthly basis. (In that regard, there has never been a claim by Plaintiff that I am not entitled to a full one-half distribution of net profits from the Mira Este Facility.)

I declare under penalty of perjury that the foregoing is true and correct except as to those matters stated on information and belief and as to those matters I believe it to be true.

This declaration was executed on 11/14/2018, at San Diego County, California.



Chris Hakim

EXHIBIT 1

THESE SECURITIES HAVE NOT BEEN REGISTERED UNDER THE SECURITIES ACT OF 1933, AS AMENDED. THESE SECURITIES HAVE NOT BEEN REGISTERED OR QUALIFIED PURSUANT TO THE SECURITIES ACT OF 1933 OR THE SECURITIES LAWS OF ANY STATE AND MAY BE OFFERED AND SOLD ONLY IF SO REGISTERED AND QUALIFIED OR IF AN EXEMPTION FROM SUCH REGISTRATION AND QUALIFICATION EXISTS.

**OPERATING AGREEMENT FOR
MIRA ESTE PROPERTIES, LLC, A CALIFORNIA LIMITED LIABILITY COMPANY**

This Amended and Restated Operating Agreement is entered into as of the 8th day of July, 2016 by **Ninus Malan**, an individual, and **Chris N. Hakim**, an individual (referred to individually as a Member and collectively as the Members) with reference to the following:

WHEREAS, the Members desire to form a limited liability company (Company) under the California Revised Limited Liability Company Act.

WHEREAS, the Members enter into this Operating Agreement in order to form and provide for the governance of the Company and the conduct of its business and to specify the Members' relative rights and obligations.

NOW, THEREFORE, for valuable consideration, receipt of which is hereby acknowledged by the Members, the Members hereby agree as follows:

ARTICLE I: DEFINITIONS

The following capitalized terms used in this Agreement have the meanings specified in this Article or elsewhere in the Agreement and when not so defined shall have the meanings set forth in California Corporations Code section 17001.

1.1 "Act" means the California Revised Uniform Limited Liability Company Act (Corporations Code sections 17701.01-17713.13), including amendments from time to time.

1.2 "Agreement" means this operating agreement, as originally executed and as amended from time to time.

1.3 "Articles of Organization" is defined in California Corporations Code section 17701.02(b), as applied to this Company.

1.4 "Assignee" means a person who has acquired a Member's Economic Interest in the Company, by way of a Transfer in accordance with the terms of this Agreement, but who has not become a Member.

1.5 "Assigning Member" means a Member who by means of a Transfer has transferred

MIRA ESTE PROPERTIES, LLC OPERATING AGREEMENT

an Economic Interest in the Company to an Assignee.

1.6 "Bankruptcy" shall mean, and a Member shall be deemed a "Bankrupt Member," on: (i) the filing of an application by a Member for relief by a Member, or that Member's consent to the appointment of a trustee, receiver, or custodian of the Member's other assets; (ii) the entry of a decree or order for relief against the Member by a court of competent jurisdiction in any involuntary case brought against the Member under any bankruptcy, insolvency, or other similar law (collectively, "debtor relief laws") generally affecting the rights of creditors and relief of debtors now or hereafter in effect; (iii) the appointment of a receiver, liquidator, assignee, custodian, trustee, sequestrator, or other similar agent under applicable debtor relief laws for the Member or for any substantial part of that Member's assets or property; (iv) the ordering of the winding up or liquidation of the Member's affairs; (v) the filing of a petition in any such involuntary Bankruptcy case, which petition is not dismissed within 180 days of filing or which is not dismissed or suspended pursuant to Section 305 of the Federal Bankruptcy Code (or any corresponding provision of future United States debtor relief law now or hereafter in effect); (vi) the consent by the Member to the entry of an order for relief in an involuntary case under any such law or the appointment of or the taking of possession by a receiver, liquidator, assignee, trustee, custodian, sequestrator, or other similar agent under any applicable debtor relief law for the Member or for any substantial part of that Member's assets or property; or (vii) the making by a Member of any general assignment for the benefit of creditors.

1.7 "Capital Account" means, as to any Member, a separate account maintained and adjusted in accordance with Article III, Section 3.3 of this Agreement.

1.8 "Capital Contribution" means, with respect to any Member, the amount of money, services, and the fair market value of any property (other than money) contributed to the Company (net of liabilities secured by such contributed property that the Company is considered to assume or take "subject to" under IRC section 752) in consideration of a Percentage Interest held by such Member. A Capital Contribution shall not be deemed a loan. The value of all services rendered must be agreed upon by all Members and the Manager in writing.

1.9 "Capital Event" shall mean and include all receipts from a sale, mortgage, or refinancing of a mortgage, foreclosure, abandonment, condemnation (other than a temporary taking) or other disposition or encumbrance of all or substantially all of the Company's real and/or personal property (including sales of easements, rights of way or other interest in the Company's real estate), and any insurance proceeds for reimbursement of a loss (other than a temporary loss) as a result of fire, flood, or other casualty to all or substantially all of the Company's property, less all expenses and losses attributable to such Capital Events, any mortgage or other indebtedness or portion thereof satisfied out of proceeds from such Capital Events, the cost of any improvement, repair or replacement of such property, and any Capital Contributions or other contributions made to the Company by its Members. Any item included or deducted in determining the proceeds of a Capital Event shall not be included or deducted in determining net cash flow. In the event property is distributed to a Member in kind, the Member shall be deemed to have received a distribution of an amount equal to the fair market value of the property and the unrealized appreciation or

MIRA ESTE PROPERTIES, LLC OPERATING AGREEMENT

unrecorded depreciation in value shall be treated as part of proceeds from a Capital Event realized or incurred by the Company at the time of distribution.

1.10 "Code" or "IRC" means the Internal Revenue Code of 1986, as amended, and any successor provision.

1.11 "Company" means the company named in Article II, Section 2.1 of this Agreement.

1.12 "Economic Interest" means a Person's right to share in the income, gains, losses, deductions, credit or similar items of, and to receive distributions from, the Company, but does not include any other rights of a Member, including the right to Vote or to participate in management.

1.13 "Encumber" means the acts of creating or purporting to create an Encumbrance, whether or not perfected under applicable law.

1.14 "Encumbrance" means, with respect to any Membership Interest, or any element thereof, a mortgage, pledge, security interest, lien, proxy coupled with an interest (other than as contemplated in this Agreement), option, or preferential right to purchase.

1.15 "Gross Asset Value" means, with respect to any item of property of the Company, the item's adjusted basis for federal income tax purposes, except as follows:

(a) The Gross Asset Value of any item of property contributed by a Member to the Company shall be the fair market value of such property, as mutually agreed by the contributing Member and the Company; and

(b) The Gross Asset Value of any item of Company property distributed to any Member shall be the fair market value of such item of property on the date of distribution, as mutually agreed upon by the distributee Member and the Company.

1.16 "Initial Members" means those Members first referenced above in this Agreement. Reference to an "Initial Member" means any of the Initial Members.

1.17 "Involuntary Transfer" means, with respect to any Membership Interest, or any element thereof, any Transfer or Encumbrance, whether by operation of law, pursuant to court order, foreclosure of a security interest, execution of a judgment or other legal process, or otherwise, including a purported transfer to or from a trustee in bankruptcy, receiver, or assignee for the benefit of creditors.

1.18 "Losses." See "Profits and Losses."

1.19 "Majority of Members" means a Member or Members whose Percentage Interest represent more than 50 percent of the Percentage Interests of all the Members.

MIRA ESTE PROPERTIES, LLC OPERATING AGREEMENT

1.20 "Manager" or "Managers" shall mean the Person or Persons named as such in Article II, Section 2.6 of this Agreement or a Person who from time to time shall succeed a Person as the Managers and who, in either case, is serving at the relevant time as a Manager.

1.21 "Member" means an Initial Member or Person who otherwise acquires a Membership Interest, as permitted under this Agreement, and who remains a Member.

1.22 "Membership Interest" as used in this Agreement means a Member's entire, rights, title, interest, and all other rights in the Company, collectively, including the Member's Transferable Interest, any right to Vote or participate in management, and any right to information concerning the business and affairs of the Company.

1.22 "Notice" means a written notice required or permitted under this Agreement. A notice shall be deemed given or sent when deposited, as certified mail or for overnight delivery, postage and fees prepaid, in the United States mails; when delivered to Federal Express, United Parcel Service, DHL WorldWide Express, Airborne Express or other overnight delivery or courier service for overnight delivery, charges prepaid or charged to the sender's account; when personally delivered to the recipient; when transmitted by electronic means, and such transmission is electronically confirmed as having been successfully transmitted; or when delivered to the home or office of a recipient in the care of a person whom the sender has reason to believe will promptly communicate the notice to the recipient.

1.23 "Percentage Interest" means a fraction, expressed as a percentage, the numerator of which is the total of a Member's Capital Account and the denominator of which is the total of all Capital Accounts of all Members as described on Exhibit "A" attached hereto.

1.24 "Person" means an individual, partnership, limited partnership, trust, estate, association, corporation, limited liability company, or other entity, whether domestic or foreign.

1.25 "Profits and Losses" means, for each fiscal year or other period specified in the Agreement, an amount equal to the Company's taxable income or loss for such year or period, determined in accordance with IRC section 703(a).

1.26 "Proxy" means a written authorization signed or an electronic transmission authorized by a member or the Member's attorney-in-fact giving another Person the power to exercise the voting rights of that Member. A Proxy may not be transmitted orally.

1.27 "Regulations" or "Reg" means the income tax regulations promulgated by the United States Department of the Treasury and published in the Federal Register for the purpose of interpreting and applying the provisions of the Code, as such Regulations may be amended from time to time, including corresponding provisions of applicable successor regulations.

1.28 "Substituted Member" is defined in Article VIII, Section 8.4 of this Agreement.

MIRA ESTE PROPERTIES, LLC OPERATING AGREEMENT

1.29 "Successor in Interest" means an Assignee, a successor of a Person by merger or otherwise by operation of law, or a transferee of all or substantially all of the business or assets of a Person.

1.30 "Transfer" means, with respect to a Membership Interest, or any element of a Membership Interest, any sales, assignment, gift, Involuntary Transfer, or other disposition of a Membership Interest or any element of such a Membership Interest, directly or indirectly, other than an Encumbrance that is expressly permitted under this Agreement.

1.31 "Transferable Interest" means the right, as originally associated with a Person's capacity as a Member, to receive distributions from the Company in accordance with the terms of this Agreement, whether or not the Person remains a Member or continues to own any equity or other rights in the Company. For purposes of this Agreement, and to the extent permitted by law, the term "Transferable Interest" shall not be distinguished from Membership Interest as used in this Agreement as to the agreements of the Members contained herein, regardless of whether there is a separate definition for this term in the Act.

1.31 "Triggering Event" is defined in Article VIII, Section 8.6 of this Agreement.

1.32 "Vote" means a written consent or approval, a ballot cast at a Meeting, or a voice vote.

1.33 "Voting Interest" means, with respect to a Member, the right to Vote or participate in management and any right to information concerning the business and affairs of the Company provided under the Act, except as limited by the provisions of this Agreement. The Members' Voting Interest shall be directly proportional to the Members' Percentage Interest.

ARTICLE II: ARTICLES OF ORGANIZATION

2.1 The name of the Company shall be **MIRA ESTE PROPERTIES, LLC**.

2.2 The initial principal executive office of the Company shall be at 1011 Camino del Rio South, Suite 210, San Diego, CA 92108, or such other place or as may be determined by the Manager from time to time. The mailing address for the Company shall be the same as above.

2.3 The agent for service of process of the Company shall be David C. Jarvis, located at 1011 Camino del Rio South, Suite 210, San Diego, CA 92108. The Manager or all the Members may from time to time change the Company's agent for service of process.

2.4 The Company shall be formed for the purposes of real estate ownership of the specific piece of real property already owned by the Company, or to be acquired by the Company, commonly known as 9212 Mira Este Court, #B, San Diego, CA 92126 (the "Property"). It is not the purpose or intention of the Members that the Company participate in any other business activities other than ownership of the above-referenced Property, provided, however, the Company

MIRA ESTE PROPERTIES, LLC OPERATING AGREEMENT

may also engage in any other lawful purpose as may from time to time be determined by the Manager and the Members.

2.5 The term of existence of the Company shall commence on the effective date of filing the Articles of Organization with the California Secretary of State, and shall continue until December 31, 2056, unless sooner terminated by the provisions of this Agreement, or as provided by law.

2.6 Chris N. Hakim shall be the manager (the "Manager") of the Company. No other person or Member shall act as Manager, or have any management or agency role, with or on behalf of the Company.

ARTICLE III: CAPITALIZATION

3.1 The Members' Capital Contributions to the Company is as outlined in Exhibit "A" of this Agreement. The Members shall receive a credit to their Capital Accounts equal to the value of their capital contribution to the Company. The Members' Membership Interest in the Company shall be as stated in Exhibit "A" of this Agreement. In order to obtain additional funds or for other business purposes, Members may contribute additional capital to the Company, but only upon the written consent of the Manager and the other Members.

3.2 The Manager may determine from time to time that additional Capital Contributions in addition to the Members' Initial Capital Contributions are needed to enable the Company to conduct its business. In the event of such a determination, the Manager shall give notice to all Members in writing at least ninety (90) days before the date on which such additional Capital Contribution is due. The Notice shall set forth the amount of additional Capital Contribution needed, the purpose for which it is needed, and the date by which the Members shall contribute. Each Member shall be required to make an additional Capital Contribution in an amount that bears the same proportion to the total additional Capital Contribution that such Member's Capital Account balance bears to the total Capital Account balances of all Members. No Member may voluntarily make any additional Capital Contributions except with the written consent of the Manager.

3.3 If a Member fails to make an Initial Capital Contribution or additional Capital Contribution required under Article III of this Agreement within thirty (30) days after such Capital Contribution is due, the Manager shall within ten (10) days after said failure notify all other Members in writing of the total amount of Capital Contributions not made by the defaulting Member, and shall specify a number of days within which each non-defaulting Member may make a supplemental Capital Contribution. Such supplemental Capital Contribution shall not be more than the amount of the Capital shortfall not so contributed by the defaulting Member. The Manager may use any reasonable method to provide non-defaulting Members the opportunity to make supplemental Capital Contributions in an amount that bears the same ratio to their Percentage Interest until the Capital shortfall is as fully contributed as possible. Following the supplemental Capital Contribution by the non-defaulting Members, each Members' Percentage Interest shall be

MIRA ESTE PROPERTIES, LLC OPERATING AGREEMENT

adjusted to reflect the ratio that the Members' Capital Account bears to the total Capital Accounts of all the Members. The foregoing option shall be in addition to, and not in lieu of, any other rights, including the right to specific performance, that the Company may have against the defaulting Member.

3.4 An individual Capital Account shall be maintained for each Member consisting of that Member's Capital Contribution, (1) increased by that Member's share of Profits, (2) decreased by the Member's share of Losses, and (3) adjusted as required in accordance with applicable provisions of the Code and Regulations.

3.5 A Member shall not be entitled to withdraw any part of the Member's Capital Contribution or to receive any distributions, whether of money or property, from the Company except as provided for in this Agreement.

3.6 No interest shall be paid on funds or property contributed to the capital of the Company or on the balance of a Member's Capital Account.

3.7 A Member shall not be bound by, or be personally liable for, the expenses, liabilities, or obligations of the Company except as otherwise provided in the Act or in this Agreement.

3.8 Except as provided in Article IV below, no Member shall have priority over any other Member with respect to the return of a Capital Contribution, or distributions or allocations of income, gain, losses, deductions, credits, or items thereof.

3.9 In the event a Member has incurred any indebtedness or obligation before the date of this Agreement that relates to or otherwise affects the Company, neither the Company nor any other Member has any liability or responsibility with respect to the indebtedness or obligation unless the indebtedness or obligation is assumed by the Company pursuant to a written instrument signed by all Members. Furthermore, neither the Company nor any Member is responsible or liable for any indebtedness or obligation that is subsequently incurred by any other Member. In the event that a Member, whether before or after the date of this Agreement, incurs any debt or obligation that neither the Company nor any of the other Members is to have any responsibility or liability for, the liable Member must indemnify and hold harmless the Company and the other Members from any liability or obligation they may incur in respect of the debt or obligation.

3.10 Further provided, Exhibit "A" shall further include funds contributed by either or both Members in furtherance of the purchase of the real property referenced in Section 2.4 above, and upon verification by the Manager such funds shall be part of that Member's Capital Contribution.

ARTICLE IV: ALLOCATIONS AND DISTRIBUTIONS

4.1 Except as provided herein, the Profits and Losses of the Company, as well as all

MIRA ESTE PROPERTIES, LLC OPERATING AGREEMENT

items of Company income, gain, loss, deduction, distributions, or credit shall be allocated, for Company book purposes and for tax purposes, to a Member in accordance with the Member's Percentage Interest.

4.2 If any Member unexpectedly receives any adjustment allocation, or distribution described in Reg sections 1.704-1(b)(2)(ii)(d)(4), 1.704-1(b)(2)(ii)(d)(5), or 1.704-1(b)(2)(ii)(d)(6), items of Company gross income and gain shall be specifically allocated to that Member in an amount and manner sufficient to eliminate any deficit balance in the Member's Capital Account created by such adjustment, allocation, or distribution as quickly as possible. Any special allocation under this Section 4.2 shall be taken into account in computing subsequent allocations of Profits and Losses so that the net amount of allocations of income and loss and all other items shall, to the extent possible, be equal to the net amount that would have been allocated if the unexpected adjustment, allocation, or distribution had not occurred. The provisions of this Section 4.2 and the other provisions of this Agreement relating to the maintenance of Capital Accounts are intended to comply with Reg sections 1.704-1(b) and 1.704-2 and shall be interpreted and applied in a manner consistent with such Regulations.

4.3 Any unrealized appreciation or unrealized depreciation in the values of Company property distributed in kind to all the Members shall be deemed to be Profits or Losses realized by the Company immediately prior to the distribution of the property and such Profits or Losses shall be allocated to the Members' Capital Accounts in the same proportions as Profits are allocated under Section 4.1. Any property so distributed shall be treated as a distribution to the Members to the extent of the Fair Market Value of the property less the amount of any liability secured by and related to the property. Nothing contained in this agreement is intended to treat or cause such distributions to be treated as sales for value. For the purposes of this Section 4.3, "unrealized appreciation" or "unrealized depreciation" shall mean the difference between the Fair Market Value of such property and the Company's basis for such property.

4.4 In the case of a Transfer of an Economic Interest during any fiscal year, the Assigning Member and Assignee shall each be allocated this Economic Interest's share of Profits and Losses based on the number of days each held the Economic Interest during that fiscal year.

4.5 All cash resulting from the normal business operations of the Company and from a Capital Event shall be distributed among the Members in proportion to their Percentage Interests in the timeframe determined by the Manager.

4.6 If the proceeds from a sale or other disposition of a Company asset consist of property other than cash, the value of such property shall be as determined by the Members. Such non-cash proceeds shall then be allocated among all the Members in proportion to the Percentage Interest. If such non-cash proceeds are subsequently reduced to cash, such cash shall be distributed to each Member in accordance with Section 4.5.

4.7 Notwithstanding any other provisions of this Agreement to the contrary, when there is a distribution in liquidation of the Company, or when any Member's interest is liquidated, all

MIRA ESTE PROPERTIES, LLC OPERATING AGREEMENT

items of income and loss first shall be allocated to the Members' Capital Accounts under this Article IV, and other credits and deductions to the Members shall be made to the Members to the extent of and in proportion to their positive Capital Account balances.

4.8 Notwithstanding any provision of this Agreement to the contrary, all distributions of taxable income, net income, net cash flow, net capital proceeds, cash from any Capital Events, or any other distributions or items outlined in Section 4.1 above (collectively, a "Distribution") to the Members of the Company described above shall first be distributed to the Members in satisfaction of all Capital Contributions made to the Company, along with an amount equal to ten percent (10%) annual interest of such Capital Contribution amount as determined by the Company's accountant. Upon satisfaction of the return of the Members' Capital Contributions (plus the 10% annual rate of return on such Capital Contributions), all Distributions shall be made to the Members as provided in Section 4.1 above.

ARTICLE V: MANAGEMENT

5.1 The business of the Company shall be solely managed by the Manager named in Article II, Section 2.6 of this Agreement, or a successor Manager selected in the manner provided in Section 5.3 of this Agreement. The Members shall not have any management role in the Company.

5.2 Unless a Manager resigns or is removed, the Manager shall hold office until a successor is elected and qualified. The Manager need not be a Member, an individual, a resident of the State of California, or a citizen of the United States.

(a) A Manager may resign at any time by giving written notice to the Members without prejudice to the rights, if any, of the Company under any contract to which a Manager is a party. The resignation of a Manager shall take effect upon receipt of that notice or at such later time as shall be specified in the notice. Unless otherwise specified in the notice, the acceptance of the resignation shall not be necessary to make it effective. The resignation of a Manager who is also a Member shall not affect the Manager's rights as a Member and shall not constitute a dissociation of a Member.

(b) A Manager may be removed at any time, with cause, by the Vote of a Majority of Members at a meeting called expressly for that purpose, or by the written consent of all Members. Any removal shall be without prejudice to the rights, if any, of a Manager under any employment contract and, if the Manager is also a Member, shall not affect the Manager's rights as a Member or constitute a dissociation of the Manager as a Member. For purposes of this Section, "cause" shall mean fraud, gross negligence, willful misconduct, embezzlement or a breach of such Manager's obligations under this Agreement or any employment contract with the Company.

5.3 The appointment of a successor Manager shall be made by a Majority of Members for (a) a term expiring with the appointment of a successor, or (b) a term expiring at a definite time specified by a Majority of Members in connection with such an appointment. A successor Manager who is not also a Member may be removed with or without cause at any time by action of a

MIRA ESTE PROPERTIES, LLC OPERATING AGREEMENT

Majority of Members. A successor Manager who is a Member may be removed only on the Vote of a Majority of Members and the execution and filing of a Certificate of Amendment of the Article of Organization of the Company in conformity with California Corporations Code Section 17054, if necessary, to provide that the Company is to be managed by Manager.

5.4 The day-to-day business, property and affairs of the Company shall be managed exclusively by the Manager. Except for situations in which the approval of the Members is expressly required by this Agreement or by law, the Manager shall have complete and exclusive authority, power, and discretion to manage and control the day-to-day business, property and affairs of the Company, to make all decisions regarding those matters and to perform any and all other acts or activities customary or incident to the day-to-day management of the Company's business, property and affairs. Notwithstanding the foregoing, the Manager shall not take any of the following actions on behalf of the Company unless a Majority of Members has consented to the taking of such action:

- (a) Any amendment to the Articles of Organization of the Company;
- (b) The dissolution of the Company;
- (c) The disposition of all or a substantial part of the Company's assets not in the ordinary course of business;
- (d) The entering into, on behalf of the Company, of any transaction constituting a "reorganization" within the meaning of California Corporations Code Section 17600;
- (e) The Company entering into any single transaction, or series of transactions, which obligate the Company in excess of \$20,000, including but not limited to any real property financing or lease arrangements;
- (f) The borrowing of funds by the Company in excess of \$20,000, including but not limited to any loans or other financing obtained by the Company and secured by the Property; and
- (g) The termination, assignment, subletting, or modification of any lease or occupancy between the Company, on the one hand, and third party tenants or occupants, on the other hand, regarding the Property; provided, however, the Manager may terminate any lease that is in default for more than six (6) months, and the Members further release Manager from any liability for not exercising a Company right or remedy available to Company relating to such tenancies or occupancy.

5.5 It is acknowledged that the Manager may have other business interests which the Manager devotes part of his or her time. The Manager shall devote such time to the conduct of the business of the Company as the Manager, in his or her own good faith and discretion, deems necessary. Limitations on the Manager's duties to the Company are further subject to the following so long as such limitations are not manifestly unreasonable:

MIRA ESTE PROPERTIES, LLC OPERATING AGREEMENT

(a) A Manager is not obligated to commit a specific portion of his or her time to the business of the Company;

(b) A Manager is free to engage in other business activities in which the Company and the other Member(s) have no direct interest;

(c) A Manager is free to engage in business activities that compete with the Company, including but in no way limited to the ownership of investment real property.

(d) A Manager need not offer business opportunities to the Company or the other Member(s), and may take advantage of those other unrelated business opportunities for his or her own account, and neither the Company nor any other Member has a right to any income or equity opportunities derived by the Manager from those other unrelated business activities.

5.6 The Manager may further, after full disclosure to all Members of all material facts and the Vote of a Majority of Members, the Manager may enter into the following acts even though it would violate the Manager's duty of loyalty to the Company and to the Members:

(a) Enter into a transaction for the purchase of other commercial or residential real property for the purpose of Manager's personal investment in which the Manager takes direct or indirect ownership interest in any such real property without the participation of the Company or the other Member(s).

(b) Own, manage, control, operate, or otherwise participate in any business activities similar or dissimilar to the business of the Company without the participation of the Company or the other Member(s).

It is the specific intention of the Members to grant the Manager authority to engage in business opportunities, competing activities, and otherwise devote time to such other business activities in addition to, and potentially in direct competition with, the business activities of the Company.

5.7 The Manager shall be entitled to reimbursement for all expenses reasonably incurred by the Manager in the performance of the Manager's duties. In addition, in the event the fiduciary duties of the Manager require the Manager to bring any business opportunity to the Company pursuant to, or as required by, applicable California law, then the Manager shall further be entitled to reasonable compensation and reimbursement for arranging, developing, or finding such other business opportunity in addition to any other reimbursement or compensation the Manager is otherwise entitled to receive by law, including but not limited to brokers fees or finders fees.

5.8 Subject to Section 5.4 of this Agreement, the Manager shall have all necessary powers to carry out the purposes, business, and objectives of the Company, including, but not limited to, the right to enter into and carry out contracts of all kinds; to employ employees, agents,

MIRA ESTE PROPERTIES, LLC OPERATING AGREEMENT

consultants and advisors on behalf of the Company; to lend or borrow money and to issue evidences of indebtedness; to bring and defend actions in law or at equity; to buy, own, manage, sell, lease, mortgage, pledge or otherwise acquire or dispose of Company property. The Manager may also deal with any related person, firm or corporation on terms and conditions that would be available from an independent responsible third party that is willing to perform. Subject to Section 5.4 of this Agreement, the Manager shall have the authority to sign agreements and other documents on behalf of the Company provided that the Manager act within the customary scope of authority of a manager of a limited liability company.

Without limiting the generality of this Section 5.8, the Manager shall have the power and authority to act on behalf of the Company in executing all loan documents, escrow instructions, purchase and sale documents, and all other documents necessary or advisable relating to real property, leasehold interest, or personal property acquired by the Company. The Manager shall also have the power and authority to act on behalf of the Company to the extent permitted by the law and this Agreement to do the following:

- (a) To acquire property from any Person as the Manager may determine. The fact that a Member is directly or indirectly affiliated or connected with any such Person shall not prohibit the Manager from dealing with that Person or Entity;
- (b) To borrow money for the Company from banks, other lending institutions, the Members, or Affiliates of the Members or the Manager on such terms as he deems appropriate, and in connection therewith, to hypothecate, encumber and grant security interests in the assets of the Company to secure repayment of the borrowed sums. Except as otherwise provided in the act, no debt shall be contracted or liability incurred by or on behalf of the Company, except by the Manager, and the terms of which will be subject to approval by a Majority of the Members;
- (c) To purchase liability and other insurance to protect the property and business of the Company;
- (d) To hold and own any Company real and personal properties in the name of the Company;
- (e) To invest any funds of the Company temporarily (by way of example but no limitation) in time deposits, short-term governmental obligations, commercial papers or other investments;
- (f) To execute on behalf of the Company all instruments and documents, including, without limitation, checks, drafts, notes and other negotiable instruments, mortgages or deeds of trust, security agreements, financing statements, documents providing for the acquisition, mortgage or disposition of property of the Company, assignments, bills of sale, leases, partnership agreements and any other instruments or documents necessary, in the opinion of the Manager, to the business of the Company;

MIRA ESTE PROPERTIES, LLC OPERATING AGREEMENT

(g) To employ accountants, legal counsel, managing agents or other experts to perform services for the Company and to compensate them from Company funds;

(h) To retain and compensate employees and agents generally, and to define their duties;

(i) To enter into any and all other agreements on behalf of the Company, with any Person for any purpose necessary or appropriate to the conduct of the business of the Company;

(j) To pay reimbursement from the Company of all expenses of the Company reasonably incurred and paid by the Manager on behalf of the Company; and

(k) To do and perform all other acts as may be necessary or appropriate to the conduct of the business of the Company.

5.8 The Manager shall cause all assets of the Company (excepting the Company's funds which are held in Trust) to be held in the name of the Company, whether such assets are real or personal.

5.9 All funds of the Company shall be deposited in one or more accounts with one or more recognized financial institutions at such locations as shall be determined by the Manager.

5.10 Each Member, by execution of this Agreement, irrevocably constitutes and appoints the Manager as such Members' true and lawful attorney-in-fact and agent, with full power and authority in such Member's name, place, and stead to execute, acknowledge, and deliver, and to file or record in any appropriate public office: (a) any certificate or other instrument that may be necessary, desirable, or appropriate to qualify the Company as a limited liability company or to transact business as such in any jurisdiction in which the Company conducts business; (b) any certificate or amendment to the Company's Articles of Organization or to any certificate or other instrument that may be necessary, desirable, or appropriate to reflect an amendment approved by the Members in accordance with the provisions of this Agreement; (c) any certificates or instruments that may be necessary, desirable, or appropriate to reflect the dissolution and winding up of the Company; and (d) any certificates necessary to comply with the provisions of this Agreement. This power of attorney will be deemed to be coupled with an interest and will survive the Transfer of the Member's Economic Interest. Notwithstanding the existence of this power of attorney, each Member agrees to join in the execution, acknowledgement, and delivery of the instruments referred to above if requested to do so by the Manager. This power of attorney is a limited power of attorney and does not authorize the Manager to act on behalf of a Member except as described in this Section 5.10.

5.9 Management responsibilities and fiduciary duties of the Manager may not be materially altered except by the unanimous written consent of all Members and the Manager.

5.10 Except as specified in this Agreement, no Manager or affiliate of a Manager is

MIRA ESTE PROPERTIES, LLC OPERATING AGREEMENT

entitled to remuneration for services rendered or goods provided to the Company. The Manager and his affiliate shall receive only the following payments:

(a) The Company shall pay a Manager or the Manager's affiliate for services rendered or goods provided to the Company to the extent that the Manager is not required to render such services or goods themselves without charge to the Company, and to the extent that the fees paid to such Manager or the Manager's affiliate does not exceed the fees that would be payable to an independent responsible third party that is willing to perform such services or provide such goods.

(b) The Company shall reimburse a Manager or a Manager's affiliate for the actual cost of materials used for or by the Company. The Company shall also pay or reimburse the Manager or the Manager's affiliate for organizational expenses (including, without limitation, legal and accounting fees and costs) incurred to form the Company and prepare and file the Articles and this Agreement. Except as otherwise provided herein, a Manager and a Manager's affiliate shall not be reimbursed by the Company for the following expenses: (1) salaries, compensation or fringe benefits of directors, officers or employees of a Manager or a Manager's affiliate; (2) overhead expenses of a Manager or a Manager's affiliate, including, without limitation, rent and general office expenses; and (3) the cost of providing any service or goods for which a Manager or a Manager's affiliate are entitled to received compensation from the Company.

ARTICLE VI: ACCOUNTS AND RECORDS

6.1 The Tax Matters Partner shall be the Manager, as defined for federal income tax purposes, and shall be solely responsible for representing the Company in all dealings with the U.S. Internal Revenue Service and any state, local, and foreign tax authorities. The Tax Matters Partner shall keep the other Members reasonably informed of any Company dealings with any tax agency.

6.2 Complete books of account of the Company's business in which each Company transaction shall be fully and accurately entered, shall be kept at the Company's principal executive office and shall be open to inspection and copying by each Member or the Member's authorized representatives on reasonable Notice during normal business hours. The costs of such inspection and copying shall be borne by the requesting Member.

6.3 Financial books and records of the Company shall be kept on the cash method of accounting, which shall be method of accounting followed by the Company for federal income tax purposes. A balance sheet and income statement of the Company shall be prepared promptly following the close of each fiscal year in a manner appropriate to and adequate for the Company's business and for carrying out the provisions of this Agreement. The fiscal year of the Company shall be January 1 through December 31.

6.4 At all times during the term of existence of the Company, and beyond that term if a Majority of Members deem it necessary, the Manager shall keep or cause to be kept the books of account referred to in Section 6.2, and the following:

MIRA ESTE PROPERTIES, LLC OPERATING AGREEMENT

- (a) A current list of the full name and last known business or residence address of each Member, together with the Capital Contribution and the share in Profits and Losses of each Member;
- (b) A copy of the Articles of Organization, as amended;
- (c) Copies of the Company's federal, state, and local income tax or information returns and reports, if any, for the six (6) most recent taxable years;
- (d) Executed counterparts of this Agreement, as amended;
- (e) Any powers of attorney under which the Articles of Organization or any amendments thereto were executed;
- (f) Financial statements of the Company for the six most recent fiscal years; and
- (g) The Books and Records of the Company as they relate to the Company's internal affairs for the current and past four fiscal years.

If a Majority of Members deem that any of the foregoing items shall be kept beyond the term of existence of the Company, the repository of said items shall be as designated by the Manager.

6.5 Within ninety (90) days after the end of each taxable year of the Company the Company shall send to each Member all information necessary for the Members to complete their federal and state income tax or information returns, and a copy of the Company's federal, state, and local income tax or information returns for such year.

ARTICLE VII: MEMBERS AND VOTING

7.1 There shall be only one class of membership and no Member shall have any rights or preferences in addition to or different from those possessed by any other Member. Each Member shall Vote in proportion to the Member's Percentage Interest as of the governing record date, determined in accordance with Section 7.2. Unless otherwise provided in this Agreement or required by applicable laws, any action that may or must be taken by the Members shall be by a Vote of a Majority of Members.

7.2 The Manager may call a Meeting of the Members when the Manager determines that such a Meeting is necessary or in the best interest of the Company. The record date for determining the Members entitled to Notice of any Meeting, to vote, to receive any distribution, or to exercise any right with respect to any other lawful action, shall be the date and at a location set by the Manager, provided that such record shall not be more than sixty (60) nor less than ten (10) days prior to the date of the Meeting, nor more than sixty (60) days prior to any other action.

MIRA ESTE PROPERTIES, LLC OPERATING AGREEMENT

(a) In the absence of any action setting a record date, the record date shall be determined in accordance with the Act.

7.3 At all Meetings of Members, a Member may Vote in person or by Proxy. Such proxy shall be filed with the Manager or the Company before or at the time of the Meeting, and may be filed by facsimile transmission to the Manager or the Company at the principal executive office of the Company or such other address as may be determined by a Majority of Members for such purposes.

7.4 Any action that may be taken at any meeting of the Members may be taken without a meeting if a consent in writing, setting forth the action so taken, is signed by Members having not less than the minimum number of Votes that would be necessary to authorize or take that action at a meeting at which all Members entitled to Vote thereon were present and Voted. If the Members are requested to consent to a matter without a meeting, each Member shall be given Notice of the matter to be Voted upon in the manner described in Section 7.3 of this Agreement. Any action taken without a meeting shall be effective when the required minimum number of Votes have been received. Prompt Notice of the action shall be given to all Members who have not consented to the action.

7.5 No Member acting solely in the capacity of a Member is an agent of the Company, nor can any Member acting solely in the capacity of a Member bind the Company or execute any instrument on behalf of the Company. Accordingly, each Member shall indemnify, defend, and hold harmless each other Member and the Company from and against any and all loss, cost, expense, liability, or damage arising from or out of any claim based on any action by the Member in contravention of the terms of this Section 7.5.

7.6 To the maximum extent permitted, the Members are further entitled to the rights and privileges granted to the Manager that are outlined in Sections 5.5, 5.6, and other provisions of this Agreement with respect to outside business activities that may be engaged in by the Members which are unrelated to the Company without participation by the Company or the other Members.

ARTICLE VIII: TRANSFERS OF MEMBERSHIP INTERESTS

8.1 A Member may dissociate from the Company at any time by giving Notice of Dissociation to all other Members at least one hundred eighty (180) calendar days before the effective date of dissociation. Dissociation shall not release a Member from any obligations and liabilities under this Agreement accrued or incurred before the effective date of dissociation, nor shall such dissociation affect the rights, duties, or responsibilities of the Manager or the other Member(s) in any way. A withdrawing Member shall divest the Member's entire Membership Interest before the effective date of dissociation in accordance with the transfer restrictions and option rights set forth below.

MIRA ESTE PROPERTIES, LLC OPERATING AGREEMENT

8.2 Except as expressly provided in this Agreement, a Member shall not Transfer any part of the Member's Membership Interest in the Company, whether now owned or hereafter acquired unless the other Members unanimously approve the transferee's admission to the Company as a Substituted Member upon such Transfer. A Member shall not transfer the Member's Membership Interest in the Company if the Membership Interest to be transferred, when added to the total of all other Membership Interest transferred in the preceding 12 months, causes the termination of the Company under Section 708 of other provision of the Code. No Member may Encumber or permit or suffer any Encumbrance of all or any part of the Member's Membership Interest in the Company unless such Encumbrance has been approved in writing by all other Members. A Member shall not transfer the Member's Membership Interest in the Company without compliance with all federal and state securities laws. Unless otherwise provided for in this Agreement, any Transfer or Encumbrance of a Membership Interest without such approval shall be void. Unless otherwise provided for in this Agreement, upon (i) any attempt by a Member to transfer of the Member's Membership Interest in violation of this Agreement, (ii) the occurrence of a Dissolution Event as stated in Section 9.1 or a Triggering Event as outlined in Section 8.6, or (iii) the dissociation or resignation of a Member as stated in 8.1, the Membership Interest of a Member shall be terminated by the Manager and thereafter that Member shall hold only an Economic Interest, unless such Membership Interest is purchased by the Company and/or remaining Members as provided in this Article VIII. Each Member acknowledges and agrees that such termination or purchase of a Membership Interest upon the occurrence of any of the foregoing events is not unreasonable under the circumstances existing as of the date hereof.

(a) Notwithstanding any other provision of this Agreement to the contrary, a Member who is a natural person may transfer all or any portion of his or her Membership Interest to or from any revocable trust created for the benefit of the Member, or any combination between or among the Member, the Member's spouse, the Member's siblings or the Member's issue, provided that the Member retains a beneficial interest in the trust and all of the Voting Interest included in such Membership Interest. A transfer of a Member's entire beneficial interest in such trust or failure to retain such Voting Interest shall be deemed a Transfer of a Membership Interest. No transfer in this paragraph shall be effective if the Membership Interest to be transferred, when added to the total of all other Membership Interest transferred in the preceding 12 months, causes the termination of the Company under the Code. Further provided, for purposes of this Agreement the death of such initial Member shall cause the Company and/or the other Member(s) the right to purchase the Membership Interest of a Member who died or became disabled as provided in Section 8.8 below notwithstanding that such dead or disabled Member held all or a portion of their Membership Interest in trust.

(b) Notwithstanding any other provision of this Agreement to the contrary, a Member may transfer his or her Membership Interest to another Member unless the Membership Interest to be transferred, when added to the total of all other Membership Interest transferred in the preceding 12 months, causes the termination of the Company under the Code.

(c) Notwithstanding any other provision of this Agreement to the contrary, a Member may transfer his or her Membership Interest to his or her issue and lineal descendants, unless the

MIRA ESTE PROPERTIES, LLC OPERATING AGREEMENT

Membership Interest to be transferred, when added to the total of all other Membership Interest transferred in the preceding 12 months, causes the termination of the Company under the Code.

(d) Notwithstanding any other provision of this Agreement to the contrary, a Member may transfer his or her Membership Interest such Member's spouse, either during their life or after their death, unless the Membership Interest to be transferred, when added to the total of all other Membership Interest transferred in the preceding 12 months, causes the termination of the Company under the Code.

8.3 No Member shall participate in any Vote or decision in any matter pertaining to the disposition of that Member's Membership Interest in the Company under this Agreement.

8.4 Except as expressly permitted under Section 8.2, a prospective transferee (other than an existing Member) of a Membership Interest may be admitted as a Member with respect to such Membership Interest (a "Substituted Member") only (1) on the unanimous Vote of the Members, and (2) on such prospective transferee's executing a counterpart of this Agreement as a party hereto. To the extent permitted by this Article VIII, any prospective transferee of a Membership Interest shall be deemed an Assignee, and, therefore, the owner of only an Economic Interest until such prospective transferee has been admitted as a Substituted Member. Any person admitted to the Company as a Substituted Member shall be subject to all provisions of this Agreement.

8.5 The initial sale of Membership Interests in the Company to the Initial Members has not been qualified or registered under the securities laws of any state, or registered under the Securities Act of 1933, as amended, in reliance upon exemptions from the registration provisions of those laws. No attempt has been made to qualify the offering and sale of Membership Interest to Members under the California Corporate Securities Law of 1968, as amended, also in reliance upon an exemption from the requirement that a permit for issuance of securities be procured. Notwithstanding any other provision of this Agreement, Membership Interests may not be Transferred or Encumbered unless registered or qualified under applicable state and federal securities law or unless, in the opinion of legal counsel satisfactory to the Company, such qualification is not required. The Member who desires to Transfer a Membership Interest shall be responsible for all legal fees incurred in connection with said opinion.

8.6 Subject to the provisions above, upon the death of a Member, the Company shall have the option, for a period ending sixty (60) calendar days following the determination of the fair market value of the Membership Interest via an appraisal of the Company and its assets by a licensed appraiser, to purchase the Membership Interest in the Company held by the deceased Member at the fair market value of such Membership Interest unless such Membership Interest will be transferred to a permitted transferee outlined above. The other Members, pro rata in accordance with their Membership Interests in the Company, shall then have the option, for a period of sixty (60) days thereafter with regard to any Membership Interest of the deceased Member not acquired by the Company, to purchase the Membership Interest in the Company held by the deceased Member on the same terms and conditions as apply to the Company. If all Members do not elect to purchase the entire remaining Membership Interest in the Company of the deceased Member, then

MIRA ESTE PROPERTIES, LLC OPERATING AGREEMENT

the Members electing to purchase shall have the right, pro rata in accordance with their prior Membership Interest in the Company, to purchase the additional Membership Interest in the Company that is not purchased and shall hold such Membership Interest in the Company subject to all of the provisions of this Agreement.

(a) Payment of the purchase price will be made over a period of five (5) years from the date the elections to purchase referenced in this Section 8.8 are finalized. The Company and/or the remaining Member(s) will execute a promissory note made payable to the successor and/or legal representative of the deceased Member's estate, or to their successors or assigns. Said promissory note shall bear an interest rate of the prime rate as published in the Wall Street Journal during the month in which the elections to purchase referenced in this Section are finalized, plus two percent (2%). The promissory note shall be fully amortized over five (5) years, with payments to the lender of said promissory note(s) made monthly. There shall further be no penalty for the prepayment of the principal balance and accrued interest under the promissory note(s). The promissory note shall provide that, in case of default, at the election of the holder, the entire sum of principal and interest immediately will be due and payable, and that the maker shall pay reasonable attorney's fees to the holder in the event suit is commenced because of default. As long as no default occurs in payments on the note, the purchaser(s) shall be entitled to vote the Membership Interest of the dead or disabled Member.

8.7 Transfers Upon Insolvency, Judicial Order Etc.

(a) Occurrence of any of the following events shall constitute an irrevocable offer (an "Irrevocable Offer"), which shall be irrevocable as long as any of the above conditions or events exist, by the Member to whom the event applies (the "Insolvent Participant") to sell all or part of the Insolvent Participant's Membership Interest in the Membership to the Company and/or the other Members:

- (1) filing of voluntary or involuntary petition in bankruptcy by a Member, unless the petition is dismissed within sixty (60) days;
- (2) a Member's or (1) insolvency; (2) assignment for the benefit of creditors; or (3) entering into any composition agreement with his creditors;
- (3) the attempted involuntary transfer or passage of ownership of all or part of a Member's Membership Interest including without limitation, transfer pursuant to charging or other judicial order, legal process, execution, attachment, enforcement of pledge, trust, encumbrance or sale;
- (4) the attempted transfer or passage of ownership of all or part of a Member's Membership Interest resulting from, or relating to, the dissolution or annulment of a Member's marriage to such Member's spouse or former spouse; provided, however, this provision does not apply to any Members married as of the date of this Agreement;

MIRA ESTE PROPERTIES, LLC OPERATING AGREEMENT

(5) the withdrawal of a Member; and

(6) any transfer of a Membership Interest in violation of this Agreement.

(b) Within fifteen (15) days after occurrence of any event or condition constituting an Irrevocable Offer, the Insolvent Participant shall deliver to the Company and the other Members a written Notice of Irrevocable Offer which contains a description of the condition or event giving rise to the Irrevocable Offer. The Notice of Irrevocable Offer shall state the Membership Interest subject to the Irrevocable Offer, any charges to which the Membership Interests are subject and the identity of any party which has obtained possession of the Membership Interests by legal process or otherwise. Notwithstanding any independent knowledge attributable to the Company or the other Members, failure to provide a Notice of Irrevocable Offer shall not give rise to a waiver or estoppel on the part of the Company or the other Members. Further, the options set forth herein may be exercised despite the failure to provide the Notice of Irrevocable Offer, and the time limitations set forth herein shall commence when the Company and the other Members actually receive the Notice of Irrevocable Offer.

(c) First Option. The Company shall have the first option to accept the Irrevocable Offer and to purchase all or part of the Insolvent Participant's Membership Interest identified therein for a thirty (30) day period following receipt of the Notice of Irrevocable Offer.

(d) Second Option. If the Company does not exercise its option for all of the Insolvent Participant's Membership Interest, the Other Members shall have the pro rata option to accept the Irrevocable Offer and to purchase all or part of the available Membership Interest for a thirty (30) day period commencing on the expiration of the first option granted.

(e) Any option to accept the Irrevocable Offer and purchase the Membership Interest subject thereto, shall be exercised by the timely delivery of written notice to the Insolvent Participant and any person who has obtained possession of the Units or Economic Interest as identified in the Notice of Irrevocable Offer.

(f) Purchase Price. Parties electing to exercise options pursuant to this subsection may elect to purchase the Insolvent Participant's Membership Interest at seventy percent (70%) of the fair market value of the subject Membership Interest, payable on the terms set forth in Section 8.6(a) above. The Company and each Member acknowledges that the foregoing terms and purchase price for an Insolvent Participant's Membership Interest is fair and reasonable under circumstances existing as of the date hereof given the significant inconvenience to the Company and the other Members resulting from the occurrence of any event or condition constituting an Irrevocable Offer by a Member, and to retain the continuity of the Company without interference or interruption from third parties.

(g) For purposes of this Agreement, "Membership Interest" includes any economic or other interest in a Member's Membership Interest, or a Transferrable Interest.

MIRA ESTE PROPERTIES, LLC OPERATING AGREEMENT

8.8 Transfer of Economic Interest From Member Ninus Malan to Salam Razuki. Notwithstanding anything in this Agreement to the contrary, by signing this Agreement the Manager and each Member approves the absolute right to the Transfer of a Membership Interest, Transferrable Interest, and/or the Economic Interest held by Member Ninus Malan, as Assigning Member, to Salam Razuki or his designee, as Assignee, on terms agreed upon between them at any time from and after the date of this Agreement. Such Transfer shall be on terms agreed upon between them, and the Manager and each Member further approve the terms and conditions of such Transfer and waive all rights, prohibitions and procedures otherwise set forth in this Article 8 to that Transfer. Provided, however, such Transfer between Member Ninus Malan and Salam Razuki shall not materially affect the ownership interest of the other Member(s), increase or materially alter the Manager's duties and obligations, and Member Ninus Malan and Salam Razuki agree to release the Manager and the other Member(s) from any liabilities relating to such Transfer. On behalf of the Company, the Manager agrees to acknowledge receipt of a copy of the agreement between Member Ninus Malan and Salam Razuki, and agrees that the Company shall be bound by and comply with the provisions contained therein including, but not limited to, those regarding distributions to Member Ninus Malan or his successor in interest. Any new Member of the Company further agrees to execute a consent to be bound to the terms and conditions of this Agreement as a condition to becoming a Member of the Company.

ARTICLE IX: DISSOLUTION AND WINDING UP

9.1 The Company shall be dissolved on the first to occur of the following events:

(a) The death, incapacity, dissociation, bankruptcy, or corporate dissolution of a Member; provided, however, that the remaining Members may, by the Vote of a Majority of Members within 90 days of the happening of that event, decide to continue the Company, in which case the Company shall not dissolve. If the remaining Members fail to so Vote, the Manager shall wind up the Company. For purposes of this Paragraph (a), in determining a Majority of Members, the Percentage Interest of the Member who has died, become incapacitated, withdrawn, become bankrupt, or dissolved shall not be taken into account.

(b) The expiration of the term of existence of the Company;

(c) The written agreement of all Members to dissolve the Company;

(d) The sale or other disposition of substantially all of the Company's assets;

(e) Entry of a decree of judicial dissolution pursuant to California Corporations Code section 27351; or

(f) At any earlier time at which dissolution may be required under any applicable law.

9.2 On the dissolution of the Company, the Company shall engage in no further business other than that necessary to wind up the business and affairs of the Company. The

MIRA ESTE PROPERTIES, LLC OPERATING AGREEMENT

Members who have not wrongfully dissolved the Company shall wind up the affairs of the Company. The Persons winding up the affairs of the Company shall give written Notice of the commencement of winding up by mail to all known creditors and claimants against the Company. After paying or adequately providing for the payment of all known debts of the Company (except debts owing to Members) the remaining assets of the Company shall be distributed or applied in the following order of priority:

- (a) To pay the expenses of liquidation.
- (b) To repay outstanding loans to Members. If there are insufficient funds to pay such loans in full, each Member shall be repaid in the ratio that the Member's respective loan, together with interest accrued and unpaid thereon, bears to the total of all such loans from Members, including all interest accrued and unpaid on those loans. Such repayment shall first be credited to unpaid principal and the remainder shall be credited to accrued and unpaid interest.
- (c) Among the Members in accordance with the provisions of Article IV, Section 4.7 of this Agreement.

9.3 Each Member shall look solely to the assets of the Company for the return of the Member's investment, and if the Company property remaining after the payment or discharge of the debts and liabilities of the Company is insufficient to return the investment of any Member, such Member shall have no recourse against any other Members for indemnification, contribution, or reimbursement.

ARTICLE X: DISPUTE RESOLUTION AND INDEMNIFICATION

10.1 Except as otherwise provided in this Agreement, any controversy or claim arising out of or relating to this Agreement or the breach thereof shall be attempted to be settled by mediation before a single mediator, unless otherwise agreed, in San Diego, California.

(a) The mediation shall be administered by and held in accordance with the Commercial Mediation Rules of the American Arbitration Association.

(b) The parties shall, before the commencement of any proceedings, attempt in good faith to settle their dispute by mediation.

(c) The mediator shall be a retired Judge, familiar with the laws regarding the type of dispute to be mediated.

10.2 The substantive law of the State of California shall be applied to the resolution of this dispute.

10.3 The prevailing party shall be entitled to reimbursement of attorney's fees, costs, and expenses incurred in connection with any litigation.

MIRA ESTE PROPERTIES, LLC OPERATING AGREEMENT

10.4 Mediation shall not be the exclusive remedy of a Member or the Company. A Member or the Company may institute legal proceedings in a court of competent jurisdiction only after such party has attempted to resolve any controversy or claim arising out of or relating to this Agreement or the breach thereof through the use of mediation.

10.5 The Company shall indemnify the Manager or any officer of the Company who was or is a party or is threatened to be made a party to, or otherwise becomes involved in, any action nor proceeding to the maximum extent permitted by law.

ARTICLE XI: GENERAL PROVISIONS

11.1 This Agreement constitutes the whole and entire agreement between the parties with respect to the subject matter of this Agreement. This Agreement replaces and supersedes all prior written and oral agreements by and among the Members or any of them.

11.2 This Agreement may be executed in one or more counterparts, each shall be deemed an original, but all of which together shall constitute one and the same instrument.

11.3 This Agreement shall be construed and enforced in accordance with the internal laws of the State of California. If any provision of the Agreement is determined by any court of competent jurisdiction or arbitrator to be invalid, illegal, or unenforceable to any extent, that provision shall, if possible, be construed as though more narrowly drawn if a narrower construction would avoid such invalidity, illegality, or unenforceability or, if that is not possible, such provision shall, to the extent of such invalidity, illegality, or unenforceability, be severed, and the remaining provisions of this Agreement shall remain in effect.

11.4 This Agreement shall be binding on and inure to the benefit of the parties and their heirs, personal representatives, and permitted successors and assigns.

11.5 Whenever used in this Agreement, the singular shall include the plural, the plural shall include the singular, and the neuter gender shall include the male and female as well as a trust, firm, company, or corporation, all as the context and meaning of this Agreement may require.

11.6 The parties to this Agreement shall promptly execute and deliver any and all additional documents, instruments, notices, and other assurances, and shall do any and all other acts and things, reasonably necessary in connection with the performance of their respective obligations under this Agreement and to carry out the intent of the parties. In the event there is any dispute between the parties that should result in litigation or arbitration, the prevailing party in such dispute shall be entitled to recover from the other party all reasonable fees, costs and expenses of enforcing any right of the prevailing party, including without limitation, reasonable attorneys' fees and expenses.

11.7 Except as provided in this Agreement, no provision of this Agreement shall be

MIRA ESTE PROPERTIES, LLC OPERATING AGREEMENT

construed to limit in any manner the Members rights in carrying on his, her or its own respective businesses or activities.

11.8 Except as provided in this Agreement, no provision of this Agreement shall be construed to authorize a Member, in the Member's capacity as such, as an agent of any other Member.

11.9 Each Member represents and warrants to the other Members that the Member has the capacity and authority to enter into this Agreement.

11.10 Article titles, sections and headings contained in this Agreement are inserted as a matter of convenience and for ease of reference only and shall be disregarded for all other purposes, including the construction or enforcement of this Agreement or any of its provisions.

11.11 The power to adopt, alter, amend, or repeal this Agreement or the Articles of Organization is vested entirely in the Manager of the Company, unless otherwise provided for in this Agreement or required by law.

11.12 Time is of the essence in every provision of this Agreement that specifies a time for performance.

11.13 This Agreement is made solely for the benefit of the parties to this Agreement and their respective permitted successors and assigns, and no other person or entity shall have or acquire any right by virtue of this Agreement.

11.14 The Members intend the Company to be a limited liability company under the Act. No Member shall take any action inconsistent with the express intent of the parties to this Agreement. The Members further agree that no Member shall petition any Court for an action for partition, pursue any judicial or governmental dissolution of the Company, or otherwise take action intended to force the sale of the assets of the Company under any circumstance except as expressly provided for in this Agreement.

11.15 The Members acknowledge that the tax consequences of each Member's investment in the Company is dependent of each Member's particular financial circumstances. Each Member will rely solely on the Member's financial advisors and not the Company. The Company makes no warranties as to the tax benefits that the Members receive or will receive as a result of the Member's investment in the Company. The parties hereto, and all of them, represent and declare that in executing this Agreement, they rely solely upon their own judgment, belief, and knowledge, and the advice and recommendations of their own independently selected legal and tax counsel, concerning the nature, extent, and duration of their rights and claims, and that they have not been influenced to any extent whatsoever in executing the same by any representations or statements covering any matters made by the other party hereto or by any person representing him or it.

11.16 In the event a Member is not a natural person, neither the Company nor any Member


MIRA ESTE PROPERTIES, LLC OPERATING AGREEMENT

will (1) be required to determine the authority of the individual signing this Agreement to make any commitment or undertaking on behalf of the entity or to determine any fact or circumstance bearing on the existence of the authority of the individual, or (2) be required to see to the application or distribution of proceeds paid or credited to individuals signing this Agreement on behalf of the entity.

11.17 One or more attorneys at law may be selected from time to time by the parties to prepare the documentation for the Company, and to perform such other services as may be required. Counsel to a party may also be counsel to one or more other parties, and in accordance with the California Rules of Professional Conduct or similar rules in any other jurisdiction (the "Rules") this constitutes multiple representation. The Members, Manager, and the Company anticipate selecting the Law Offices of Gorla, Weber & Jarvis ("Company Counsel") as legal counsel to the Company. The parties further acknowledge that while communications by the parties with Company Counsel concerning any and matters relating to the business of the Company may be confidential with respect to third parties, no party has any expectation that such communications with Company Counsel are confidential with respect to disputes among or between the parties. The parties further agree and consent to the use of Company Counsel, and understand that Company Counsel has represented one or more of the matters is prior legal matters.

IN WITNESS WHEREOF, the parties have executed or caused to be executed this Agreement on the day and year first above written.

Members



Chris N. Hakim

By signing this Agreement, the above Member further acknowledges review of Sections 5.5, 5.6, 5.7, and 7.6 of this Agreement, agrees that the Member is informed of these provisions, and consents to the terms of Sections 5.5, 5.6, 5.7, and 7.6 of this Agreement.




Ninus Malan

By signing this Agreement, the above Member further acknowledges review of Sections 5.5, 5.6, 5.7, and 7.6 of this Agreement, agrees that the Member is informed of these provisions, and consents to the terms of Sections 5.5, 5.6, 5.7, and 7.6 of this Agreement.

MIRA ESTE PROPERTIES, LLC OPERATING AGREEMENT

Manager



Chris N. Hakim

MIRA ESTE PROPERTIES, LLC OPERATING AGREEMENT

Exhibit "A"

Membership Interest of Members

Name and Address of Members/Membership Interest/Capital Contribution

Member #1

Ninus Malan

5065 Logan Ave Suite 101

San Diego CA 92113

Membership Interest: 50%

Capital Contribution:

\$ 325,000 contributed as follows: 1) Cash
2) _____
3) _____
4) Assignment of Contract Rights to Purchase the
Property Described in Section 2.4

Member #2

Chris N. Hakim

1545 Hotel Circle South, Suite 145

San Diego, CA 92108

Membership Interest: 50%

Capital Contribution:

\$ 450,000 contributed as follows: 1) Cash
2) _____
3) _____

EXHIBIT 2

**AMENDED SCHEDULE 5
MIRA ESTE OPERATION
STATEMENT OF CASH RECEIVED AND DISBURSED FROM OPERATIONS
From Inception to the Present**

Note 1

Summary of Mira Este Operations

	Mira Este 2016 [A]	Mira Este 2017 [A]	Mira Este 2018 (Thru June) [A]	Mira Este 2018 July-Oct [B]
Operating Receipts & Disbursements				\$ 90,000.00
Sublease Income				
Mira Este Loan Payment	\$ (44,245.00)	\$ (240,415.10)	\$ (240,736.51)	\$ (92,327.50)
Legal Fees		\$ (35,796.00)	\$ (20,000.00)	\$ (64,161.00)
TRH (CUP - Mira)		\$ (10,000.00)	\$ (56,479.50)	\$ -
Mira Este Improvements		\$ (46,358.00)		\$ -
Unknown		\$ (860.00)	\$ (40,000.00)	\$ -
Property Tax		\$ (24,917.35)	\$ (15,369.46)	\$ -
Conditional Use Permit-ME		\$ (23,399.00)	\$ (10,815.50)	\$ -
Cash		\$ (23,500.00)		\$ (22,848.00)
Security				\$ (14,958.95)
Cleaning & Maintenance				\$ (1,047.17)
Sales Tax		\$ (12,471.07)	\$ (123.00)	\$ (7,675.57)
Insurance		\$ (3,895.34)	\$ (1,262.00)	\$ (2,879.50)
Utilities		\$ (4,795.71)	\$ (2,059.77)	\$ (6,094.00)
Outside Services				\$ (3,397.63)
Office Supplies & Software				\$ (3,224.90)
License & Permits				\$ -
Income Tax		\$ (1,652.19)	\$ (800.00)	\$ (2,282.48)
Salaries & Wages		\$ (450.00)	\$ (1,450.00)	\$ -
Accounting		\$ (529.00)	\$ (320.00)	\$ -
Bank Fee	\$ (162.43)		\$ -	\$ (1,200.90)
Misc				
Total Expenses	<u>\$ (44,407.43)</u>	<u>\$ (429,038.76)</u>	<u>\$ (389,415.74)</u>	<u>\$ (222,097.60)</u>
Net Operations	<u>\$ (44,407.43)</u>	<u>\$ (429,038.76)</u>	<u>\$ (389,415.74)</u>	<u>\$ (132,097.60)</u>
		<u>\$ (994,959.53)</u>		

[1] This cash received and cash disbursed summary is prepared from the best records available from different managing entities during the relevant periods of time. The summaries are not audited; they are a compilation of the available receipts and disbursements data.

[A] Computed from Mira Este Bank Activity

[B] Computed from Mira Este Bank Activity and California Cannabis Group Profit and Loss provided by Far West Management

2 **PROOF OF SERVICE**


3 I, Charles F. Gorla, declare that: I am, and was at the time of service of the papers herein
4 referred to, over the age of eighteen years, not a party to this action, and am employed in the County
of San Diego, California, in which County the within mentioned mailing occurred. My business
5 address is 1011 Camino del Rio South, Suite 210, San Diego, California 92108. I served the
following document(s):

6 Supplemental Declaration of Chris Hakim in Support of Ex Parte Application to
7 Remove Receiver from Mira Este Facility
on the following addressees:

8 Steven A. Elia (steve@elialaw.com) 9 Maura Griffin (maura@elialaw.com) 10 James Joseph (james@elialaw.com) 11 Law Offices of Steven Elia 2221 Camino del Rio S., #207 12 San Diego, CA 92108 Tel. (619) 444-2244 Fax (619) 440-2233 Attorneys for Plaintiff	Robert Fuller (rfuller@nelsonhardiman.com) Salvatore J. Zimmitt (szimmitt@nelsonhardiman.com) Nelson Hardiman LLP 11835 West Olympic Blvd., Suite 900 Los Angeles, CA 90064 Tel. (310) 203-2807 Fax (310) 203-2727 Attorneys for SoCal Building Ventures LLC
13 Gina M. Austin 14 (gaustin@austinlegalgroup.com) 15 Tamara M. Leetham (tamara@austinlegalgroup.com) 16 Austin legal Group 3990 Old Town Avenue, Suite A-112 17 San Diego, CA 92110 Tel. (619) 924-9600 18 Fax. (619) 881-0045 Attorneys for Defendants Ninus Malan et al.	Richardson C. Griswold (rgriswold@griswoldlawsandiego.com) Griswold Law 444 S. Cedros Avenue, Suite 250 Solana Beach, CA 92075 Tel. (858) 481-1300 Fax. (888) 624-9177 Attorney for Receiver Michael Essary
19 Daniel Watts 20 dwatts@galuppolaw.com Lou Galuppo 21 lgaluppo@galuppolaw.com	Matt Mahoney Esq. (mahoney@wmalawfirm.com)

22 **XX VIA ELECTRONIC FILING SERVICE:** Complying with Code of Civil
Procedure section 1010.6, my electronic business address is chasgoria@gmail.com and I caused such
23 document(s) to be electronically served through the One Legal e-service system for the above
entitled case to those parties on the Service List maintained on its website for this case on November
24 15, 2018. The file transmission was reported as complete and a copy of the Filing/Service Receipt
will be maintained with the original document(s) in our office.

25 I declare under penalty of perjury that the foregoing is true and correct, and that this
26 declaration was executed on November 15, 2018, at San Diego County, California.

27 

28 Charles F. Gorla

1 Charles F. Goria, Esq. (SBN68944)
2 GORIA, WEBER & JARVIS
3 1011 Camino del Rio South, Suite 210
4 San Diego, CA 92108
5 Tel.: (619) 692-3555
6 Fax: (619) 296-5508

7 Attorneys for Defendants CHRIS HAKIM,
8 MIRA ESTE PROPERTIES LLC, and
9 ROSELLE PROPERTIES LLC

10 **SUPERIOR COURT OF THE STATE OF CALIFORNIA**

11 **COUNTY OF SAN DIEGO, CENTRAL DIVISION**

12 SALAM RAZUKI, an individual)	Case No.: 37-2018-00034229-CU-BC-CTL
13 Plaintiff)	
14 vs)	(Unlimited Civil Action)
15 NINUS MALAN, an individual; CHRIS)	NOTICE OF MOTION FOR ORDER
16 HAKIM, an individual; MONARCH)	SETTING BOND ON APPEAL OF
17 MANAGEMENT CONSULTING, INC.,)	ORDER APPOINTING
18 California corporation; SAN DIEGO)	RECEIVER;DECLARATION OF
19 UNITED HOLDINGS GROUP, LLC, a)	CHARLES F. GORIA; POINTS AND
20 California limited liability company; FLIP)	AUTHORITIES
21 MANAGEMENT, LLC, a California limited)	Hearing Date: December 14, 2018
22 liability company; MIRA ESTE)	Time: 1:30 PM
23 PROPERTIES LLC, a California limited)	Dept.: C-67
24 liability company; ROSELLE PROPERTIES,)	I/C Judge: Hon. Eddie C. Sturgeon
25 LLC, a California limited liability company;)	
26 BALBOA AVE COOPERATIVE, a)	Complaint Filed: July 10, 2018
27 California nonprofit mutual benefit)	Trial Date: Not Set
corporation; CALIFORNIA CANNABIS)	
GROUP, a California nonprofit mutual)	
benefit corporation; DEVILISH DELIGHTS,)	
INC. a California nonprofit mutual benefit)	
corporation; and DOES 1-100, inclusive;)	
Defendants.)	
)	IMAGED FILE
)	

1 TO: ALL PARTIES AND THEIR ATTORNEYS OF RECORD HEREIN:

2 PLEASE TAKE NOTICE that on December 14, 2018, at 1:30 PM, or as soon thereafter
3 as the matter can be heard in Department C-67 of the Superior Court in and for the County of
4 San Diego, Central Division, located at 330 West Broadway, San Diego, California, 92101,
5 defendants CHRIS HAKIM, MIRA ESTE PROPERTIES LLC, and ROSELLE
6 PROPERTIES LLC ("Moving Defendants") will and do hereby move
7 the Court for an order setting the amount of bond pursuant to Code of Civil
8 Procedure Section 917.5 on the appeal of this Court's Order of September 26, 2018 appointing a
9 receiver.
10

11 This motion is brought on the grounds that a Notice of Cross-Appeal of said September
12 26, 2018 order has been filed by Moving Defendants, and good cause exists for the setting of the
13 amount of the appeal bond in that Moving Defendants are entitled to post a bond to vacate the
14 appointment of the receiver during the pendency of the appeal and so that the rights of the parties
15 and the receiver can be settled during the pendency of the appeal.
16


17 This motion is based upon this notice, the accompanying declaration of Chris Hakim, the
18 following declaration of Charles F. Gorla, the following points and authorities, on the pleadings,
19 records and documents on file with the Court herein, and on such other documents and evidence
20 submitted hereafter and prior to the hearing, including any reply papers.
21

22 This court issues tentative rulings in conformance with the tentative ruling procedures set
23 forth in the California Rules of Court. Counsel may obtain tentative rulings by calling (619)
24 450-7381 after 4:00 p.m. on the day immediately preceding the noticed hearing date. The
25 tentative rulings are also available on the internet at: www.sdcourt.ca.gov. If neither party
26

1 appears on the date and at the time noticed for the hearing, the tentative ruling will be adopted as
2 the final ruling of the Court. Parties wishing to argue before the Court must appear on the date
3 and at the time noticed for the hearing. Failure to file timely motion and/or opposition papers
4 may constitute a waiver of the right to orally argue.
5

6
7 Dated: 11/17/18

Goria, Weber & Jarvis

8
9 By: 
10 Charles F. Goria, Esq.
11 Attorneys for Moving Defendants

12 **DECLARATION OF CHARLES F. GORIA**

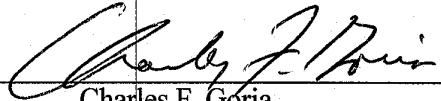
13 I, Charles F. Goria, declare:

14 1. I am an attorney at law duly licensed to practice before the courts of the State of
15 California and am a partner in the law firm of Goria, Weber & Jarvis, retained by Moving
16 Defendants Chris Hakim, Mira Este Properties LLC, and Roselle Properties LLC to represent
17 them in the above entitled action.

18 2. On or about Tuesday, October 30, 2018, I received a Notice of Appeal of the
19 September 26, 2018 Order Appointing Receiver filed by defendants Ninus Malan, San Diego
20 United Holdings Group, LLC, Flip Management, LLC, California Cannabis Group, Balboa Ave
21 Cooperative, and Devilish Delights, Inc. A true and correct copy of said Notice of Appeal is
22 attached hereto as Exhibit 1 and, by this reference, made a part hereof.

23 3. On or about November 2, 2018, I filed a Notice of Cross-Appeal relative to said
24 September 26, 2018 Order appointing Receiver. A true and correct copy of said Notice of Cross-
25 Appeal is attached hereto as Exhibit 2 and, by this reference, made a part hereof.
26

1 I declare under penalty of perjury under the laws of the State of California that the
2 foregoing is true and correct and that this declaration was executed at San Diego County,
3 California, this 17 day of November 2018.
4

5 
6 Charles F. Gorla

7 **POINTS AND AUTHORITIES**
8

9 **1. INTRODUCTION**

10 The court's re-appointment of the receiver at the ex parte hearing on August 20,
11 2018, has had dire consequences for the cannabis manufacturing and production facility at
12 9212 Mira Este, San Diego, California ("Mira Este Facility" or "Facility"). As made clear
13 by the Receiver's Amended Second Report, the Facility has operated at a substantial loss
14 since at least July 2018. **It will continue to do so because the Facility has been unable to**
15 **license or subcontract out its ample warehouse space to other manufacturers or**
16 **producers because of the very existence of the receivership at the Facility.**
17

18 Because the Facility will continue to operate at a loss due to the existence of the
19 receivership, **Plaintiff will suffer no damage whatsoever from the removal of the**
20 **receiver during the pendency of the appeal.** Therefore, the amount of the bond – which
21 must be predicated on the likely damages that will be suffered from the removal of the
22 receiver – should be minimal. Moving Defendants request that the minimal bond in the
23 amount of \$10,000 be set, because it cannot be established that plaintiff will suffer any
24 greater damages due to the removal of the receiver. **Indeed, an amount in excess of**
25
26

1 **\$10,000, given the peculiar circumstances of this case, would be nothing more than**
2 **punitive.**

3 A brief review of the pertinent background matters in this litigation, with particular
4 attention to the events happening since the appointment of the receiver on or about August
5 20, 2018, shows the following:

6
7 1. MEP acquired the property and improvements commonly described as 9212
8 Mira Este Court, San Diego, California ("Mira Este Property") in August 2016 for the
9 purchase price of approximately \$2,625,000.00. The purchase price consisted of a down
10 payment of approximately \$637,500.00, and a new loan in the approximate amount of
11 \$1,987,500.00. Chris Hakim ("Hakim"), one of the owners of MEP and the managing
12 member of MEP, **paid from his own personal funds the amount of \$420,000.00 towards**
13 **the down payment of \$637,500.00.** Plaintiff Salam Razuki and Defendant Ninus Malan
14 paid the rest of the down payment.

15
16 2. The operating agreement of MEP provided that Hakim would receive one-half
17 of the profits, and the other one half would be distributed to Malan. Plaintiff has never
18 made any claim or contention that Hakim was **not entitled** to one-half of the net profits of
19 the Mira Este Facility. When the Mira Este Property was acquired, Plaintiff did not want to
20 be part of the management or operation of Mira Este, but only wanted to share in the profits
21 that Malan was to receive pursuant to an alleged agreement that he had with Malan. The
22 Razuki-Malan agreement claimed by Razuki was in the form of an agreement creating a
23 holding company, RM Holdings, for properties and other assets owned by Malan and
24 Razuki. The RM Holdings agreement provided that Razuki was to receive three-fourths of
25

1 the one-half of any net profits received by Malan from MEP, and Malan was to receive the
2 other one-fourth of the one-half distributed to him by MEP. Hakim had no involvement with
3 RM Holdings.

4
5 3. Malan is the sole record owner of the Balboa Dispensary, subject to Plaintiff's
6 similar claim pursuant to the RM Holdings agreement. The receiver presently oversees both
7 the Balboa Dispensary and the Mira Este Facility. Hakim has never had any ownership
8 interest in the Balboa Dispensary. In that regard, the Balboa Dispensary is a completely
9 different business operation and consists of a retail facility that sells cannabis products to the
10 public. By contrast, the Mira Este Facility is a manufacturing and production facility that
11 does not sell to the public. The business model of MEP is therefore completely separate and
12 different from that of the Balboa dispensary.

13
14 4. As MEP's managing member, Hakim negotiated the management agreement
15 between MEP and SoCal. In or about May 2018, however, SoCal stopped making its
16 required payments under its management agreement with MEP. As a result of that as well
17 as other defaults and breaches, SoCal was terminated in July 2018.

18
19 5. In early August 2018 (before the receivership was put in place at the Facility),
20 Hakim on behalf of MEP and Jerry Baca ("Baca") on behalf of Synergy Management
21 Partners, LLC ("Synergy") agreed to a management agreement whereby Synergy would
22 manage the Facility. Almost immediately, and in sharp contrast to SoCal, Synergy opened
23 the Facility and contracted with a sub licensee, Edipure, for its use of the Facility. As soon
24 as the sub license agreement with Edipure was made, Edipure invested between \$50,000 and
25 \$100,000 in equipping its space at the Mira Este Facility. Under its sub license agreement,
26

1 Edipure is paying \$30,000 per month or 10% of its revenues, whichever is greater for its use
2 of the Facility. Since it had initial sales or "pre-orders" of \$200,000, Edipure is obligated to
3 pay the sum of \$30,000 for its first month of occupancy. Also, the license agreement
4 entitles Edipure to occupy approximately 4000 square feet of space at the Mira Este Facility.
5 It also specifies that the Facility will provide security, staffing, testing, and other overhead.
6 **The license agreement with Edipure was entered into before the current appointment**
7 **of the receiver was made on or about August 20, 2018.**

9 6. Over the years, both Baca and Hakim have developed a number of contacts
10 among producers and manufacturers in the cannabis industry. In addition to Edipure, they
11 also had a number of other contacts who communicated a strong interest in locating their
12 production and manufacturing activities at the Mira Este Facility. Many of these producers
13 and manufacturers were very close to reaching an agreement for a sub license agreement
14 with MEP similar to Edipure's sub license agreement before the receiver was appointed on
15 August 20, 2018. **As a result of the appointment of the receiver on August 20, 2018, not**
16 **one of these producers and manufacturers with whom Baca and Hakim were**
17 **negotiating continued negotiations.**

19 7. Because there is only one sub licensee at the Mira Este Property, Edipure, the
20 operation of the Facility cannot be sustained for very long. The debt service and overhead
21 of the Mira Este Facility cannot be maintained if the receiver remains in place, since no sub
22 licensees will commit to locating at the Facility with a receiver involved in any way. Debt
23 service on the loans encumbering the Mira Este property are approximately \$25,000 per
24 month. There is also additional and extensive overhead for the Mira Este Property beyond
25
26
27

1 debt service. Overhead expenses include staffing, security, and services that are required to
2 be provided to sub licensees regardless of the number of sub licensees at the Facility.

3 If the receiver is left in place during the pendency of this action, all indications
4 suggest that the facility will continue to operate at a loss. Therefore, the removal of the
5 receiver will not result in any damage or loss of profits to plaintiff even if plaintiff is able to
6 prevail on his claim. Since the court is obliged to fix the amount of the bond based on the
7 probable damage to be suffered if the receiver is removed, the amount of the bond in this
8 case should be minimal. There simply will be no probable damage suffered by plaintiff if
9 the receiver is removed, since the facility is operating at a substantial loss at this time while
10 the receiver is in place.
11

12 **2. SINCE THE MIRA ESTE FACILITY HAS BEEN LOSING**
13 **SUBSTANTIAL MONIES UNDER THE RECEIVERSHIP AND PLAINTIFF WILL NOT**
14 **BE PREJUDICED OR DAMAGED BY HAVING THE RECEIVER REMOVED, THE**
15 **COURT SHOULD REQUIRE ONLY THE MINIMUM BOND AMOUNT OF \$10,000;**
16 **THE COURT SHOULD ALSO FOCUS ONLY ON THE MIRA ESTE FACILITY IN**
17 **SETTING THE BOND AND NOT CONSIDER THE BALBOA FACILITY, SINCE**
18 **THERE ARE DIFFERENT OWNERS AND DIFFERENT BUSINESSES INVOLVED IN**
19 **THE TWO LOCATIONS.**

20 Under Code of Civil Procedure section 917.5, the court is empowered to set the amount
21 of bond on appeal of an order appointing a receiver. The fixing of the amount of the bond may be
22 undertaken on ex parte application. (See, e.g., McClintock v. Powley, 210 Cal. 333, 337: "An
23 order fixing the amount of a stay bond may be made *ex parte*.").

24 Significantly, where a receiver is appointed over more than one property or more than
25 one business, and where there are multiple defendants appealing from the order, the court should
26 set bond amounts for each appealing party. Stated otherwise, where two defendants file separate
27

1 notices of appeal from an order appointing a receiver, and only one of said defendants files a stay
2 bond, said bond does not stay the order appointing the receiver and suspend his powers in so far
3 as the property of the other defendant is concerned. This particular point was addressed by the
4 Fourth District Court of Appeal in Highland Sec. Co. v. Superior Court of Orange County, 119
5 Cal. App. 107, 111-112. In that case, as in the present case, there were two separate businesses
6 run by two separate defendants, all of which were in the hands of a receiver. As in this case, both
7 defendants appealed the order appointing the receiver but only one of said defendants filed a stay
8 bond. The court discussed whether or not the receiver's powers over one business was stayed by
9 the other business posting a bond, as follows:
10

11 "The first question presenting itself is whether or not the *supersedeas* bond of the
12 People's Finance and Thrift Company stayed the order appointing the receiver and
13 suspended his powers in so far as the property of the Highland Securities Company was
14 concerned. This company having failed to file any bond on appeal, the following
15 authorities require us to answer this question in the negative: *Zane v. de Onativia*, 135
16 Cal. 440 [67 P. 685]; *Halsted v. First Sav. Bank*, 173 Cal. 605 [160 P. 1075]; *Bolles v.*
17 *Hilton & Paley*, 101 Cal. App. 92 [281 P. 73]. As we have remarked before, we cannot
18 determine what portion, if any, of the assets in the hands of the receiver belonged to the
19 Highland Securities Company and what portion belonged to the People's Finance and
20 Thrift Company. Even though we should agree with the contention of the People's
21 Finance and Thrift Company that their stay bond on appeal suspended the jurisdiction of
22 the court over the receivership proceedings against this corporation, we would be unable
23 to determine what portion of the assets formerly held by the receiver belonged to this
24 corporation to be returned, and what portion, if any, belonged to the Highland Securities
25 Company to be retained by the receiver."
26

27 In the present case, Moving Defendants are appealing from the order in so far as it
established the receivership over the Mira Este Facility. Once Moving Defendants post the stay
bond, then the jurisdiction of the court over the receivership proceedings *against Moving*
Defendants is stayed. Since the Mira Este Facility is a separate business with separate
ownership from that of the Balboa Dispensary, and since the Mira Este Facility is owned

1 exclusively by Moving Defendant Mira Este Properties LLC, the bond amount should be fixed
2 only with reference to the Mira Este Facility. Whether or not a bond is posted relative to the
3 Balboa Dispensary should not be considered by the court in fixing the bond for the Mira Este
4 Facility. As such, the court should only direct its attention to the profitability (or lack thereof) of
5 the Mira Este Facility in setting the amount of the bond that Moving Defendants need to post in
6 order to stay the receivership at the Mira Este Facility.
7

8 **CONCLUSION**

9 For all of the foregoing reasons, it is requested that the Court grant Moving Defendants'
10 ex parte application to fix the minimum bond amount on appeal of the order appointing the
11 receiver for the Mira Este Facility. Plaintiff will not suffer any damages by the removal of the
12 Receiver, since no profits are being generated at this point in time and none are foreseeable so
13 long as the receiver remains in place.
14

15
16 Respectfully submitted,

17 **GORIA, WEBER & JARVIS**

18
19 Dated: 11/17/18

20 By: 

21 Charles F. Goria
22 Attorneys for Moving Defendants
23
24
25
26
27

EXHIBIT 1

ATTORNEY OR PARTY WITHOUT ATTORNEY: NAME: Daniel Watts SBN 277861 Steven Blake SBN 235502 FIRM NAME: Galuppo & Blake STREET ADDRESS: 2782 Gateway Rd. Suite 102 CITY: Carlsbad STATE: CA ZIP CODE: 92009 TELEPHONE NO.: 760-431-4575 FAX NO.: 760-431-4579 EMAIL ADDRESS: dwatts@galuppolaw.com ATTORNEY FOR (name): Appellants Ninus Malan, et al.	FOR COURT USE ONLY
SUPERIOR COURT OF CALIFORNIA, COUNTY OF SAN DIEGO STREET ADDRESS: 330 W Broadway MAILING ADDRESS: 330 W Broadway CITY AND ZIP CODE: San Diego 92101 BRANCH NAME: Central	
PLAINTIFF/PETITIONER: Sajam Razuki DEFENDANT/RESPONDENT: Ninus Malan	
<input checked="" type="checkbox"/> NOTICE OF APPEAL <input type="checkbox"/> CROSS-APPEAL (UNLIMITED CIVIL CASE)	CASE NUMBER: 37-2018-00034229-CU-BC-CTL

Notice: Please read *Information on Appeal Procedures for Unlimited Civil Cases* (Judicial Council Form APP-001) before completing this form. This form must be filed in the superior court, not in the Court of Appeal. A copy of this form must also be served on the other party or parties to this appeal. You may use an applicable Judicial Council form (such as APP-009 or APP-009E) for the proof of service. When this document has been completed and a copy served, the original may then be filed with the court with proof of service.

1. NOTICE IS HEREBY GIVEN that (name): Ninus Malan, et al. (See Exhibit A for full list of appealing parties) appeals from the following judgment or order in this case, which was entered on (date): September 26, 2018

- Judgment after jury trial
- Judgment after court trial
- Default judgment
- Judgment after an order granting a summary judgment motion
- Judgment of dismissal under Code of Civil Procedure, §§ 581d, 583.250, 583.350, or 583.430
- Judgment of dismissal after an order sustaining a demurrer
- An order after judgment under Code of Civil Procedure, § 904.1(a)(2)
- An order or judgment under Code of Civil Procedure, § 904.1(a)(3)-(13)
- Other (describe and specify code section that authorizes this appeal):

2. For cross-appeals only:
- a. Date notice of appeal was filed in original appeal:
 - b. Date superior court clerk mailed notice of original appeal:
 - c. Court of Appeal case number (if known):

Date: October 30, 2018

Daniel Watts
 (TYPE OR PRINT NAME)


 (SIGNATURE OF PARTY OR ATTORNEY)

1 Steven W. Blake, Esq., SBN 235502
Andrew W. Hall, Esq., SBN 257547
2 Daniel Watts, Esq. SBN 277861
GALUPPO & BLAKE
3 A Professional Law Corporation
2792 Gateway Road, Suite 102
4 Carlsbad, California 92009
Phone: (760) 431-4575
5 Fax: (760) 431-4579

6 Gina M. Austin (SBN 246833)
E-mail: gaustin@austinlegalgroup.com
7 Tamara M. Leetham (SBN 234419)
E-mail: tamara@austinlegalgroup.com
8 AUSTIN LEGAL GROUP, APC
3990 Old Town Ave, Ste A-112
9 San Diego, CA 92110
Phone: (619) 924-9600
10 Facsimile: (619) 881-0045

11 Attorneys for Defendants
12

13 SUPERIOR COURT OF CALIFORNIA, COUNTY OF SAN DIEGO

14 CENTRAL DIVISION

15 SALAM RAZUKI, an individual,
16 Plaintiff,
17 vs.

18 NINUS MALAN, an individual; MONARCH
19 MANAGEMENT CONSULTING, INC., a
California corporation; SAN DIEGO UNITED
20 HOLDING GROUP, LLC, a California limited
liability company; MIRA ESTE
21 PROPERTIES, LLC, a California limited
liability company; ROSELLE PROPERTIES,
22 LLC, a California limited liability company;
23 and DOES 1-100, inclusive,
24 Defendants.
25

Case No.: 37-2018-00034229-CU-BC-CTL

Assigned: Hon. Judge Sturgeon
Dept.: C-67

Exhibit A to Notice of Appeal

List of Appealing Parties

1
2
3
4
5
6
7
8
9
10
11
12
13
14
15
16
17
18
19
20
21
22
23
24
25

List of Appealing Parties

1. Ninus Malan
2. San Diego United Holdings Group, LLC
3. Flip Management, LLC
4. California Cannabis Group
5. Balboa Ave Cooperative
6. Devilish Delights, Inc.

List of Appealing Parties

EXHIBIT 2

ATTORNEY OR PARTY WITHOUT ATTORNEY: NAME: Charles F. Gorla, Esq. FIRM NAME: Gorla, Weber & Jarvis STREET ADDRESS: 1011 Camino del Rio South, Suite 210 CITY: San Diego TELEPHONE NO.: 619-692-3555 E-MAIL ADDRESS: chasgorla@gmail.com ATTORNEY FOR (name): Defs. Chris Hakim, Roselle Properties LLC, Mira Este Properties LLC	STATE BAR NO.: SBN68944 STATE: CA ZIP CODE: 92108 FAX NO.: 619-296-5508	FOR COURT USE ONLY
SUPERIOR COURT OF CALIFORNIA, COUNTY OF San Diego STREET ADDRESS: 330 W. Broadway MAILING ADDRESS: 330 W. Broadway CITY AND ZIP CODE: San Diego, CA 92101 BRANCH NAME: Central Division (Hall of Justice)		
PLAINTIFF/PETITIONER: SALAM RAZUKI DEFENDANT/RESPONDENT: NINUS MALAN ET AL.		
<input type="checkbox"/> NOTICE OF APPEAL <input checked="" type="checkbox"/> CROSS-APPEAL (UNLIMITED CIVIL CASE)		CASE NUMBER: 37-2018-00034229-CU-BC-CTL

Notice: Please read *Information on Appeal Procedures for Unlimited Civil Cases* (Judicial Council form APP-001) before completing this form. This form must be filed in the superior court, not in the Court of Appeal. A copy of this form must also be served on the other party or parties to this appeal. You may use an applicable Judicial Council form (such as APP-009 or APP-009E) for the proof of service. When this document has been completed and a copy served, the original may then be filed with the court with proof of service.

1. NOTICE IS HEREBY GIVEN that (name): Chris Hakim, Roselle Properties LLC, Mira Este Properties LLC appeals from the following judgment or order in this case, which was entered on (date): September 28, 2018
- Judgment after jury trial
 - Judgment after court trial
 - Default judgment
 - Judgment after an order granting a summary judgment motion
 - Judgment of dismissal under Code of Civil Procedure, §§ 581d, 583.250, 583.360, or 583.430
 - Judgment of dismissal after an order sustaining a demurrer
 - An order after judgment under Code of Civil Procedure, § 904.1(a)(2)
 - An order or judgment under Code of Civil Procedure, § 904.1(a)(3)-(13)
 - Other. (describe and specify code section that authorizes this appeal):

2. For cross-appeals only:
- a. Date notice of appeal was filed in original appeal: October 30, 2018
 - b. Date superior court clerk mailed notice of original appeal:
 - c. Court of Appeal case number (if known):

Date: November 2, 2018

Charles F. Gorla _____
(TYPE OR PRINT NAME) 
(SIGNATURE OF PARTY OR ATTORNEY)

For your protection and privacy, please press the Clear This Form button after you have printed the form.

1 Charles F. Gorla, Esq. (SBN68944)
2 GORLA, WEBER & JARVIS
3 1011 Camino del Rio South, Suite 210
4 San Diego, CA 92108
5 Tel.: (619) 692-3555
6 Fax: (619) 296-5508

7 Attorneys for Defendants
8 Chris Hakim, Mira Este Properties, LLC
9 Monarch Management Consulting, Inc.
10 Roselle Properties, LLC

11 **SUPERIOR COURT OF THE STATE OF CALIFORNIA**
12 **COUNTY OF SAN DIEGO, CENTRAL DIVISION**

13 SALAM RAZUKI, an individual)
14 Plaintiff,)

15 vs)

16 NINUS MALAN, an individual; CHRIS)
17 HAKIM, an individual; MONARCH)
18 MANAGEMENT CONSULTING, INC.,)
19 California corporation; SAN DIEGO)
20 UNITED HOLDINGS GROUP, LLC, a)
21 California limited liability company; FLIP)
22 MANAGEMENT, LLC, a California limited)
23 liability company; MIRA ESTE)
24 PROPERTIES LLC, a California limited)
25 liability company; ROSELLE PROPERTIES,)
26 LLC, a California limited liability company;)
27 BALBOA AVE COOPERATIVE, a)
California nonprofit mutual benefit)
corporation; CALIFORNIA CANNABIS)
GROUP, a California nonprofit mutual)
benefit corporation; DEVILISH DELIGHTS,)
INC. a California nonprofit mutual benefit)
corporation; and DOES 1-100, inclusive;)
Defendants.)

Case No.: 37-2018-00034229-CU-BC-CTL

(Unlimited Civil Action)

PROOF OF SERVICE

Dept.: C-67

I/C Judge: Hon. Eddie C. Sturgeon

Complaint Filed: July 10, 2018

Trial Date: Not Set

IMAGED FILE

I, Charles F. Gorla, declare that: I am, and was at the time of service of the papers herein

1 referred to, over the age of eighteen years, not a party to this action, and am employed in the County
2 of San Diego, California, in which County the within mentioned mailing occurred. My business
3 address is 1011 Camino del Rio South, Suite 210, San Diego, California 92108.

4 I served the following document(s):

- 5 • Notice of Motion for Order Setting Appeal Bond on Appeal of Order Appointing Receiver;
6 Declaration of Charles F. Gorla; Points and Authorities;
- 7 • Declaration of Chris Hakim in Support of Motion for Order Setting Bond on Appeal of
8 Order Appointing Receiver;

9 on the following addressees:

10 Steven A. Elia, Esq. (steve@elialaw.com) 11 Maura Griffin, Esq. (maura@elialaw.com) 12 James Joseph, Esq. (james@elialaw.com) 13 Law Offices of Steven Elia 2221 Camino del Rio S., #207 14 San Diego, CA 92108 15 Tel. (619) 444-2244 16 Fax (619) 440-2233 17 Attorneys for Plaintiff	18 Robert Fuller, Esq. (rfullerAnelsonhardiman.com) 19 Salvatore J. Zimmitt, Esq. (szimmitt@nelsonhardiman.com) 20 Nelson Hardiman LLP 11835 West Olympic Blvd., Suite 900 21 Los Angeles, CA 90064 22 Tel. (310) 203-2807 23 Fax (310) 203-2727 24 Attorneys for SoCal Building Ventures LLC
14 Gina M. Austin, Esq. (gaustin@austinlegalgroup.com) 15 Tamara M. Leetham, Esq. (tamara@austinlegalgroup.com) 16 Austin legal Group 3990 Old Town Avenue, Suite A-112 17 San Diego, CA 92110 18 Tel. (619) 924-9600 19 Fax. (619) 881-0045 20 Attorneys for Defendants Ninus Malan et al.	21 Richardson C. Griswold, Esq. (rgriswold@griswoldlawsandiego.com) 22 Griswold Law 444 S. Cedros Avenue, Suite 250 23 Solana Beach, CA 92075 24 Tel. (858) 481-1300 25 Fax. (888) 624-9177 26 Attorney for Receiver Michael Essary
19 Daniel Watts, Esq. 20 dwatts@galuppolaw.com 21 Lou Galuppo, Esq. 22 lgaluppo@galuppolaw.com 23 Galuppo & Blake 2792 Gateway Road, Suite 102 24 Carlsbad, CA 92009 25 Tel.No. 760-431-4575 26 Fax No. 760-431-4579 27 Attorneys for Defendants Ninus Malan et al.	

25 **XX (VIA ELECTRONIC FILING SERVICE)** Complying with Code of Civil
26 Procedure section 1010.6, my electronic business address is chasgoria@gmail.com and I caused such
27 document(s) to be electronically served through the e-service system of One Legal for the above

1 entitled case to those parties on the Service List maintained on its website for this case on November
2 17, 2018. The file transmission was reported as complete and a copy of the Filing/Service Receipt
3 will be maintained with the original document(s) in our office.

4 **(BY MAIL)** by placing a copy thereof in a separate envelope for each said addressee,
5 addressed to each such addressee at the address indicated above. I then sealed each envelope, and
6 with the postage thereon fully prepaid, deposited each in the United States Mail at San Diego
7 County, California, on

8 I declare under penalty of perjury that the foregoing is true and correct. Executed on
9 November 17, 2018 at San Diego County, California.

10
11
12
13
14
15
16
17
18
19
20
21
22
23
24
25
26
27


CHARLES F. GORIA

1 Richardson C. Griswold, Esq. (CA Bar No. 246837)
2 GRISWOLD LAW, APC
3 444 S. Cedros Avenue, Suite 250
4 Solana Beach, California 92075
5 Phone: (858) 481-1300
6 Fax: (888) 624-9177

7 Attorney For
8 **Court-Appointed Receiver Michael Essary**

9 SUPERIOR COURT OF CALIFORNIA
10 FOR THE COUNTY OF SAN DIEGO

11 SALAM RAZUKI, an individual,
12 Plaintiff,

13 v.

14 NINUS MALAN, an individual; CHRIS
15 HAKIM, an individual; MONARCH
16 MANAGEMENT CONSULTING, INC. a
17 California corporation; SAN DIEGO UNITED
18 HOLDING GROUP, LLC, a California limited
19 liability company; FLIP MANAGEMENT,
20 LLC, a California limited liability company;
21 MIRA ESTE PROPERTIES, LLC, a California
22 limited liability company; ROSELLE
23 PROPERTIES, LLC, , a California limited
24 liability company; BALBOA AVE
25 COOPERATIVE, a California nonprofit mutual
26 benefit corporation; CALIFORNIA CANNABIS
27 GROUP, a California nonprofit mutual benefit
28 corporation; DEVILISH DELIGHTS, INC., a
California nonprofit mutual benefit corporation;
and DOES 1-100, inclusive,

Defendants.

CASE NO.: 37-2018-00034229-CU-BC-CTL

**RECEIVER MICHAEL ESSARY'S
SUPPLEMENTAL DECLARATION TO HIS
SECOND RECEIVER'S REPORT**

Judge: Hon. Eddie C. Sturgeon
Dept: C-67
Date: November 30, 2018
Time: 1:00 p.m.

SUPPLEMENTAL DECLARATION TO SECOND RECEIVER'S REPORT

1. I, Michael Essary, was appointed as the Receiver in the above-entitled matter by this Court on August 20, 2018. This declaration shall supplement my Second Receiver's Report, which

1 was filed on or around November 13, 2018 with the Court.

2 2. The purpose of this supplemental declaration is to alert the Court that I was notified
3 during the afternoon of November 27, 2018 that Far West Management has closed the Balboa Ave
4 Dispensary. I received no advanced notice of the closure. The decision to close was not brought to
5 my attention before the closure occurred. In fact, within the minutes and hours before receiving
6 notice of the closure, I had received and approved operational invoices and payments submitted by
7 Far West and Mr. Henkus via email. Notice of the closure (after it took place) came in the form of
8 emails sent by attorney Gina Austin and accountant Justus Henkus. Attached hereto as **Exhibit A** is
9 a true and correct copy of the November 27, 2018 email from Ms. Austin received at 2:50 p.m.
10 Attached hereto as **Exhibit B** is a true and correct copy of the November 27, 2018 email from Mr.
11 Henkus received at 2:53 p.m.

12 3. It is important to note that earlier on the same day (November 27, 2018), I notified Far
13 West and counsel for Ninus Malan that I intended to visit the Balboa Ave Dispensary, along with Mr.
14 Brinig's staff accountant, this week to conduct an on-site cash and operations/procedure audit.
15 Attached hereto as **Exhibit C** is a true and correct copy of my November 27, 2018 email sent at 9:38
16 a.m.

17 4. As this Court is aware, per the direction of the Court I have been allowing Defendant
18 Ninus Malan and his preferred vendors and consultants (i.e. Far West, accountant Justus Henkus) to
19 operate the Balboa Ave Dispensary. My role has been supervisory. I review and approve invoices
20 and payments, as well as maintain communication and compliance with all state and local agencies.
21 However, the daily operations are primarily handled by Defendant's team.

22 ///

23

24 ///

25

26 ///

27


28

1
2
3
4
5
6
7
8
9
10
11
12
13
14
15
16
17
18
19
20
21
22
23
24
25
26
27
28

5. At this time, I recommend the Court authorize me to immediately select and hire a new management company and new bookkeeper/accountant for the Balboa Ave Dispensary. First, I believe it is necessary based on Far West's refusal to continue acting as the management company (See Exhibits A & B). Second, it is my opinion that the performance of Far West and Mr. Henkus is substandard.

Dated: November 28, 2018

Respectfully Submitted,



Michael Essary
Court Appointed Receiver

Exhibit A



Richardson Griswold <rgriswold@griswoldlawsandiego.com>

FW: Non-performance

Austin, Gina <gaustin@austinlegalgroup.com> Tue, Nov 27, 2018 at 2:50 PM
To: "Richardson Griswold (rgriswold@griswoldlawsandiego.com)" <rgriswold@griswoldlawsandiego.com>, "Mike (calsur@aol.com)" <calsur@aol.com>
Cc: "Leetham, Tamara" <tamara@austinlegalgroup.com>, Matthew Dart <matt@dartlawfirm.com>

Red,

We just received this email from GSG. I called Adam to confirm what it meant and he replied that they have closed the doors effective immediately. I assume Mike has another set of keys. Let me know where you want GSG to send the keys that they have.

Gina

-----Original Message-----

From: Adam Knopf [mailto:adamearth73@gmail.com]

Sent: Tuesday, November 27, 2018 2:31 PM

To: Ninus Malan; Austin, Gina; Leetham, Tamara; Matthew Dart; Heidi Rising; Judd Henkes IV

Subject: Non-performance

Ninus,

We are emailing you today to let you know that we are unfortunately unable to carry on over at Balboa without the inventory to support the operation.

As far as money owed we will still have to follow up with a final invoice

But as of now here are some rough #s owed to Far West Management

75k Management fee

50k in product owed to vendors

10k in payroll

Hopefully there is a better outcome and Fridays court hearing that frees up some money of some sort

--

Regards,

Adam Knopf

Exhibit B



Richardson Griswold <rgriswold@griswoldlawsandiego.com>

Fwd: Balboa City Tax Due

Judd Henkes IV <juddthetaxman@gmail.com>

Tue, Nov 27, 2018 at 2:53 PM

To: calsur@aol.com

Cc: Matthew Dart <matt@dartlawfirm.com>, ninusmalan@yahoo.com, Richardson Griswold <rgriswold@griswoldlawsandiego.com>, "Marilyn P. Weber" <mpw@btzforensics.com>, Adam Knopf <adamearth73@gmail.com>

Mike,

We are closing Balboa at about 2:30 today. The business is not viable given the hefty bills that are unpaid and are inability to stock the shelves with product.

We will be doing final cash counts, inventory counts, etc. at closing. I will still be assisting as a CPA but Far West as a management company will not be operating Balboa after today.

Please let me know if you have any questions.

Regards,

Justus H Henkes IV, Inc.
Justus "Judd" Henkes IV, CPA
7734 Herschel Ave., Ste L
La Jolla, CA 92037
Direct: 619-384-8875
FAX: 888-327-3522
juddthetaxman@gmail.com

[Quoted text hidden]

[Quoted text hidden]

<Cannabis Business Tax - City of San Diego Oct.pdf>

Exhibit C



Richardson Griswold <rgriswold@griswoldlawsandiego.com>

Re: Spreadsheet through 11/25

calsur@aol.com <calsur@aol.com>

Tue, Nov 27, 2018 at 9:38 AM

To: heidi@goldenstategreens.com, mpw@btzforensics.com, NinusMalan@yahoo.com, adamearth73@gmail.com, juddthetaxman@gmail.com, gaustin@austinlegalgroup.com

Cc: rgriswold@griswoldlawsandiego.com, brian@btzforensics.com

Thank you Heidi.

Wanted to give you notice that as part of the Brinig audit Marilyn and I will be visiting the Treehouse this week for an on-site cash and procedure audit.

Normal practice for these types of audits is that they are not scheduled, but we wanted to narrow the time frame for your schedule so we will be at the Treehouse this week on either Wednesday - Thursday - or Friday at opening: 7:00am. I know it's a bit inconvenient, but if you or someone with complete access and control could be there at 7:00am those 3 days we will show up on one of them and conduct our audit. Below is a list of the items we will be looking at:

- * Paid Invoices
- * Pending Invoices
- * Daily cash sheets
- * POS daily transaction reports
- * ATM machine transaction receipts
- * Access to cash in vault, drawers and ATM to count cash
- * Inventory control sheets

Our goal is to accomplish this audit quickly and with as little interruption to your business as possible. Please let us know if you have any questions?

Thank you

Mike

In a message dated 11/26/2018 5:36:25 PM Pacific Standard Time, heidi@goldenstategreens.com writes:

Good evening! Please see attached spreadsheet. Please note were we closed on Thanksgiving so there will not be an entry for that day. Have a great evening.

1 PROOF OF SERVICE

2 *Salam Razuki v. Ninus Malan, et al.*

3 *San Diego County Superior Court Case No. 37-2018-00034229-CU-BC-CTL*

4 I am employed in the County of San Diego, State of California. I am over the age of 18 and
5 am not a party to the within action. I am employed by Griswold Law, APC and my business address
is 444 S. Cedros Avenue, Suite 250, Solana Beach, California 92075.

6 On *November 28, 2018*, I served the documents described as **RECEIVER MICHAEL**
7 **ESSARY'S SUPPLEMENTAL DECLARATION TO HIS SECOND RECEIVER'S REPORT**
on each interested party, as follows:

8 **SEE ATTACHED SERVICE LIST**

9
10 **(VIA MAIL)** I placed a true and correct copy(ies) of the foregoing document in a sealed
11 envelope(s) addressed to each interested party as set forth above. I caused each such envelope, with
12 postage thereon fully prepaid, to be deposited with the United States Postal Service. I am readily
13 familiar with the firm's practice for collection and processing of correspondence for mailing with the
14 United States Postal Service. Under that practice, the correspondence would be deposited with the
United States Postal Service on that same day with postage thereon fully prepaid in the ordinary
course of business.

15 **(VIA OVERNIGHT DELIVERY)** I enclosed the documents in an envelope or package provided
16 by an overnight delivery carrier and addressed to each interested party. I placed the envelope or
17 package for collection and overnight delivery in the overnight delivery carrier depository at Solana
Beach, California to ensure next day delivery.

18 **(VIA ELECTRONIC MAIL)** I caused true and correct copy(ies) of the foregoing document(s)
19 to be transmitted via **One Legal e-service** to each interested party at the electronic service addresses
listed on the attached service list.

20 **(BY FACSIMILE)** I transmitted a true and correct copy(ies) of the foregoing documents via
21 facsimile.

22 I declare under penalty of perjury under the laws of the State of California that the foregoing
is true and correct. Executed on *November 28, 2018*, in Solana Beach, California.

23 

24

Katie Westendorf

1
2
3
4
5
6
7
8
9
10
11
12
13
14
15
16
17
18
19
20
21
22
23
24
25
26
27
28

SERVICE LIST

Counsel for Plaintiff Salam Razuki

Steven A. Elia, Esq.
Maura Griffin, Esq.
LAW OFFICES OF STEVEN A. ELIA, APC
2221 Camino Del Rio South, Suite 207
San Diego, CA 92108
Email: steve@elialaw.com; MG@mauragriffinlaw.com

Counsel for Defendant Ninus Malan

Steven Blake, Esq.
Daniel Watts, Esq.
GALUPPO & BLAKE, APLC
2792 Gateway Road, Suite 102
Carlsbad, CA 92009
Email: sblake@galuppolaw.com; dwatts@galuppolaw.com

Gina M. Austin, Esq.
Tamara M. Leetham, Esq.
AUSTIN LEGAL GROUP, APC
3990 Old Town Avenue, Suite A-112
San Diego, CA 92110
Email: gaustin@austinlegalgroup.com; tamara@austinlegalgroup.com

Counsel for Defendant Chris Hakim

Charles F. Gorla, Esq.
GORIA, WEBER & JARVIS
1011 Camino del Rio South, #210
San Diego, CA 92108
Email: chasgoria@gmail.com

Counsel for SoCal Building Ventures, LLC

Robert Fuller, Esq.
Salvatore Zimmitti, Esq.
NELSON HARDIMAN LLP
1100 Glendon Avenue, Suite 1400
Los Angeles, CA 90024
Email: rfuller@nelsonhardiman.com; szimmitti@nelsonhardiman.com

ATTORNEY OR PARTY WITHOUT ATTORNEY NAME: Daniel Watts SBN 277861 Steven Blake SBN 235502 FIRM NAME: Galuppo & Blake STREET ADDRESS: 2792 Gateway Rd. Suite 102 CITY: Carlsbad STATE: CA ZIP CODE: 92009 TELEPHONE NO.: 760-431-4575 FAX NO.: 760-431-4579 E-MAIL ADDRESS: dwatts@galuppolaw.com ATTORNEY FOR (name): Defendants/Appellants Ninus Malan, et. al.	<p style="text-align: center;">FILED Clerk of the Superior Court</p> <p style="text-align: center;">NOV 28 2018</p> <p style="text-align: center;">By: G. Hohman, Deputy</p>
SUPERIOR COURT OF CALIFORNIA, COUNTY OF SAN DIEGO STREET ADDRESS: 330 W. Broadway MAILING ADDRESS: 330 W. Broadway CITY AND ZIP CODE: San Diego BRANCH NAME: Central	
PLAINTIFF/PETITIONER: Salam Razuki DEFENDANT/RESPONDENT: Ninus Malan	
APPELLANT'S NOTICE DESIGNATING RECORD ON APPEAL (UNLIMITED CIVIL CASE)	SUPERIOR COURT CASE NUMBER: 37-2018-00034229-CU-BC-CTL
RE: Appeal filed on (date): 10/30/2018	COURT OF APPEAL CASE NUMBER (if known):
Notice: Please read form APP-001 before completing this form. This form must be filed in the superior court, not in the Court of Appeal.	

1. RECORD OF THE DOCUMENTS FILED IN THE SUPERIOR COURT

I elect to use the following method of providing the Court of Appeal with a record of the documents filed in the superior court (check a, b, c, or d, and fill in any required information):

- a. A clerk's transcript under rule 8.122. (You must check (1) or (2) and fill out the clerk's transcript section on page 2 of this form.)
- (1) I will pay the superior court clerk for this transcript myself when I receive the clerk's estimate of the costs of this transcript. I understand that if I do not pay for this transcript, it will not be prepared and provided to the Court of Appeal.
- (2) I request that the clerk's transcript be provided to me at no cost because I cannot afford to pay this cost. I have submitted the following document with this notice designating the record (check (a) or (b)):
- (a) An order granting a waiver of court fees and costs under rule 3.50 et seq.; or
- (b) An application for a waiver of court fees and costs under rule 3.50 et seq. (Use Request to Waive Court Fees form FW-001) to prepare and file this application.)
- b. An appendix under rule 8.124.
- c. The original superior court file under rule 8.128. (NOTE: Local rules in the Court of Appeal, First, Third, and Fourth Appellate Districts, permit parties to stipulate to use the original superior court file instead of a clerk's transcript; you may select this option if your appeal is in one of these districts and all the parties have stipulated to use the original superior court file instead of a clerk's transcript in this case. Attach a copy of this stipulation.)
- d. An agreed statement under rule 8.134. (You must complete item 2b(2) below and attach to your agreed statement copies of all the documents that are required to be included in the clerk's transcript. These documents are listed in rule 8.134(a).)

2. RECORD OF ORAL PROCEEDINGS IN THE SUPERIOR COURT

I elect to proceed (you must check a or b below):

- a. WITHOUT a record of the oral proceedings in the superior court. I understand that without a record of the oral proceedings in the superior court, the Court of Appeal will not be able to consider what was said during those proceedings in determining whether an error was made in the superior court proceedings.

CASE NAME: Razuki v. Malan

SUPERIOR COURT CASE NUMBER:
37-2018-00034229-CU-BC-CTL

2. b. WITH the following record of the oral proceedings in the superior court (*you must check (1), (2), or (3) below*):
- (1) A reporter's transcript under rule 8.130. (*You must fill out the reporter's transcript section on page 3 of this form.*) I have (*check all that apply*):
- (a) Deposited the approximate cost of transcribing the designated proceedings with this notice as provided in rule 8.130(b)(1).
- (b) Attached a copy of a Transcript Reimbursement Fund application filed under rule 8.130(c)(1).
- (c) Attached the reporter's written waiver of a deposit for (*check either (i) or (ii)*):
- (i) all of the designated proceedings.
- (ii) part of the designated proceedings.
- (d) Attached a certified transcript under rule 8.130(b)(3)(C).
- (2) An agreed statement. (*Check and complete either (a) or (b) below.*)
- (a) I have attached an agreed statement to this notice.
- (b) All the parties have agreed in writing (stipulated) to try to agree on a statement. (*You must attach a copy of this stipulation to this notice.*) I understand that, within 40 days after I file the notice of appeal, I must file either the agreed statement or a notice indicating the parties were unable to agree on a statement and a new notice designating the record on appeal.
- (3) A settled statement under rule 8.137. (*You must check (a), (b), or (c) below.*)
- (a) The oral proceedings in the superior court were not reported by a court reporter.
- (b) The oral proceedings in the superior court were reported by a court reporter, but the appellant has an order waiving his or her court fees and is unable to pay for a reporter's transcript.
- (c) I am requesting to use a settled statement for reasons other than those listed in (a) or (b). (*You must attach the motion required under rule 8.137(b) to this form.*)
3. **RECORD OF AN ADMINISTRATIVE PROCEEDING TO BE TRANSMITTED TO THE REVIEWING COURT**
- I request that the clerk transmit to the reviewing court under rule 8.123 the record of the following administrative proceeding that was admitted into evidence, refused, or lodged in the superior court (*give the title and date or dates of the administrative proceeding*):

Title of Administrative Proceeding

Date or Dates

4. NOTICE DESIGNATING CLERK'S TRANSCRIPT

(*You must complete this section if you checked item 1a above indicating that you elect to use a clerk's transcript as the record of the documents filed in the superior court.*)

- a. **Required documents.** The clerk will automatically include the following items in the clerk's transcript, but you must provide the date each document was filed, or if that is not available, the date the document was signed.

Document Title and Description	Date of Filing
(1) Notice of appeal	
(2) Notice designating record on appeal (<i>this document</i>)	
(3) Judgment or order appealed from	
(4) Notice of entry of judgment (<i>if any</i>)	
(5) Notice of intention to move for new trial or motion to vacate the judgment, for judgment notwithstanding the verdict, or for reconsideration of an appealed order (<i>if any</i>)	
(6) Ruling on one or more of the items listed in (5)	
(7) Register of actions or docket (<i>if any</i>)	

CASE NAME: Razuki v. Malan	SUPERIOR COURT CASE NUMBER: 37-2018-00034229-CU-BC-CTL
----------------------------	---

4. NOTICE DESIGNATING CLERK'S TRANSCRIPT

b. **Additional documents.** (If you want any documents from the superior court proceeding in addition to the items listed in 4a. above to be included in the clerk's transcript, you must identify those documents here.)

I request that the clerk include the following documents from the superior court proceeding in the transcript. (You must identify each document you want included by its title and provide the date it was filed or, if that is not available, the date the document was signed.)

	Document Title and Description	Date of Filing
(8)		
(9)		
(10)		
(11)		
(12)		

Additional documents are listed on Attachment 4b beginning with number (13).

c. **Exhibits to be included in clerk's transcript**

I request that the clerk include in the transcript the following exhibits that were admitted in evidence, refused, or lodged in the superior court (for each exhibit, give the exhibit number, such as Plaintiff's #1 or Defendant's A, and a brief description of the exhibit. Indicate whether or not the court admitted the exhibit into evidence):

	Exhibit Number	Description	Admitted (Yes/No)
(1)			
(2)			
(3)			
(4)			
(5)			

Additional exhibits are listed on Attachment 4c beginning with number (6).

5. NOTICE DESIGNATING REPORTER'S TRANSCRIPT

You must complete both a and b in this section if you checked item 2b(1) above indicating that you elect to use a reporter's transcript as the record of the oral proceedings in the superior court. Please remember that you must pay for the cost of preparing the reporter's transcript.

a. I request that the reporters provide (check one):

- (1) My copy of the reporter's transcript in electronic format.
- (2) My copy of the reporter's transcript in paper format.
- (3) My copy of the reporter's transcript in electronic format and a second copy in paper format.

(Code Civ. Proc., § 271.)

CASE NAME: Razuki v. Malan	SUPERIOR COURT CASE NUMBER: 37-2018-00034229-CU-BC-CTL
----------------------------	---

5. b. **Proceedings**

I request that the following proceedings in the superior court be included in the reporter's transcript. (You must identify each proceeding you want included by its date, the department in which it took place, a description of the proceedings—for example, the examination of jurors, motions before trial, the taking of testimony, or the giving of jury instructions—and the name of the court reporter who recorded the proceedings [if known], and whether a certified transcript of the designated proceeding was previously prepared.)

Date	Department	Full/Partial Day	Description	Reporter's Name	Prev. prepared?
(1) 7/17/2018	C-66	Partial	Ex parte hearing	Darla Kmety	<input checked="" type="checkbox"/> Yes <input type="checkbox"/> No
(2) 7/31/2018	C-75	Partial	Ex parte hearing	Paula Rahn	<input checked="" type="checkbox"/> Yes <input type="checkbox"/> No
(3) 8/14/2018	C-75	Partial	Ex parte hearing	Leyla Jones	<input checked="" type="checkbox"/> Yes <input type="checkbox"/> No
(4) 8/20/2018	C-75	Partial	Ex parte hearing	Leyla Jones	<input checked="" type="checkbox"/> Yes <input type="checkbox"/> No

Additional proceedings are listed on Attachment 5b beginning with number (5).

6. **NOTICE DESIGNATING PROCEEDINGS TO BE INCLUDED IN SETTLED STATEMENT**

(You must complete this section if you checked item 2b(3) above indicating you elect to use a settled statement.) I request that the following proceedings in the superior court be included in the settled statement. (You must identify each proceeding you want included by its date, the department in which it took place, a description of the proceedings—for example, the examination of jurors, motions before trial, the taking of testimony, or the giving of jury instructions—and, if applicable, the name of the court reporter who recorded the proceedings [if known], and whether a certified transcript of the designated proceeding was previously prepared.)

Date	Department	Full/Partial Day	Description	Reporter's Name	Prev. prepared?
(1)					<input checked="" type="checkbox"/> Yes <input type="checkbox"/> No
(2)					<input checked="" type="checkbox"/> Yes <input type="checkbox"/> No
(3)					<input checked="" type="checkbox"/> Yes <input type="checkbox"/> No
(4)					<input checked="" type="checkbox"/> Yes <input type="checkbox"/> No

Additional proceedings are listed on Attachment 6 beginning with number (5).

7. a. The proceedings designated in 5b or 6 include do not include all of the testimony in the superior court.


b. If the designated proceedings DO NOT include all of the testimony, state the points that you intend to raise on appeal (rule 8.130(a)(2) provides that your appeal will be limited to these points unless, on motion, the reviewing court permits otherwise).

Points are set forth: Below On Attachment 7.

Date: November 28, 2018

Daniel Watts

(TYPE OR PRINT NAME)


(SIGNATURE OF APPELLANT OR ATTORNEY)

Attachment 5(b)

Malan v. Razuki

Number	Date	Type	Reporter	Previously prepared?
5.	9/7/2018	Ex parte hearing	Leyla Jones	Yes
6.	9/27/2018	Hearing on motion for preliminary injunction	Leyla Jones	Yes

1 Steven W. Blake, Esq., SBN 235502
2 Andrew W. Hall, Esq., SBN 257547
3 Daniel Watts, Esq. SBN 277861
4 **GALUPPO & BLAKE**
5 A Professional Law Corporation
6 2792 Gateway Road, Suite 102
7 Carlsbad, California 92009
8 Phone: (760) 431-4575
9 Fax: (760) 431-4579

ELECTRONICALLY FILED
Superior Court of California,
County of San Diego
11/28/2018 at 03:58:00 PM
Clerk of the Superior Court
By Greg Hohman, Deputy Clerk

Attorneys for Defendant Ninus Malan

SUPERIOR COURT OF CALIFORNIA, COUNTY OF SAN DIEGO

CENTRAL DIVISION

10 SALAM RAZUKI, an individual,
11 Plaintiff,

12 vs.

13 NINUS MALAN, an individual; MONARCH
14 MANAGEMENT CONSULTING, INC., a
15 California corporation; SAN DIEGO
16 UNITED HOLDING GROUP, LLC, a
17 California limited liability company; MIRA
18 ESTE PROPERTIES, LLC, a California
19 limited liability company; ROSELLE
20 PROPERTIES, LLC, a California limited
21 liability company; and DOES 1-100,
22 inclusive,

Defendants.

Case No.: 37-2018-00034229-CU-BC-CTL

PROOF OF SERVICE

AND ALL RELATED CROSS-ACTIONS

23 I am employed in San Diego County. I am over the age of 18 and not a party to this
24 action. My business address is 2792 Gateway Road, Suite 102, Carlsbad, California 92009.
25
26
27

PROOF OF SERVICE

1
2
3
4
5
6
7
8
9
10
11
12
13
14
15
16
17
18
19
20
21
22
23
24
25
26
27

On **November 28, 2018**, I served the foregoing document(s) in this action described as:


APPELLANT'S NOTICE DESIGNATING RECORD ON APPEAL

addressed as follows:

SEE ATTACHED SERVICE LIST

VIA ELECTRONIC FILING SERVICE: Complying with Code of Civil Procedure section 1010.6, my electronic business address is lkoller@galuppolaw.com and I caused such document(s) to be electronically served through the e-service system for the above entitled case to those parties on the Service List maintained on its website for this case. The file transmission was reported as complete and a copy of the Filing/Service Receipt will be maintained with the original document(s) in our office.

Executed on **November 28, 2018** at Carlsbad, California



Linda M. Koller

PROOF OF SERVICE

1
2
3
4
5
6
7
8
9
10
11
12
13
14
15
16
17
18
19
20
21
22
23
24
25
26
27
28

SALAM RAZUKI v. NINUS MALAN, et al.
Superior Court of California, County of San Diego
Case No. 37-2018-00034229-CU-BC-CTL

SERVICE LIST

<p>Gina Austin Tamara M. Leetham Austin Legal Group, APC 3990 Old Town Avenue, Suite A-112 San Diego, CA 92110 gaustin@austinlegalgroup.com tamara@austinlegalgroup.lcom</p>	<p><u>Co-Counsel</u></p>
<p>Law Offices of Steven A. Elia, APC Steven A. Elia Maura Griffin James Joseph 2221 Camino Del Rio South, Suite 207 San Diego, CA 92108 Telephone: 619-444-2244 Fax: 619-440-2233 E-mail: steve@elialaw.com maura@elialaw.com james@elialaw.com</p>	<p><u>Attorney for Plaintiff</u> Salam Razuki</p>
<p>Robert E. Fuller Zachary E. Rothenberg Salvatore J. Zimmitti NELSON HARDIMAN LLP 1100 Glendon Avenue, Suite 1400 Los Angeles, CA 90024 Telephone: 310-203-2800 Fax: 310-203-2727 rfuller@nelsonhardiman.com ZRothenberg@NelsonHardiman.com szimmitti@nelsonhardiman.com</p>	<p><u>Attorneys for Plaintiffs-In-Intervention</u> SoCal Building Ventures and San Diego Building Ventures, LLC</p>
<p>Charles F. Gorla GORIA, WEBER & JARVIS 1011 Camino del Rio South, #210 San Diego, CA 92108 Telephone: 619-692-3555 chasgoria@gmail.com</p>	<p><u>Attorneys for Defendants and Cross-Complainants</u> Mira Este Properties, LLC, Monarch Management Consulting, Inc. and Chris Hakim</p>

1
2
3
4
5
6
7
8
9
10
11
12
13
14
15
16
17
18
19
20
21
22
23
24
25
26
27
28

<p>Richardson C. Griswold GRISWOLD LAW, APC 444 S. Cedros Avenue, Suite 250 Solana Beach, CA 92075 Telephone: 858-481-1300 Fax: 888-624-9177 rgriswold@griswoldlawsandiego.com</p>	<p><u>Attorneys for Court-Appointed Receiver</u> Michael Essary</p>
<p>Douglas Jaffe Law Offices of Douglas Jaffe 501 West Broadway, Suite 800 San Diego, C 92101 Telephone: 619-400-4945 Fax: 619-400-4947 douglasjaffe@aol.com</p>	<p><u>Attorneys for Cross-Defendants</u> Sunrise Property Investments, LLC, Matthew Razuki, Marvin Razuki and Sarah Razuki</p>

1 Charles F. Gorla, Esq. (SBN68944)
2 chasgoria@gmail.com
3 GORLA, WEBER & JARVIS
4 1011 Camino del Rio South, Suite 210
5 San Diego, CA 92108
6 Tel.: (619) 692-3555
7 Fax: (619) 296-5508
8 Attorneys for Defendants CHRIS HAKIM,
9 MIRA ESTE PROPERTIES, LLC, and
10 ROSELLE PROPERTIES, LLC

11
12
13
14
15
16
17
18
19
20
21
22
23
24
25
26
27

SUPERIOR COURT OF THE STATE OF CALIFORNIA
COUNTY OF SAN DIEGO, CENTRAL DIVISION

SALAM RAZUKI, an individual)	Case No.: 37-2018-00034229-CU-BC-CTL
Plaintiff)	
vs)	(Unlimited Civil Action)
NINUS MALAN, an individual; CHRIS HAKIM, an individual; MONARCH MANAGEMENT CONSULTING, INC., California corporation; SAN DIEGO UNITED HOLDINGS GROUP, LLC, a California limited liability company; FLIP MANAGEMENT, LLC, a California limited liability company; MIRA ESTE PROPERTIES LLC, a California limited liability company; ROSELLE PROPERTIES, LLC, a California limited liability company; BALBOA AVE COOPERATIVE, a California nonprofit mutual benefit corporation; CALIFORNIA CANNABIS GROUP, a California nonprofit mutual benefit corporation; DEVILISH DELIGHTS, INC. a California nonprofit mutual benefit corporation; and DOES 1-100, inclusive;)	SECOND SUPPLEMENTAL DECLARATION OF DEFENDANT CHRIS HAKIM IN SUPPORT OF EX PARTE APPLICATION TO REMOVE RECEIVER FROM MIRA ESTE FACILITY
Defendants.)	Hearing Date: November 30, 2018 Time: 1:30 PM Dept.: C-67 I/C Judge: Hon. Eddie C. Sturgeon
)	Complaint Filed: July 10, 2018 Trial Date: Not Set
)	IMAGED FILE

1 I, Chris Hakim, declare:

2 1. I am one of the defendants in the above-referenced matter, and I am over the
3 age of 18.

4 2. At all times herein mentioned, I have been and still am one of the owners of
5 Mira Este Properties LLC (MEP). At all times since MEP was formed, I have been and still
6 am the managing member of MEP.

7 3. The within ex parte application to remove the receiver from the Mira Este
8 facility at 9212 Mira Este, San Diego, California ("Mira Este Facility" or "Facility") was
9 originally scheduled for hearing on October 25, 2018. At that time, the hearing on the ex
10 parte application was continued to November 16, 2018. At the same time as this ex parte
11 application to remove the receiver from the Mira Este facility was to be heard, the court also
12 scheduled a status conference on the receivership proceedings as a whole for November 16,
13 2018. At the November 16, 2018 hearing, the court continued both hearings to November
14 30, 2018.

15 4. In connection with the status conference to be heard at the same time as this
16 ex parte proceeding, the forensic accountants appointed by the receiver, Brian Brinig and
17 Marilyn Weber, accountants for Brinig Taylor Zimmer, Inc., prepared and filed an Amended
18 Second Receiver's Report ("Second Report") detailing, among other items, contributions or
19 expenditures made by plaintiff Salam Razuki ("plaintiff"), defendant Ninus Malan
20 ("Malan"), plaintiff-in-intervention SoCal Building Ventures, LLC ("SoCal"), and myself.
21 These contributions or expenditures concerned the acquisitions, improvements, and
22 operations of certain properties including the Mira Este facility, the Roselle facility located
23
24
25
26

1 at 10685 Roselle Street, San Diego, CA 92121 (“Roselle facility”), and the properties located at
2 8863 Balboa Ave. and 8861 Balboa Ave., San Diego, CA, (“Balboa Properties”). The Second
3 Report was filed a day or two in advance of the November 16, 2018 hearing.

4 5. After the hearing was continued on Friday, November 16, 2018, and on Saturday
5 November 17, 2018, I reviewed the Second Report. I noted several omitted matters, and sent an
6 email to the accountants on November 17, 2018 advising them of three of the more significant
7 omissions. I also attached copies of two checks that represented significant contributions that
8 were not listed on the Second Report. A true and correct copy of my November 17, 2018 email,
9 including attachments but with redactions concerning my bank information, are collectively
10 attached hereto as Exhibit 1 and, by this reference, made a part hereof. The three items specified
11 in my email deal with the following transactions or expenditures:
12

13 A. The check for \$101,500 was paid from my personal funds to Mr. Malan on
14 the same day as the payment to me of my share of the proceeds from the refinance of the Mira
15 Este facility was paid. In particular, on that occasion, I was paid a total of \$518,000 and Mr.
16 Razuki was also paid \$518,000. Previously, plaintiff and Mr. Malan had paid down the second
17 trust deed on the Mira Este facility by approximately \$240,000. Also, at that time, Mr. Malan
18 and plaintiff owed me for certain other items. After crediting me with these other items, the net
19 reimbursement that I owed was therefore the sum of \$101,500 for the pay down on the second
20 trust deed at the Mira Este facility. The check for \$101,500 therefore represented my share of
21 the net pay down on the second trust deed. My payment “evened” the accounts between myself
22 on the one hand and plaintiff and Mr. Malan on the other. (As noted in the operating agreement
23 for the Mira Este facility at Section 8.8 (a copy of which is attached as Exhibit 1 to my original
24
25
26
27

1 declaration filed in support of this ex parte application on or about October 24, 2018, all
2 distributions and other payments were to be made to Mr. Malan, since plaintiff did not want to be
3 part of the formal ownership of the Mira Este facility. All parties agreed that monies would be
4 distributed first to Mr. Malan, and thereafter, Mr. Malan would pay to plaintiff the amounts due
5 him pursuant to the agreement between Mr. Malan and plaintiff. Neither I nor MEP was not to
6 be concerned with the payment from Mr. Malan to plaintiff.
7

8 B. The check for \$100,000 dated February 22, 2018 represents another pay
9 down of the second trust deed on the Mira Este facility that was not included in the Second
10 Report. This was a payment made by MEP.

11 C. The third item referenced in my November 17, 2018 email is the amount
12 of \$35,000 in building improvements for Mira Este. On or about November 7, 2018, I had
13 several schedules with backup material delivered to Brinig Taylor Zimmer, Inc. One of the
14 schedules that I delivered was a listing of expenditures for improvements to the Mira Este
15 Facility that were made by MEP, Mr. Malan, and me together with backup information
16 establishing the source of the funds used for the expenditures. A true and correct copy of that
17 schedule (without backup material) is attached hereto as Exhibit 2 and, by this reference, made a
18 part hereof. The total amount of expenditures for improvements shown on Exhibit 2 is
19 **\$288,988.31**. Even that amount does not reflect all payments made by MEP, Mr. Malan, and me
20 for improvements to the Mira Este facility. However, it does reflect payments for which backup
21 material was easily available and that was in fact provided to Mr. Brinig. (The handwritten
22 column on Exhibit 2 entitled "Tab Number" refers to the tabbed backup information for the
23 expenditures. Also, backup material for the improvements paid from the Mira Este account was
24
25
26
27

1 not included because that was provided separately.)

2 In the Second Report, and in particular, Schedule 7 (“Summary of Operating Payments
3 from Personal Accounts-Chris Hakim”), which is then referenced in Schedule 1 (“Summary of
4 Balboa Cooperative Operations and Mira Este Operation”) in the row entitled ““Operating
5 Payments from Personal Accounts-Schedule 7””, the amount listed is \$205,187.74. (Attached
6 hereto for the convenience of the Court as Exhibit 3 and, by this reference, made a part hereof, is
7 a copy of said Schedule 7 in the Second Report showing the total amount of payments from my
8 personal account as being \$205,187.74.)

9
10 Schedule 7 includes several, but not all of the payments made by me for improvements to
11 the Mira Este facility. The amounts listed on Schedule 7 show 15 payments made by me from
12 my personal account for improvements at the Mira Este Facility. The 15 payments, beginning
13 August 30, 2016, total \$139,776.24. (The balance of the additional payments on Schedule 7 are
14 for legal fees and loan payments at the Mira Este Facility). However, many of the improvements
15 to the Mira Este facility paid by me out of my personal funds are not listed on Schedule 7. These
16 payments, shown on Exhibit 2 to this declaration but not shown on Schedule 7 (Exhibit 3 to this
17 declaration), are as follows:
18

19
20 7/25/17 payment of \$14,700 to Greg’s Seal Coating

21 7/19/17 payment of \$561.40 to American Fence Corporation

22 7/7/17 payment of \$1500 to Oros Ornamental

23 7/20/17 payment of \$6933.52 to Oros Ornamental

24 10/27/17 payment of \$4683 .98 to Oros Ornamental

25 7/19/17 payment of \$1907.77 to FSI

26 6/7/18 payment of \$5500 to Juvenal Demo

1 The total of these additional payments listed on Exhibit 2 but not listed on Schedule 7 is
2 \$35,786.67. Thus, I paid \$175,562.91 out of my personal account for improvements to the Mira
3 Este Facility, not \$139,776.24 as listed on Schedule 7. This would have raised the total paid
4 from my personal account from \$205,187.74 to \$240,974.41. (Of course, the total amount of
5 expenditures for improvements at the Mira Este Facility of \$288,988.31 includes not only
6 payments from my personal account, but payments from Mr. Malan's personal account and
7 payments from the MEP account as well.)
8

9 I declare under penalty of perjury that the foregoing is true and correct except as to
10 those matters stated on information and belief and as to those matters I believe it to be true.
11 This declaration was executed on 11/29/2018, at San Diego County,
12 California.
13


14 
15 Chris Hakim
16
17
18
19
20
21
22
23
24
25
26
27

EXHIBIT 1

Hakim Financials - Update

Chris Hakim <symbolicrealestate@gmail.com>

Sat, Nov 17, 2018 at 6:57 AM

To: BPB@btzforensics.com, MPW@btzforensics.com

Cc: Chuck Gorla <chasgoria@gmail.com>

Brian/Marylin,

Since we have a couple of weeks before we see Judge Sturgeon, I wanted to see if you can please give me credit for the following items:

- \$101,500 (Paid Ninus Malan for Mira Este Loan Pay Down - See attached cancelled check # 1099) This occurred the same day we took the \$518,000 draw. \$518,000 - \$101,500 = \$416,500 is the effective amount I received from the refinance.

- \$100,000 (Paid to The Loan Company - See attached cancelled check # 1263). This was brought the loan amount on the 2nd from \$3.4M to \$3.3M

- Chuck Gorla and I noticed we are missing around \$35,000 in building improvements for Mira Este.

Please update the report and let me or Chuck know if you have any questions.

Sincerely,

--
Chris Hakim

Broker


License #01353790

858-373-8781 DIRECT

619-900-4185 OFFICE

2 attachments

 Check#1099 - \$101,500 - PAYDOWN MIRA ESTE LOAN_.pdf
43K

 2264-Mira Este Properties LLC - Bank Statements - PRINT (3) 63.pdf
43K

1263

MIRA ESTE PROPERTIES LLC
1645 HOTEL CIRCLE SOUTH, STE 745
SAN DIEGO, CAL 92108-3415

DATE 2/22/18 70-4993/7222

PAY TO THE ORDER OF The Loan Company \$ 100,000.00

One Hundred Thousand & 00/100 DOLLARS

TURKEY FLYER BANK
MEMBER FDIC

FOR Pay Down 2nd Loan # 1272

#001263# 122243535#

02/23/2018 1263 \$100,000.00

CHRIS N HAKIM 01-10
VIANCA J HAKIM
SAN DIEGO, CA 92101

1099
90-4363/1222

6/19/2017

PAY TO THE
ORDER OF

MINUS Malan

\$ 101,500.00

One Hundred One Thousand Five Hundred DOLLARS

TORREY PINES BANK
4350 Executive Drive Suite 130
San Diego, CA 92121

FOR Pay Down - Minus
Loan

[Signature]

⑆ 122243835⑆ 1099

EXHIBIT 2

9-	7/20/17	3600	1145	Techné	1145	Techné	Labor/Material - Mira Este Account
11	7/17/17	815	1148	JT Electric	1148	JT Electric	Labor/Material - Mira Este Account
11	10/12/17	3955	1091	Bartell & Associates	1091	Bartell & Associates	Labor/Material - See Cancelled Check - PAID BY NINUS
11	10/30/17	5396	1096	Bartell & Associates	1096	Bartell & Associates	Labor/Material - See Cancelled Check - PAID BY NINUS
11	12/7/17	3583	1133	Bartell & Associates	1133	Bartell & Associates	Labor/Material - See Cancelled Check - PAID BY NINUS
11	12/19/17	3009	1148	Bartell & Associates	1148	Bartell & Associates	Labor/Material - See Cancelled Check - PAID BY NINUS
	1/25/18	2500	1032	Bartell & Associates	1032	Bartell & Associates	Labor/Material - See Cancelled Check - PAID BY NINUS
7, 10	12/3/17	56323.65		JT Electric		JT Electric	Labor/Material - See Credit Card Statement & Invoice
12	7/11/17	2100	Credit Card	Sumbelt Rentals		Credit Card	Labor/Material - See Credit Card Statement & Invoice - Paid by Ninus
13	7/21/17	8500	1119	Cash	1119	Cash	Labor/Material - Mira Este Account
13	7/12/17	8500	1116	EH Mechanical	1116	EH Mechanical	Labor/Material - Mira Este Account
13	7/24/17	5000	1120	EH Mechanical	1120	EH Mechanical	Labor/Material - Mira Este Account
13	9/5/17	2500	1149	EH Mechanical	1149	EH Mechanical	Labor/Material - Mira Este Account
13	10/27/17	2000	1129	EH Mechanical	1129	EH Mechanical	Labor/Material - Mira Este Account
13	12/5/17	2000	1153	EH Mechanical	1153	EH Mechanical	Labor/Material - Mira Este Account
13	12/23/17	28,500		EH Mechanical		EH Mechanical	Labor/Material - See Invoice
7	11/1/17	2550	1131	Daryl Griffiths Acoustic	1131	Daryl Griffiths Acoustic	Labor/Material - Mira Este Account
	9/18/17	300	1124	Johhny's Curb Coring	1124	Johhny's Curb Coring	Labor/Material - Mira Este Account
	9/11/17	3074	1150	Techné	1150	Techné	Labor/Material - Mira Este Account
	10/27/17	5000	1130	Cash	1130	Cash	Labor/Material - Mira Este Account
	12/7/17	860	1136	Rafael Garcia	1136	Rafael Garcia	Labor/Material - Mira Este Account
	12/15/17	5000	1138	Cash	1138	Cash	Labor/Material - Mira Este Account
14	12/31/17	13,000		Gilgoric & Associates		Gilgoric & Associates	Labor/Material - See Invoice
	1/22/18	123	1139	City Treasurer	1139	City Treasurer	Labor/Material - Mira Este Account
	5/9/18	5400	1163	Techné	1163	Techné	Labor/Material - Mira Este Account
15	6/7/18	5500	CASH	Juvenal Demo		Juvenal Demo	Labor/Material - See Invoice
	TOTAL	288986.31					

EXHIBIT 3

SCHEDULE 7
SUMMARY OF OPERATING PAYMENTS FROM PERSONAL ACCOUNTS - CHRIS HAKIM

Date	Entity	Amount	Paid To	On Behalf Of	Notes
7/20/2018	Chris Hakim	\$ 10,000.00	Fleming PC		Legal Fees
7/20/2018	Chris Hakim	\$ 10,000.00	Grant, Kesler APM		Legal Fees
7/27/2018	Chris Hakim	\$ 10,000.00	Grant, Kesler APM		Legal Fees
8/8/2018	Chris Hakim	\$ 3,000.00	Charles Gorla		Legal Fees
8/8/2018	Chris Hakim	\$ 7,000.00	Grant, Kesler APM		Legal Fees
8/13/2018	Chris Hakim	\$ 6,625.00	The Loan Company	Mira Este	1/2 Mira Este 1st Loan
8/13/2018	Chris Hakim	\$ 4,915.75	The Loan Company	Mira Este	1/2 Mira Este 2nd Loan
8/28/2018	Chris Hakim	\$ 2,330.00	Fleming PC		Legal Fees
9/12/2018	Chris Hakim	\$ 6,625.00	The Loan Company	Mira Este	1/2 Mira Este 1st Loan
9/12/2018	Chris Hakim	\$ 4,915.75	The Loan Company	Mira Este	1/2 Mira Este 2nd Loan
8/30/2016	Symbolic	\$ 10,000.00	Juvenile Aguilar	Mira Este	Demo & Haul Away
9/16/2016	Symbolic	\$ 5,500.00	Juvenile Aguilar	Mira Este	Demo & Haul Away
7/15/2017	Chris Hakim	\$ 4,789.08	Dixieline	Mira Este	Framing
8/24/2017	Chris Hakim	\$ 3,996.07	Dixieline	Mira Este	Framing
9/11/2017	Chris Hakim	\$ 2,550.00	Daryl Griffiths	Mira Este	Acoustic Ceiling
var	Chris Hakim	\$ 55,323.65	JT Electric	Mira Este	Light Fixture Package
var	Chris Hakim	\$ 28,500.00	EH Mechanical	Mira Este	HYAC System
12/31/2017	Chris Hakim	\$ 13,000.00	Gligoric & Assoc	Mira Este	Project Mgmt, City Inspector Meeting
6/7/2018	Chris Hakim	\$ 5,500.00	Juvenile Aguilar	Mira Este	Hauling Trash
12/6/2017	Chris Hakim	\$ 3,100.00	Oros Ornamental	Mira Este	Trash
7/6/2017	Chris Hakim	\$ 4,950.65	WFI	Mira Este	Fence
7/6/2017	Chris Hakim	\$ 1,994.13	Indust Mtl Sply	Mira Este	Metals & Services
7/10/2017	Chris Hakim	\$ 218.94	FSI	Mira Este	Rock
7/3/2017	Chris Hakim	\$ 102.58	FSI	Mira Este	Flanges
7/19/2017	Chris Hakim	\$ 251.14	FSI	Mira Este	Windscreen
Total		\$ 205,187.74			

[to Schedule 1]

NELSON HARDIMAN LLP
1100 GLENDON AVENUE, SUITE 1400
LOS ANGELES, CALIFORNIA 90064

1 Robert E. Fuller (SBN 171770)
rfuller@nelsonhardiman.com
2 Salvatore J. Zimmitti (SBN 245678)
szimmitti@nelsonhardiman.com
3 **NELSON HARDIMAN LLP**
1100 Glendon Avenue, Suite 1400
4 Los Angeles, CA 90024
Phone: (310) 203-2800 Fax: (310) 203-2727
5

6 Attorneys for Plaintiffs-In-Intervention
/ Cross-Defendants
SoCal Building Ventures, LLC and
7 San Diego Building Ventures, LLC

8 SUPERIOR COURT OF THE STATE OF CALIFORNIA
9 FOR THE COUNTY OF SAN DIEGO - CENTRAL DIVISION
10

11 SALAM RAZUKI, an individual, ,
12 Plaintiff,

13 v.

14 NINUS MALAN, et al.,
15 Defendants.
16

17 AND RELATED
18 COMPLAINT-IN-INTERVENTION
AND CROSS-COMPLAINTS
19
20
21
22
23
24
25
26
27
28

CASE NO.: 37-2018-00034229-CU-BC-CTL
Assigned to: Hon. Eddie E. Sturgeon, Dept. C-67)

**PLAINTIFFS-IN-INTERVENTION SOCAL
BUILDING VENTURES, LLC'S AND
SAN DIEGO BUILDING VENTURES, LLC'S
CONSOLIDATED MEMORANDUM OF
POINTS AND AUTHORITIES IN
OPPOSITION TO DEFENDANTS' MOTIONS
TO SET APPELLATE BOND**

*[Filed concurrently with Plaintiffs-In-
Intervention's Request for Judicial Notice]*

DATE: December 14, 2018
TIME: 1:30 p.m.
DEPT: C-67

Action Filed: July 10, 2018

524920.1

**PLAINTIFFS-IN-INTERVENTIONS' CONSOLIDATED OPPOSITION TO DEFENDANTS' MOTIONS
TO SET APPELLATE BOND**

TABLE OF CONTENTS

1
 2 MEMORANDUM OF POINTS AND AUTHORITIES1
 3 I. INTRODUCTION1
 4 II. FACTUAL BACKGROUND2
 5 A. In October 2017, Malan and Hakim Induce SoCal to Pay Approximately
 6 \$2.5 Million in the Pursuit of Options for Balboa, Mira Este, and Roselle.....2
 7 B. In June 2018, Defendants Begin Concocting a Cover Story to Try and
 8 Then Oust SoCal Based on a Wrongful Termination of its Option
 9 Contracts.3
 10 C. Plaintiff Razuki Files this Action, SoCal Intervenes, Mike Essary is
 11 Appointed as Receiver by Judge Medel, and Defendants Defy the Order.4
 12 D. Defendants Challenge Judge Medel and Then Ambush Newly-Reassigned
 13 Judge Straus With an *Ex Parte* Application Filled with Fanciful Lies.....4
 14 E. Defendant Malan Violates This Court’s Order Temporarily Freezing all
 15 Bank Accounts by Trying to Unfreeze the Flip Management Account.....5
 16 F. The Receivership is Re-affirmed and a Preliminary Injunction Appointing
 17 the Receiver and Ordering Forensic Accounting is Entered.....5
 18 G. Defendants, Their Counsel, and Mr. Henkes Violate this Court’s Order by
 19 Refusing to Provide Information and Obtain Approval for All Payments.6
 20 H. The Forensic Accounting Confirms SoCal’s and Razuki’s Large Cash
 21 Investments and Defendants’ Indebtedness to the Marijuana Operations.7
 22 III. LEGAL STANDARDS7
 23 IV. WAIVING OR MINIMIZING APPELLATE BOND BASED ON
 24 DEFENDANTS’ CLAIMS OF INDIGENCE WOULD BE CONTRARY TO
 25 C.C.P. § 917.5.....7
 26 A. The Appellate Bond Should be Set at \$16 Million and in No Event Lower
 27 Than the \$5.6 Million That SoCal’s and Razuki Invested Into the Balboa
 28 and Mira Este Facilities And Would Lose if a Stay Were Imposed.8
 B. Waiving or Setting Appellate Bond at Some Nominal Sum in the Context
 of a Receivership Order is Unprecedented and Contrary to C.C.P. § 917.5.....10
 C. None of the Factors Set Forth Under C.C.P. Section 995.240 Supports
 Waiving or Minimizing Appellate Bond.11
 1. The “Character” of This is Action is Fraud Perpetrated by
 Defendants Who Have Hijacked Two Cannabis Facilities Funded
 100% by Plaintiffs.....11
 2. Plaintiffs Would Suffer Irreparable Harm in the Form of a Total
 Loss of Their Investment if the Provision for Bond Were Waived.12
 D. Waiving Appellate Bond is Also Inappropriate Because Defendants Failed
 to Meet Their Affirmative Burden of Establishing Indigence.13
 E. Defendants’ Arguments About the “Merits” Were Already Considered and
 Rejected by This Court and Defendants Never Moved for Reconsideration.....14
 F. Because Defendants Admit They Cannot Support the Facilities, They
 Would Actually Benefit if This Case is Not Stayed Pending Their Appeal15
 V. CONCLUSION.....15

TABLE OF AUTHORITIES

	Page(s)
California Cases	
<i>Alshafie v. Lallande</i> , 171 Cal. App. 4th 421 (2009)	10, 13
<i>Baldwin v. Home Sav. of Am.</i> , 59 Cal. App. 4th 1192 (1997)	15
<i>Baltayan v. Estate of Getemyan</i> , 90 Cal. App. 4th 1427 (2001)	10, 13
<i>Burkes v. Robertson</i> , 26 Cal. App. 5th 334, 341 (2018)	10
<i>City of Riverside v. Horspool</i> , 223 Cal. App. 4th 670 (2014)	7
<i>Conover v. Hall</i> (1974) 11 Cal.3d 842	10
<i>Roberts v. Superior Court of Stanislaus Cty.</i> , 264 Cal. App. 2d 235 (1968)	11
<i>Smith v. Adventist Health System/West.</i> , 182 Cal. App. 4th 729 (2010)	10
<i>Williams v. Freedomcard, Inc.</i> , 123 Cal. App. 4th 609 (2004)	10, 13
California Statutes	
Cal. Code of Civil Procedure	
§ 1030.....	10
§ 1008.....	14
§ 995.130(a).....	13
§ 995.240.....	<i>passim</i>
§ 917.5.....	<i>passim</i>
Cal. Labor Code	
§ 98.2.....	10

1 MEMORANDUM OF POINTS AND AUTHORITIES

2 I. INTRODUCTION

3 Defendants Ninus Malan, Chris Hakim, and their affiliated entities’ motions to set
4 appellate bond are really just frivolous requests to be *relieved* of the bond. These motions cite no
5 applicable authority for such relief because **no court in California has ever waived or**
6 **minimized the statutory bond requirement needed to stay a receivership order.**

7 Unlike some other orders, the Legislature decided that an appeal of an order appointing a
8 receiver is not automatically stayed by noticing an appeal and, unless and until a bond is posted
9 in an amount sufficient to “pay all damages which the respondent may sustain by reason of the
10 stay,” Defendants must pursue their appeal while this underlying case proceeds. Cal. Civ. Proc.
11 Code (“C.C.P.”) § 917.5. This Legislative determination is not only controlling in this case, it is
12 completely fair to Defendants and ensures that the millions of dollars that Plaintiff Razuki and
13 Plaintiffs-in-Intervention, SoCal Building Ventures, LLC and San Diego Building Ventures,
14 LLC (collectively, “SoCal”) invested into the Balboa and Mira Este Facilities is protected.

15 Waiving or gutting this bond requirement would not only violate C.C.P. section 917.5
16 and constitute legal error; it would also spell certain doom for the Facilities as it would
17 effectively give back full control to Defendants for the estimated **1.2 years** it will take for their
18 frivolous appeal to conclude according to Judicial Council statistics. “All” of the damages that
19 Plaintiff and SoCal (collectively, “Plaintiffs”) “may sustain by reason of the stay” during this
20 time if no bond, or an insufficient bond, is posted would be the total loss of value of the Balboa
21 and Mira Este Facilities which – according to arms-length contracts Defendants entered into with
22 SoCal – have a fair market value of **\$16 million**. *This* is an appropriate bond amount.

23 Defendants’ suggestion that bond can be waived or somehow scaled to some paltry
24 amount under C.C.P. section 995.240 because they are “indigent” is nonsense. Cases considering
25 requests to waive bonding requirements for indigent parties under C.C.P. section 995.240 all
26 hinge on the fundamental right of the indigent to “access” the courts; such as when posting of the
27 bond is necessary to perfect the right to appeal itself. That right is not implicated here.
28 **Defendants’ right to appeal is not affected by any inability to post an appropriate bond;**

1 Defendants can pursue their appeal while this case proceeds, just as the Legislature intended
2 when it enacted C.C.P. section 917.5. Moreover, even if Defendants could seek a waiver based
3 on “indigency,” they failed to come anywhere close to the meeting their burden of proof of
4 establishing indigency, which requires: (1) evidence of unsuccessful efforts to obtain a bond or
5 surety; and (2) non-conclusory declarations attaching “tax returns, receipts or other substantive
6 documentation.” **None of this was provided.**

7 Finally, even if it applied and Defendants were in fact indigent (they are not), a court
8 inclined to exercise its discretion under C.C.P. section 995.240 to waive bond must first consider
9 the “character of the action” and the “potential harm” if bond were waived. In this case, both
10 considerations confirm that a waiver or reduction to Defendants’ bond requirement makes no
11 sense and would cause irreparable harm to Plaintiffs. This Court appointed the Receiver because
12 it determined that (1) the Facilities were vulnerable to loss and waste in Defendants’ control, and
13 (2) that Plaintiff was likely to prevail on the merits of the ownership dispute. Forensic accounting
14 has only increased this likelihood of success by confirming that Plaintiffs have invested
15 approximately \$5.6 million into the Facilities; whereas, Defendants have only taken money *out*
16 of them. Defendants’ contention that they should be given some novel hardship exemption to
17 posting an appropriate bond is equivalent to an alleged car thief claiming he should be exempted
18 from a bond requirement to secure the value of the stolen car pending appeal - and be given back
19 possession of the car - while he appeals the court’s preliminary determinations that he cannot be
20 trusted with the car and most likely stole the car! It sounds ridiculous because it is.

21 This Court should set an appellate bond in this case at \$16 million or, at minimum, some
22 amount no less than \$5.6 million, and deny Defendants’ request for a waiver of the bond.

23 **II. FACTUAL BACKGROUND**

24 **A. In October 2017, Malan and Hakim Induce SoCal to Pay Approximately \$2.5**
25 **Million in the Pursuit of Options for Balboa, Mira Este, and Roselle.**

26 SoCal started paying Defendants under the parties’ Letter of Intent in October 2017 and,
27 subsequently, pursuant to the parties’ definitive agreements (“Agreements”) executed for the
28 Balboa, Mira Este and Roselle Facilities under which SoCal was granted managerial control and

1 valuable options (“Options”) to acquire 50 percent ownership in each facility. *See* Ex. B to Decl.
2 of Jim Townsend filed 8/13/18 (“8/13/18 Townsend Decl.”). Ultimately, SoCal would invest
3 approximately **\$2.1 million** in connection with the Facilities.

4 The parties appeared to perform without significant incident until late May 2018, when
5 SoCal in discussion with Plaintiff Razuki discovered that Razuki held an interest in the Facilities
6 and that a pending lawsuit was filed by a third party a year earlier, claiming an interest in the
7 Balboa Facility. *See* Declaration of Dean Bornstein (“Bornstein Decl.”) filed 8/13/18, ¶ 11.

8 Shocked by this revelation and Defendants’ apparent breach of the Agreements’
9 representations and warranties (including the warranty that no litigation implicating the Facilities
10 existed), SoCal sought additional information in a letter dated May 24, 2018 to confirm
11 Defendants’ title to the property. *See* Bornstein Decl., filed 8/13/18, ¶13 & Exh. B. SoCal’s
12 request for further information was not well-received.

13 **B. In June 2018, Defendants Begin Concocting a Cover Story to Try and Oust**
14 **SoCal Based on a Wrongful Termination of its Option Contracts.**

15 On June 1, 2018, counsel for Defendants promised to (but never did) gather the requested
16 information and **for the first time** started making vague written demands for allegedly overdue
17 payments, including debts SoCal suspected may have been fabricated. *Id.*, ¶ 14.

18 On June 19, 2018, Defendant Malan admitted to the existence of the pending litigation
19 that threatened the Balboa Facility. Malan provided no explanation why this pending litigation
20 and Razuki’s interests were not disclosed previously; however, he agreed to and did waive the
21 option deadline for the Balboa Facility pending resolution of the resolution of the Balboa
22 litigation. *See id.*, ¶ 17 & Exh. C.

23 On July 10, 2018, Defendants purported to unilaterally terminate *all* three Agreements
24 via a one-page letter asserting vague and unsupported claims of poor performance and payment
25 defaults. *Id.*, ¶ 19 & Exh. E. SoCal objected to this wrongful termination and subsequently
26 demanded a mediation pursuant to the Agreements’ dispute resolution procedures but this was
27 ignored. *Id.*, ¶¶ 20-21, & Exh. F. On the same day, Defendants implemented a hostile takeover
28 of the Balboa and Mira Este Facilities and physically barred SoCal from entering and managing

1 the Facilities. Defendant Far West Management LLC (“Far West”) was installed at the Balboa
2 Facility. *See* Decl. of James Holler filed 8/13/18, ¶¶ 10-11.

3 **C. Plaintiff Razuki Files this Action, SoCal Intervenes, Mike Essary is**
4 **Appointed as Receiver by Judge Medel, and Defendants Defy the Order.**

5 Given Defendants’ erratic behavior and sudden ousting of SoCal that threatened the
6 Facilities’ CUPs, Plaintiff Razuki filed this action and moved *ex parte* to appoint a receiver on
7 July 17, 2018. SoCal also moved *ex parte* to intervene in this action to protect the value of its
8 options. Both motions were granted and Michael Essary was appointed.

9 Mr. Essary’s attempt to effectuate the receivership order and to assume control of the
10 Balboa Facility was actively resisted and interfered with by Far West’s managers. Far West
11 locked Mr. Essary outside and refused his entry while they went to work collecting cash from the
12 Balboa Facility’s safes, ultimately fleeing the back of the building and into Gina Austin’s
13 waiting “getaway” car. Declaration of Michael Essary (“Essary Decl.”) dated 7/30/18, ¶¶ 4-5;
14 *see* Essary Decl. dated 8/12/18; Holler Decl. filed 8/13/18, ¶¶ 12-18 & Exh. A.

15 Based on accounting records reviewed by Defendants’ own (former) accountant, John
16 Yaeger, there was approximately \$65,000 in Balboa’s safes as of July 10, 2018. Decl. of John
17 Yaeger filed 8/13/18, ¶¶ 7-8. When Mr. Essary finally entered the Balboa Facility on July 17,
18 2018 after Defendants’ fled, the safes were empty.

19 **D. Defendants Challenge Judge Medel and Then Ambush Newly-Reassigned**
20 **Judge Strauss With an *Ex Parte* Application Filled with Fanciful Lies.**

21 The Receiver maintained control over the Facilities with SoCal’s participation as
22 manager between July 17 and July 31, 2018. *See* Receiver Michael Essary’s First Interim
23 Receiver’s Report, signed 8/10/18. Unfortunately, this “status quo” would soon be upset.

24 On or about July 17, 2018, Defendants exercised their preemptory challenge of Judge
25 Medel and on July 31, 2018 moved *ex parte* to vacate Judge Medel’s order before Judge Strauss,
26 to whom the case was reassigned. This *ex parte* application included hundreds of pages’ worth
27 of deceptive and baseless declarative materials, including a fabricated “gunman” story used to
28 distract Judge Strauss from the facts and Defendants’ contemptuous defiance of Judge Medel’s
Order. Unfortunately, Judge Strauss was effectively ambushed and misled by these false

1 representations and indicated that he intended to vacate Judge Medel’s order.

2 **E. Defendant Malan Violates This Court’s Order Temporarily Freezing all**
3 **Bank Accounts by Trying to Unfreeze the Flip Management Account.**

4 On July 31, 2018, SoCal filed its own peremptory challenge and this matter was
5 reassigned from Judge Strauss to this Court on August 6, 2018. This Court, on its own motion,
6 then set a hearing on August 14, 2018 to consider receivership.

7 On August 14, 2018, this Court set a further hearing on August 20, 2018 to consider
8 Defendants’ previous *ex parte* application to vacate the Receiver and, in the interim, ordered “all
9 accounts are frozen until further order of the Court.” *See* Minute order filed August 15, 2018.
10 Yet *hours later* that same day, Defendant Malan – who was present when the Court issued this
11 order – attempted to unfreeze the receivership hold on the Flip Management account by emailing
12 BBVA Compass bank and attaching Judge Strauss’ prior minute order and stating: “Please see
13 attached Minute Order Vacating the Receivership for Flip Management Acc XXXXX7151. Can
14 you please remove the Hold on the Account.” *See* Ex. B to Suppl. Zimmitti Decl. filed 8/17/18.

15 **F. The Receivership is Re-affirmed and a Preliminary Injunction Appointing**
16 **the Receiver and Ordering Forensic Accounting is Entered.**

17 On August 28, 2018, this Court appointed Mr. Essary as Receiver and set an Order to
18 Show Cause (“OSC”) why a preliminary injunction should not be granted for September 7, 2018.
19 *See* Notice of Entry of Order, filed 8/28/18.

20 On September 7, 2018, a hearing on the OSC occurred in which extensive argument and
21 evidence was submitted; this included declarations proving that Defendant Hakim forged and
22 backdated a contractor invoice to fraudulent reflect approximately \$266,000 in bogus “tenant
23 improvements” Hakim claimed SoCal was obligated to pay. This Court then granted a
24 preliminary injunction confirming Mr. Essary’s appointment as Receiver over the “Marijuana
25 Operations” and ordered a forensic accounting to be performed by Brian Brinig of Brinig Taylor
26 Zimmer. The Court’s order expressly found that Plaintiff had established a likelihood of success
27 on the merits and the probability of irreparable injury if a preliminary injunction is not issued,
28 and ordered Plaintiff to post an injunction bond of \$350,000, which Plaintiff subsequently did.

The Court also denied SoCal’s request to be reinstated as manager of the Facilities and

1 instead granted Defendants’ request to install Defendant Far West Management, LLC (“Far
2 West”) and Synergy Management Partners, LLC (“Synergy”) to manage the Facilities. In
3 addition, over Plaintiffs’ objections, this Court granted Defendants’ request to use Defendants’
4 personal Certified Public Accountant, Justus Henkus IV, for both Facilities – despite Mr.
5 Henkes’ admission that he held an ownership interest in Far West. The Court then ordered that
6 “[a]ll outgoing payments made in the course of business for the Marijuana Operations shall first
7 be approved by the Receiver,” and a set a receivership status for November 16, 2018. *See* Order
8 Confirming Receiver and Granting Preliminary Injunction, signed 9/26/18.

9 **G. Defendants, Their Counsel, and Mr. Henkes Violate this Court’s Order by**
10 **Refusing to Provide Information and Obtain Approval for All Payments.**

11 On October 25, 2018, an *ex parte* hearing took place in which extensive email exchanges
12 between Defendants and the Receiver were produced by Razuki confirming that Defendants had
13 delayed and resisted providing information to the Receiver and refused to obtain prior approval
14 of “all outgoing payments made in the course of business” for the Marijuana Operations. *See*
15 Plaintiff Salam Razuki’s Ex Parte Application to Modify the Receiver’s Order and Declaration
16 of Maura Griffin (“Griffin Decl.”), filed 10/24/18.

17 In one of these email exchanges, Mr. Henkes responded to the Receiver’s request for
18 information for the Mira Este Facility by claiming that no approval by the Receiver was
19 necessary for “payments made from the management company in the ordinary course of
20 business.” Ex. 1 to 10/24/18 Griffin Decl. Only after repeated requests (and the noticing of the
21 10/25 *ex parte*) did Mr. Henkes on October 12, 2018 finally submit a Profit and Loss Statement
22 for the Mira Este facility on October 12, 2018 which confirmed that thousands of dollars had
23 been paid - including payments made to Mr. Henkes directly - without approval by the Receiver.
24 Ex. 10 to 10/24/18 Griffin Decl.

25 Gina Austin also refused to comply with this Court’s order and encouraged Far West and
26 Synergy to refuse to comply as well. In response to an information request from the Receiver to
27 Defendant Heidi Rising, manager of Far West at the Balboa Facility, Ms. Austin boldly asserted
28 that both “[Far West] and Synergy are to operate their facilities as they see fit” and “are not

1 **subject to [the Receiver’s] oversight.”** Ms. Austin continued:

2 “There is no limitation to ‘product purchases’ but rather everything
3 that [Far West] does to operate the business is at [Far West’s]
4 discretion and they do not need and will not be seeking
5 approval....**At this point In time, [Far West] Synergy will
6 continue to operate as they have and will not seek your
7 approval for any of their expenditures....”**

8 Ex. 5 to 10/24/18 Griffin Decl. (bold added). Accordingly, Defendants’ successfully defied and
9 obstructed yet another Court order; this time by interposing their affiliated management
10 companies and accountant – which this Court permitted Defendants to use – and claiming that
11 Defendants’ agents were not subject to this Court’s orders!

12 **H. The Forensic Accounting Confirms SoCal’s and Razuki’s Large Cash
13 Investments and Defendants’ Indebtedness to the Marijuana Operations.**

14 On November 13, 2018, the Receiver Michael Essary filed his Second Receiver’s Report
15 (“Second Receiver’s Report), which attaches the November 12, 2018 forensic accounting report
16 of Brinig Taylor Zimmer (“Brinig Report”). The Brinig Report confirms that SoCal’s total cash
17 contribution to the Marijuana Operations amounts to \$2,487,576.84, and that Plaintiff Razuki
18 and SoCal have made “net” contributions to the operations of approximately \$3.5 million and
19 \$2.1 million, respectively. *See* Schedules 2.3 and 1 to Brinig Report. In contrast, after
20 distributions, Defendants Malan and Hakim have made no net contributions and are instead
21 *indebted* to the operations in the amount of approximately (-470,000) and (-\$58,000),
22 respectively. Schedule 1 to Brinig Report.

23 **III. LEGAL STANDARDS**

24 “[The perfecting of an appeal shall not stay enforcement of the judgment or order in the
25 trial court if the judgment or order...unless an undertaking in a sum fixed by the trial court is
26 given on condition that...the appellant will pay all damages which the respondent may sustain by
27 reason of the stay in the enforcement of the judgment.” C.C.P. § 917.5 (emphasis added); *City of
28 Riverside v. Horspool*, 223 Cal. App. 4th 670, 682 (2014).

**IV. WAIVING OR MINIMIZING APPELLATE BOND BASED ON DEFENDANTS’
CLAIMS OF INDIGENCE WOULD BE CONTRARY TO C.C.P. § 917.5.**

Defendants are correct that they are entitled to have this Court to *fix* the amount of

1 appellate bond in this case, but they are not entitled to have it fixed to zero, or any other paltry
2 sum that they contend it would be “equitable” for them to pay. To stay an order appointing a
3 receiver, this Court has a statutory duty to set bond in an amount that would compensate
4 Plaintiffs for “all” the damages they may sustain as result of the stay. C.C.P. § 917.5. There is no
5 exception applicable to Defendants, which is why Defendants failed to cite one single case where
6 a court ever waived or minimized the bond required by section 917.5.

7 For the following reasons, this Court should (1) set an appropriate bond as required by
8 statute and (2) disregard Defendants’ frivolous claims for a waiver or reduction of the bond,
9 which are contrary to the law and are also unsupported by any requisite proof of “indigence.”

10 **A. The Appellate Bond Should be Set at \$16 Million and in No Event Lower**
11 **Than the \$5.6 Million That SoCal’s and Razuki Invested Into the Balboa and**
12 **Mira Este Facilities And Would Lose if a Stay Were Imposed.**

13 A bond or “undertaking” is necessary to stay an order appointing a receiver pending
14 appeal, which “is given on condition that if the judgment or order is affirmed or the appeal is
15 withdrawn, or dismissed, the appellant will pay all damages which the respondent may
16 sustain by reason of the stay in the enforcement of the judgment. C.C.P. § 917.5 (emphasis
17 added). Here, all the damages that Plaintiffs may sustain by reason of the stay is nothing short of
18 the total loss of the value of the Mira Este and Balboa Facilities, which only have value if they
19 remain duly licensed commercial cannabis operations.

20 Fortunately, this Court does not need to speculate about the fair market value of these
21 Facilities because SoCal and Defendants already agreed to it in their arms-lengths agreements.
22 Under those agreements, Defendants offered SoCal a 50% share of each based on a total cash
23 valuation, as of June 30, 2018, of \$6,000,000 for the Balboa Facility (Balboa Agreement § 8.2)
24 and \$10,000,000 for the Mira Este Facility. Mira Este Agreement § 8.2. The only way to protect
25 Plaintiffs from “all the damages” resulting from a stay is therefore to set bond at **\$16 million**.

26 In the event this Court is inclined to set bond at some lesser amount, SoCal respectfully
27 urges that it be as close to \$16 million as possible and in no event should be set any lower than
28 **\$5.6 million**, which represents the money Plaintiffs invested into the Facilities according to
forensic accounting. *See* Brinig Report, Schedule 1 (reflecting that SoCal contributed

1 \$2,090,520.84 and Razuki contributed \$3,477,075.87, for a total of \$5,567,596.71). Fixing bond
2 at \$16 million and in no event less than \$5.6 million is also extremely conservative, since it
3 would not account for the loss of revenues that would otherwise be generated by SoCal or
4 another reputable operator (rather than Defendants and their affiliated managers).

5 This loss of revenue is particularly significant given length of time Defendants will need
6 to appeal. According to the Judicial Council of California, the median time from the noticing of a
7 civil appeal to the filing of an opinion in the Fourth Appellate District is 438 days or roughly 1.2
8 years. See Exhibit A to SoCal's Request for Judicial Notice, p. 53 Figure 33. During the period
9 January to June 2018, when SoCal managed the Balboa Facility, a total of \$1,729,846.86 in sales
10 was generated, resulting in average monthly sales of \$288,307 per month. See Schedule 3 to
11 Brinig Report. Because Defendants cannot generate enough revenue to pay the Facilities' debts
12 and have already closed Balboa, allowing Defendants to continue to mismanage and leave these
13 operations completely idle translates into approximately \$4,151,620.80 (1.2 years x
14 \$3,459,684/year) that would be irretrievably lost during the pendency of the appeal for the
15 Balboa Facility alone. Loss of revenue for the Mira Este Facility is more difficult to fix because
16 SoCal had been investing large sums into building out this facility when Defendants wrongfully
17 terminated SoCal's Agreement; however, SoCal would have started operations and made Mira
18 Este profitable long before Defendants' appeal will be concluded on or about **January 14, 2020**
19 (i.e., 438 days from Hakim's filing of his notice of the appeal on November 2, 2018).

20 In sum, this is not a case where the Facilities under the receivership would retain
21 commercial value if they lost their city and state licensure to sell cannabis and cannabis products.
22 They would become worthless. Yet this total loss is virtually certain to occur if Defendants are
23 allowed to continue to have any control over the operations. Appellate bond should therefore be
24 set at \$16 million – a fair market valuation for both facilities – to protect Plaintiffs from “all” the
25 damages that may be sustained as a result of a stay. C.C.P. § 917.5. Alternatively, bond should
26 be set as close to \$16 million as possible and, in no event, less than \$5.6 million.

27
28

1
2
3
4
5
6
7
8
9
10
11
12
13
14
15
16
17
18
19
20
21
22
23
24
25
26
27
28

B. Waiving or Setting Appellate Bond at Some Nominal Sum in the Context of a Receivership Order is Unprecedented and Contrary to C.C.P. § 917.5.

Defendants do not argue that appellate bond must be waived because it would prevent them from appealing; rather, they want to eliminate or gut the bond requirement by setting it at some trivial amount they can “afford” pursuant to C.C.P. section 995.240 *while they appeal* so they can “undo” this Court’s receivership order and effectively obtain a “free” stay in direct contravention to C.C.P. § 917.5. This is absurd and unprecedented.

It is well-settled that C.C.P. section 995.240 does not authorize any general hardship exception applicable to Defendants. Section 995.240 is a codification of “common law authority” recognizing that bonding requirements “cannot be used to deny an indigent his fundamental right of access to the courts.” *Alshafie v. Lallande*, 171 Cal. App. 4th 421, 429 (2009) (emphasis added; quoting *Baltayan v. Estate of Getemyan*, 90 Cal. App. 4th 1427, 1442 (2001); *Smith v. Adventist Health System/West.*, 182 Cal. App. 4th 729, 757 fn. 9 (2010), as modified on denial of reh'g (Apr. 1, 2010) (“The enactment of section 995.240 did not create a new rule of law. Instead, it codified the common law authority of the courts recognized in *Conover v. Hall* (1974) 11 Cal.3d 842, 850–852”).

Accordingly, **the cases where section 995.240 has been invoked involve situations where the inability to post a bond precluded “access” to the courts;** for example, where a bond is necessary to perfect the right to appeal or prosecute the underlying case. *See Baltayan v. Estate of Getemyan*, 90 Cal. App. 4th 1427, 1433 (2001) (plaintiff’s failure to post security under Code of Civil Procedure section 1030 “effectively precluded appellant from litigating his claims”); *Burkes v. Robertson*, 26 Cal. App. 5th 334, 341 (2018) (right to appeal Labor Commissioner’s decision “conditioned on the necessary prerequisite that the employer post ... [an] undertaking for the amount of the award”); *Conover v. Hall*, 11 Cal. 3d 842, 846, 523 P.2d 682, 684 (1974) (considering whether the inability of plaintiffs to post an undertaking prevented trial court from assuming jurisdiction of case challenging state welfare provision); *Williams v. Freedomcard, Inc.*, 123 Cal. App. 4th 609, 613 (2004) (reviewing trial court’s dismissal of appeal of administrative decision under to Cal. Labor Code § 98.2 for failure to post bond);

1 *Roberts v. Superior Court of Stanislaus Cty.*, 264 Cal. App. 2d 235, 237 (1968) (reviewing trial
2 court’s dismissal of action for failure to post undertaking).

3 In contrast here, there is no concern about Defendants’ access to the courts because
4 Defendants’ ability and right to appeal is in no way precluded by their claimed inability to post
5 an appropriate bond. If they cannot afford to post an appropriate bond protecting Plaintiffs from
6 all of the damages that may result from the stay, they can simply go forward with their appeal
7 while this case proceeds, just as the Legislature had intended. C.C.P. § 917.5.

8 **C. None of the Factors Set Forth Under C.C.P. Section 995.240 Supports**
9 **Waiving or Minimizing Appellate Bond.**

10 Even if “indigence” could theoretically be used to waive the bond required here (it
11 cannot), and even were Defendants were in fact indigent (they are not), none of the relevant
12 factors this Court must consider under section 995.240 would still permit waiving bond:

13 The court may, in its discretion, waive a provision for a bond in an
14 action or proceeding and make such orders as may be appropriate
15 as if the bond were given, if the court determines that the principal
16 is unable to give the bond because the principal is indigent and is
17 unable to obtain sufficient sureties, whether personal or admitted
18 surety insurers. In exercising its discretion the court **shall** take into
19 consideration all factors it deems relevant, including but not
20 limited to the character of the action or proceeding, the nature of
21 the beneficiary, whether public or private, and the potential harm
22 to the beneficiary if the provision for the bond is waived.

19 C.C.P. section 995.240 (emphasis added). As discussed below, all of the relevant factors confirm
20 that it would be a manifest abuse of discretion to waive bond under C.C.P. section 995.240 given
21 the character of this action and the potential harm to Plaintiffs.

22 1. The “Character” of This is Action is Fraud Perpetrated by Defendants
23 Who Have Hijacked Two Cannabis Facilities Funded 100% by Plaintiffs.

24 The receivership order that Defendants seek to have stayed is a direct result of their
25 fraud, deceit, forgery, theft and breaches of contract that threatened two incipient cannabis
26 businesses into which Plaintiffs have invested a total of \$5.6 million – and Defendants have
27 invested nothing. This is a case where Defendants have “no skin in the game” and hence nothing
28 to lose by continuing to loot and mismanage these Facilities into oblivion. Waiving bond or

1 reducing it to some token amount would have the perverse effect of actually rewarding
2 Defendants for stealing something they could not pay for in the first place!

3 The “character” of this action is also defined by the certainty that Defendants’ will
4 commit further waste and damage if the Receiver is removed and they are given total control of
5 the Facilities for the roughly 1.3 years it will take for their appeal to be concluded. This reality is
6 undeniable given Defendants’ misconduct to date, *inter alia*:

- 7 • Committing theft or receivership property while they barricaded the Receiver
8 from assuming control of the Balboa Facility and over receivership property;
- 9 • Defying this Court’s order to maintain the BBVA Compass bank account frozen
10 by trying to unfreeze it hours after the order was made;
- 11 • Defying this Court’s order to obtain Receiver approval for all expenditures in the
12 course of the Facilities’ operations; and
- 13 • Forging and fabricating a contractor invoice to pass off approximately \$266,000
14 in fraudulent “tenant improvements” on which Defendants based their wrongful
15 termination of SoCal’s agreements.

16 Defendants’ dishonesty, contempt, and habit of lying, cheating, and stealing whenever
17 the opportunity arises is on full display for this Court. As such, even were section 995.240
18 theoretically applicable, it would constitute a manifest abuse of discretion to allow these same
19 individuals to regain control of the Facilities and continue to engage in the same reprehensible
20 activity that necessitated the installation of the receiver in the first place, especially without
21 requiring them to post a bond to pay “all the damages” that “may” result from the stay.

22 2. Plaintiffs Would Suffer Irreparable Harm in the Form of a Total Loss of
23 Their Investment if the Provision for Bond Were Waived.

24 As already discussed, the Facilities’ market value hinges entirely on the validity of their
25 city and state licenses that are necessary for them to engage in any form of commercial cannabis
26 activity. If these licenses are lost, so is the total value of these assets. There is no “middle”
27 ground scenario where the financial repercussions of Defendants’ mismanagement, certain to
28 occur over the 1.2-year period their appeal will likely require, can be controlled.

1 Therefore, the only way to ensure that the Plaintiffs (the “beneficiaries” or “obligees”¹ of
2 an appellate bond) can be compensated for “all the damages” Plaintiffs “may” sustain during the
3 pendency of the appeal is for Defendants to post a bond of \$16 million or, at minimum, some
4 amount close to this some and in no event less than \$5.6 million. C.C.P. § 917.5. Waiving bond
5 of setting it at some nominal amount would irreparably harm Plaintiffs.

6 **D. Waiving Appellate Bond is Also Inappropriate Because Defendants Woefully**
7 **Failed to Meet Their Affirmative Burden of Establishing Indigence.**

8 Even if section 995.240 were theoretically available to Defendants, no waiver is possible
9 here because they have failed to meet their burden of establishing indigence. For starters, none of
10 the corporate Defendants can meet the definition of “indigent” because “it is well settled that a
11 corporation is not a ‘person’ for the purposes of establishing indigency.” *Williams v.*
12 *Freedomcard, Inc.*, 123 Cal. App. 4th at 615. But even if corporations could claim indigency,
13 neither Defendants’ companies nor Malan and Hakim themselves have come anywhere close to
14 meeting their affirmative burden of establishing that they are indigent.

15 Pursuant to C.C.P. section 995.240, a person claiming indigency has the burden of proof,
16 and this burden includes as a “prerequisite for relief” “**a showing of an unsuccessful effort to**
17 **obtain a bond or surety.**” *Williams v. Freedomcard, Inc.*, 123 Cal. App. 4th at 615. Moreover,
18 “conclusory” declarations claiming indigency do not suffice; claims of indigent status must be
19 supported by “**tax returns, receipts or other substantive documentation.**” *Alshafie v.*
20 *Lallande*, 171 Cal. App. 4th 421, 427 (2009); *see Baltayan v. Estate of Getemyan*, 90 Cal. App.
21 4th 1427, 1433–35 (2001) (trial court properly denied appellant’s motion for relief from
22 undertaking given appellant’s incomplete tax returns, failure to address spouse’s savings, failure
23 to prove unsuccessful efforts to obtain an undertaking, and failure to discuss ownership of other
24 assets, or whether he or his wife had a friend or relative willing to fund the bond).

25 In this case, **none of this requisite proof has been provided.** Defendants’ self-serving,
26 casual statements about their poor financial state are insufficient as a matter of law, and cannot

27 _____
28 ¹ “Beneficiary” means the person for whose benefit a bond is given, whether executed to, in favor of, in the name of, or payable to the person as an obligee. C.C.P. § 995.130(a).

1 be believed. Indeed, when it comes to Defendants’ representations about their finances (among
2 other things), Defendants have proven themselves to be consistently untrustworthy in this
3 litigation. Defendants have already demonstrated their resistance to furnishing information about
4 their operations and Defendant Hakim has been exposed as having committed felony forgery by
5 fabricating a \$266,000 invoice. This is exactly the type of dishonest, fraudulent conduct which
6 prompted the Court to order the receivership and forensic accounting in the first place.

7 Even if Defendants could theoretically avail themselves of “indigent status” to stay a
8 receivership order (they cannot); it would be an abuse of discretion to merely take Defendants
9 “at their word” that they are indigent.

10 **E. Defendants’ Arguments About the “Merits” Were Already Considered and**
11 **Rejected by This Court and Defendants Never Moved for Reconsideration.**

12 Because Defendants have no basis in law or fact to obtain a “free” stay of this case while
13 they pursue their frivolous appeal, their motions are dedicated almost entirely to recycling the
14 same arguments they raised unsuccessfully when they tried and failed to vacate the receivership.
15 But if Defendants really wanted to beat a dead horse some more, they could have and should
16 have moved for reconsideration. Because they did not, these arguments should be disregarded.

17 On September 7, 2018, after a lengthy hearing, this Court granted the preliminary
18 injunction order Defendants appeal here, which confirmed Mr. Essary’s appointment as Receiver
19 over the “Marijuana Operations” and ordered a forensic accounting to be performed by Brian
20 Brinig of Brinig Taylor Zimmer. The Court’s order was based on an express finding that Plaintiff
21 had established a likelihood of success on the merits and the probability of irreparable injury if a
22 preliminary injunction is not issued. *See* September 26 Order, ¶ 2.

23 Not only are these findings valid, they should not be disturbed or re-litigated in
24 Defendants’ motions to set bond. Apart from being meritless, this Court already considered and
25 rejected them when it declined Defendants’ request to vacate the receivership. The proper
26 procedure for Defendants, had they desired to challenge that determination, was to file a motion
27 for reconsideration. C.C.P. § 1008. Because they did not, they should not be able to belabor the
28 same arguments now, and this Court is technically without jurisdiction to reconsider them.

1 “[S]ection 1008 is the exclusive means for modifying, amending or revoking an order. That
2 limitation is expressly jurisdictional.” *Baldwin v. Home Sav. of Am.*, 59 Cal. App. 4th 1192, 1200
3 (1997) (internal quotations omitted).

4 **F. Because Defendants Admit They Cannot Support the Facilities, They Would**
5 **Actually Benefit if This Case is Not Stayed Pending Their Appeal.**

6 To the extent any “balancing of the equities” is considered, it is obvious that Defendant
7 will suffer no prejudice from the bond requirement since their right to appeal this Court’s
8 receivership order is unaffected by any failure to post bond; whereas, dispensing with the bond
9 (or reducing it to some token amount) would cause the irretrievable loss of the Facilities’ value
10 as legitimate commercial cannabis operations and irreparably harm Plaintiffs’ interests.

11 Furthermore, if Defendants actually cared about the long-term viability of the Facilities,
12 even *Defendants* would be more harmed by the stay. By Defendants’ own admission, the
13 Facilities have gone broke under their control and they cannot support them. When SoCal was
14 operating the Facilities, however, SoCal was infusing them with necessary capital *and* generating
15 more sales revenue from the Balboa Facility. Consequently, if Defendants’ intentions were to
16 maintain the viability of these facilities, they would be best served if the receivership is not
17 stayed and SoCal or another reputable manager/investor operates them instead.

18 **V. CONCLUSION**

19 For the foregoing reasons, this Court should comply with its statutory duty and set
20 appellate bond at \$16 million or, at minimum, some other amount no less than \$5.6 million; and
21 deny Defendants’ requests for a waiver or any reduction in the bond amount.

22 Dated: December 3, 2018

NELSON HARDIMAN LLP

23 By: 

24 Salvatore Zimmitti
25 Attorneys for Plaintiffs-In-Intervention /
26 Cross-Defendants SoCal Building Ventures,
27 LLC and San Diego Building Ventures, LLC
28

NELSON HARDIMAN LLP
1100 GLENDON AVENUE, SUITE 1400
LOS ANGELES, CALIFORNIA 90024

1
2
3
4
5
6
7
8
9
10
11
12
13
14
15
16
17
18
19
20
21
22
23
24
25
26
27
28

PROOF OF SERVICE

I am a citizen of the United States and employed in Los Angeles County, California. I am over the age of 18 and not a party to the within action. My business address is 1100 Glendon Avenue, Suite 1400, Los Angeles, California 90024.


On **December 3, 2018**, I served on the interested parties the document(s) described as **PLAINTIFFS-IN-INTERVENTION SOCAL BUILDING VENTURES, LLC'S AND SAN DIEGO BUILDING VENTURES, LLC'S CONSOLIDATED MEMORANDUM OF POINTS AND AUTHORITIES IN OPPOSITION TO DEFENDANTS' MOTIONS TO SET APPELLATE BOND** by electronically transmitting through ONE LEGAL ATTORNEY SERVICE a true copy thereof as follows:

SEE ATTACHED SERVICE LIST

- (BY E-SERVICE – ONE LEGAL ATTORNEY SERVICE)** I caused a copy of the above-referenced document to be transmitted to the interested parties set forth above via One Legal Attorney Service
- (State) I declare under penalty of perjury under the laws of the State of California that the above is true and correct.

Executed **December 3, 2018** at Los Angeles, California.

Mary Markwell
Please Print Name


Signature

SERVICE LIST

1
2
3
4
5
6
7
8
9
10
11
12
13
14
15
16
17
18
19
20
21
22
23
24
25
26
27
28

Steven A. Elia, Esq.
Maura Griffin, Esq.
James Joseph, Esq.
LAW OFFICES OF STEVEN A. ELIA, APC
2221 Camino Del Rio South, Suite 207
San Diego CA 92108
steve@elialaw.com
james@elialaw.com
mg@mauragriffinlaw.com

Attorneys for Plaintiff and Cross-Defendant
Salam Razuki

Steven W. Blake, Esq.
Andrew E. Hall, Esq.
Daniel Watts, Esq.
GALUPPO & BLAKE
A Professional Law Corporation
2792 Gateway Road, Suite 102
Carlsbad, CA 92009
sblake@galuppolaw.com
ahall@galupplaw.com
dwatts@galuppolaw.com

Attorneys for Defendant Ninus Malan and
Cross-Complaints Ninus Malan; and American
Lending and Holdings, LLC

Gina M. Austin, Esq.
Tamara Marie Leetham, Esq.
AUSTIN LEGAL GROUP, APC
3990 Old Town Avenue, Suite A112
San Diego, CA 92110
admin@austinlegalgroup.com
tamara@austinlegalgroup.com
gaustin@austinlegalgroup.com

Attorney for Cross-Complainants
California Cannabis Group; Devilish Delights,
Inc.; Balboa Ave Cooperative; Monarch
Management Consulting, Inc.; Flip
Management, LLC; and San Diego United
Holdings Group, LLC

Charles Gorla, Esq.
David Jarvis, Esq.
GORIA & WEBER
1011 Camino Del Rio S., #210
San Diego, Ca 92108
chasgoria@gmail.com
davejarvisii@yahoo.com

Attorneys for Defendants
Chris Hakim, Mira Este Properties LLC and
Roselle Properties LLC

Richardson C. Griswold, Esq.
GRISWOLD LAW, APC
444 S. Cedros Avenue, Suite 250
Solana Beach, CA 92075
PH: (858) 481-1300
Fax: (858) 624-9177
rgriswold@griswoldlawsandiego.com

Attorney for Court Appointed Receiver
Michael W. Essay

1 Robert E. Fuller (SBN 171770)
Salvatore J. Zimmitti (SBN 245678)
2 **NELSON HARDIMAN LLP**
1100 Glendon Avenue, 14th Floor
3 Los Angeles, California 90024
Telephone: (310) 203-2800 Fax: (310) 203-2727
4 E-Mail: rfuller@nelsonhardiman.com
szimmitti@nelsonhardiman.com

5 Attorneys for Plaintiffs-In-Intervention
6 and Cross-Defendants
SoCal Building Ventures, LLC and
7 San Diego Building Ventures, LLC

8 SUPERIOR COURT OF THE STATE OF CALIFORNIA
9 FOR THE COUNTY OF SAN DIEGO - CENTRAL COURTHOUSE
10

11 SALAM RAZUKI, an individual,
12 Plaintiff,
13 v.
14 NINUS MALAN, et al.
15 Defendants.

CASE NO.: 37-2018-00034229-CU-BC-CTL
(Assigned to: Hon. Eddie C. Sturgeon,
Dept. C-67)

**PLAINTIFFS-IN-INTERVENTION SOCAL
BUILDING VENTURES, LLC AND SAN
DIEGO BUILDING VENTURES, LLC'S
REQUEST FOR JUDICIAL NOTICE IN
SUPPORT OF CONSOLIDATED
OPPOSITION TO DEFENDANTS' MOTIONS
TO SET APPELLATE BOND**

17 AND RELATED
18 COMPLAINT-IN-INTERVENTION
AND CROSS-COMPLAINTS
19

*[Filed Concurrently With Plaintiffs-In-
Intervention SoCal Building Ventures, LLC and
San Diego Building Ventures, LLC'S Consolidated
Opposition to Defendants' Motions to Set
Appellate Bond]*

DATE: December 14, 2018
TIME: 1:30 p.m.
DEPT: C-67

22
23 **TO THE PARTIES AND ATTORNEYS OF RECORD:**

24 Plaintiffs-In-Intervention SoCal Building Ventures, LLC and San Diego Building
25 Ventures, LLC (collectively "SoCal") hereby respectfully request pursuant to section 452 (h) of
26 the California Evidence Code that the Court to take judicial notice of the following document:

27 ///

28 ///

1 1. 2017 Court Statistics Report Statewide Caseload Trends 2006-2007 through
2 2015-2016, published by the Judicial Council of California, available for download at
3 www.courts.ca.gov/12941.htm#id7495 and attached hereto as **Exhibit A**.

4 Dated: December 3, 2018 NELSON HARDIMAN LLP

5
6 By: 

Salvatore J. Zimmitti
Attorneys for Plaintiffs-In-Intervention / Cross-Defendants
SoCal Building Ventures, LLC and
San Diego Building Ventures, LLC.

NELSON HARDIMAN LLP
1100 Glendon Avenue, 14th Floor
LOS ANGELES, CALIFORNIA 90024

524723.1

NELSON HARDIMAN LLP
1100 GLENDON AVENUE, SUITE 1400
LOS ANGELES, CALIFORNIA 90024

1
2
3
4
5
6
7
8
9
10
11
12
13
14
15
16
17
18
19
20
21
22
23
24
25
26
27
28

EXHIBIT A

524723.1



2017 COURT STATISTICS REPORT
Statewide Caseload Trends
2006-2007 Through 2015-2016



JUDICIAL COUNCIL
OF CALIFORNIA

2017 COURT STATISTICS REPORT

Statewide Caseload Trends

2006-2007 Through 2015-2016



JUDICIAL COUNCIL
OF CALIFORNIA

Judicial Council of California
455 Golden Gate Avenue
San Francisco, California 94102-3688
415-865-7740
California Courts Infoline: 800-900-5980
pubinfo@jud.ca.gov

© 2017 by Judicial Council of California. All rights reserved.

Except as permitted under the Copyright Act of 1976 and as otherwise expressly provided herein, no part of this publication may be reproduced in any form or by any means, electronic, online, or mechanical, including the use of information storage and retrieval systems, without permission in writing from the copyright holder. Permission is hereby granted to nonprofit institutions to reproduce and distribute this publication for educational purposes if the copies credit the copyright holder.

This report is available on the California Courts website: www.courts.ca.gov/12941.htm#id7495

JUDICIAL COUNCIL OF CALIFORNIA

MARTIN HOSHINO
Administrative Director

JODY PATEL
Chief of Staff

Administrative Division

JOHN WORDLAW
Chief Administrative Officer

Budget Services

ZLATKO THEODOROVIC
Director

LUCY FOGARTY
Deputy Director

Office of Court Research

LEAH ROSE-GOODWIN
Manager

CHRIS BELLOLI
Supervising Research Analyst

CHERYL KING
Research Analyst

MATTHEW CLARK
Associate Analyst

NOOR SINGH
Associate Analyst

PREFACE

Court Statistics Report

The *Court Statistics Report (CSR)* is published annually by the Judicial Council of California and is designed to fulfill the provisions of article VI, section 6 of the California Constitution, which requires the Judicial Council to survey the condition and business of the California Courts. The *CSR* combines 10-year statewide summaries of Superior Court filings and dispositions with similar workload indicators for the California Supreme Court and Courts of Appeal. The 2017 *CSR* also provides more detailed information on filings and dispositions in the individual Superior Courts for the most recent fiscal year for which data are available, 2015–2016.

Caseload Data and Court Workload

California's court system is one of the largest in the world and serves a population of more than 39 million people—about 12 percent of the total U.S. population—and more than 2,000 judicial officers and approximately 19,000 Judicial Branch employees statewide address the full range of cases heard each year. The vast majority of cases in the California Courts begin in one of the 58 superior, or trial, courts, which reside in each of the state's 58 counties. With more than 500 court buildings throughout the state, these courts hear both civil and criminal cases as well as family, probate, mental health, juvenile, and traffic cases.

The data published in the *Court Statistics Report* is used by the Judicial Branch in policy development, program evaluation, performance management, and in workload analysis to measure judicial and court staff resource needs in California. Because different types of cases require different amounts of judicial and staff resources, a weighted caseload approach is the standard method, nationwide, to estimate the workload and resource needs of the courts. Weighted caseload distinguishes between different categories of filings so that the resources required to process a felony case, for example, are recognized as being much greater than the resources required to process a traffic infraction. As the mix or composition of cases change over time, a weighted caseload approach is needed to assess the impact of caseload trends on court workload. The Judicial Council has adopted caseweights for two workload models used by the Judicial Branch—the Judicial Workload Assessment and the Resource Assessment Study (RAS) model.

With the introduction of a new budget development and allocation process for the trial courts in 2013, the data published in the *Court Statistics Report* is being used by the Judicial Branch for a critically important new purpose. The Judicial Council adopted the Workload-based Allocation and Funding Methodology, or WAFM, which uses the Resource Assessment Model (RAS) and other workload factors in a new budget development process that alters baseline funding for most trial courts based on court workload.

Summary of 2017 Court Statistics Report

A summary of the caseload data in the 2017 *CSR* for the California Supreme Court, Courts of Appeal, and Superior Courts for fiscal year 2015–2016 are as follows:

Supreme Court

- The Supreme Court issued 76 written opinions during the year.
- Filings totaled 8,079, and dispositions totaled 7,946.
- Automatic appeals arising out of judgments of death totaled 8 cases, and the court disposed of 23 such appeals by written opinion.

- The Supreme Court ordered 17 Court of Appeal opinions depublished in this fiscal year.

Courts of Appeal

- Total contested matters for the Courts of Appeal totaled 20,217 made up of 13,296 records of appeal and 6,921 original proceedings.
- Dispositions in the Courts of Appeal totaled 22,931. Of these dispositions, 16,012 were appeals, and 6,919 were original proceedings.
- Dispositions of appeals by written opinion totaled 9,967, appeals disposed of without written opinion totaled 4,000, and appeals disposed of without a record filed totaled 2,045. Dispositions of original proceedings by written opinion totaled 420, and original proceedings disposed of without written opinion totaled 6,590.
- Statewide, 8 percent of Court of Appeal majority opinions were published.

Superior Courts

In FY 2015-16, over 6.2 million cases were filed statewide in the Superior Courts. The CSR organizes all the cases filed in the courts in four main case categories—Civil; Criminal; Family and Juvenile; Probate, Mental Health, Appeals, Habeas. The case filing totals for the individual case types reported by the courts for FY 2015-16 are as follows:

Civil: The civil case category is made up of unlimited civil, limited civil, and small claims matters. Civil unlimited cases are matters where the petitioner is seeking more than \$25,000. There were 201,390 unlimited civil cases filed in the courts. Limited civil filings are cases where the petitioner is seeking \$25,000 or less. Limited civil cases totaled 352,562 statewide. Small claims filings are cases where the petitioner is seeking \$10,000 or less and is not represented by counsel. A total of 158,347 small claims cases were filed statewide.

Criminal: The criminal case category is made up of felonies, misdemeanors, and infractions. The filing totals for the individual case types are as follows: felony filings represented 200,200 cases, misdemeanor filings totaled 841,716 cases, and infraction filings accounted for 3,904,965 cases.

Family and Juvenile: Marital filings (dissolutions, legal separations and nullities) accounted for 138,520 cases and other family law filings (e.g. paternity, child support) totaled 249,329 cases. Juvenile delinquency filings totaled 35,287 cases and juvenile dependency filings totaled 43,674 cases.

Probate, Mental Health, Appeals, and Habeas: The filing totals for the individual case types are as follows: probate filings totaled 47,170 cases; mental health filings totaled 33,154 cases; civil and criminal appeal filings totaled 4,321 cases; and criminal habeas corpus filings totaled 7,165 cases.

The 6.2 million cases filed statewide in the Superior Courts in FY 2015-16 represented a 9 percent decline over the past year. This decline was driven mostly by limited jurisdiction cases such as criminal infractions and traffic matters that tend to be, on average, much less complex and resource-intensive for courts. These criminal infractions and traffic matters make up a significant proportion of overall court caseload, or total filings, but only have a minor impact on the overall workload for Superior Courts. When these criminal infractions and traffic cases are excluded from the analysis, there was a small increase of 1 percent in total non-infraction, non-traffic filings over the past year. And several of the most complex types of cases contributed to this increase in non-infraction, non-traffic filings from the previous year, which include Personal Injury/Property Damage/Wrongful Death (PI/PD/WD), Family Law, Probate, and Mental Health.

CONTENTS

Preface	4
Introduction	14
The California Court System	20
SUPREME COURT	26
Total Filings and Dispositions.....	28
Figure 1 Total Filings.....	28
Figure 2 Total Dispositions.....	28
Filings and Dispositions: Summary.....	29
Figure 3 Petitions for Review.....	29
Figure 4 Original Proceedings.....	29
Figure 5 Automatic Appeals.....	29
Figure 6 Habeas Corpus Related To Automatic Appeals.....	29
Figure 7 State Bar Matters.....	29
Data for Figures 3–7: Filings and Dispositions: Summary.....	30
Filings and Dispositions: Petitions for Review.....	31
Figure 8 Total Petitions for Review.....	31
Figure 9 Civil Total.....	31
Figure 9a Civil Appeals.....	31
Figure 9b Civil Writs.....	31
Figure 10 Criminal Total.....	31
Figure 10a Criminal Appeals.....	31
Figure 10b Criminal Habeas Corpus.....	31
Figure 10c Criminal Other Writs.....	31
Data for Figures 8–10c: Filings and Dispositions: Petitions for Review.....	32
Summary of Actions on Petitions for Review.....	33
Table 1 Summary of Actions on Petitions for Review.....	33
Filings and Dispositions: Original Proceedings.....	34
Figure 11 Total Original Proceedings.....	34
Figure 12 Civil Total.....	34
Figure 13 Criminal Total.....	34
Figure 13a Criminal Habeas Corpus.....	34
Figure 13b Criminal Other Writs.....	34
Data for Figures 11–13b: Filings and Dispositions: Original Proceedings.....	35
State Bar Matters Filed.....	36

Figure 14	Total State Bar Matters Filed.....	36
Table 2	Types of State Bar Matters Filed	36
Business Transacted		
Figure 15	Written Opinions.....	37
Figure 16	Original Proceedings	37
Figure 17	Petitions for Review – Granted.....	37
Figure 18	Petitions for Review – Denied	37
Figure 19	Petitions for Review – Percent Granted.....	37
Figure 20	Rehearings – Granted.....	37
Figure 21	Rehearings – Denied	37
Figure 22	Executive Clemency Applications	37
Data for Figures 15-22: Business Transacted		
Court of Appeal Opinions Ordered Depublished by the Supreme Court, Fiscal Years 1997–98 through 2015–16.....		
Figure 23	Depublished Opinions	39
Data for Figure 23: Court of Appeal Opinions Ordered Depublished by the Supreme Court		
Capital Cases in Which the Record Was Not Certified for Completeness Within 90 Days, and for Accuracy Within 120 Days		
Table 3	41
 COURTS OF APPEAL		
42		
Performance Indicator Data		
Table 1	Performance Indicator Data	44
Figure 1	Ratio of Pending Fully Briefed Appeals per 100 Appeals Disposed of by Written Opinion	45
Figure 2	Pending Fully Briefed Appeals per Authorized Justice	45
Figure 3	Majority Opinions per Judge Equivalent.....	45
Caseload Comparisons.....		
Table 2	Caseload Comparisons	46
Figure 4	Pending Appeals: Caseload Comparison per Authorized Justice	47
Figure 5	Filings and Dispositions: Caseload Comparison per Authorized Justice	47
Summary of Filings		
Figure 6	Total Contested Matters	48
Figure 7	Total Contested Matters per Authorized Justice	48
Record of Appeal Filings		
Figure 8	All Districts	49
Figure 9	First District.....	49
Figure 10	Second District	49
Figure 11	Third District	49

Figure 12	Fourth District.....	49
Figure 13	Fifth District.....	49
Figure 14	Sixth District.....	49
Original Proceedings Filings		50
Figure 15	All Districts.....	50
Figure 16	First District.....	50
Figure 17	Second District	50
Figure 18	Third District	50
Figure 19	Fourth District.....	50
Figure 20	Fifth District	50
Figure 21	Sixth District.....	50
Appeals Disposed of by Written Opinion		51
Figure 22	Total Appeals	51
Figure 23	Criminal Appeals by Defendants	51
Figure 24	Criminal Appeals by Prosecution.....	51
Figure 25	Civil Appeals.....	51
Figure 26	Juvenile Appeals (Criminal Violation)	51
Figure 27	Other Juvenile Appeals.....	51
Percentage of Majority Opinions Published		52
Figure 28	Total Appeals	52
Figure 29	Criminal Appeals.....	52
Figure 30	Civil Appeals.....	52
Figure 31	Juvenile Appeals.....	52
Figure 32	Original Proceedings	52
Civil Appeals: Time From Notice of Appeal to Filing Opinion		53
Figure 33	90th Percentile and Median.....	53
Criminal Appeals: Time From Notice of Appeal to Filing Opinion		54
Figure 34	90th Percentile and Median.....	54
Summary of Filings and Dispositions.....		55
Table 3	55
Summary of Filings		56
Table 4	56
Appeals—Method of Disposition.....		57
Table 5	57
Dispositions of Original Proceedings		58
Table 6	58
Opinions Written		59
Table 7	59

Pending Appeals—Total and Fully Briefed	60
Table 8	60

SUPERIOR COURTS 61

Caseloads and Authorized Judicial Positions	63
Figure 1 Total Filings and Dispositions	63
Figure 2 Total Filings and Dispositions per Judicial Position	63
Civil Filings and Dispositions	64
Figure 3 Total Civil	64
Figure 4 Civil Unlimited	64
Figure 5 Motor Vehicle PI/PD/WD	64
Figure 6 Other PI/PD/WD	64
Figure 7 Civil Complaints	64
Figure 8 Civil Limited	64
Figure 9 Small Claims	64
CalCourTools: Caseload Clearance Rates—Civil	65
Figure 10 Total Civil	65
Figure 11 Civil Unlimited	65
Figure 12 Motor Vehicle PI/PD/WD	65
Figure 13 Other PI/PD/WD	65
Figure 14 Civil Complaints	65
Figure 15 Civil Limited	65
Figure 16 Small Claims	65
CalCourTools: Time to Disposition—Civil	66
Figure 17 Civil Unlimited	66
Figure 18 Civil Limited	66
Figure 19 Unlawful Detainer	66
Figure 20 Small Claims	66
Caseflow Management Data: Stage of Case at Disposition—Civil	67
Figure 21 Civil Unlimited, Civil Limited, Small Claims	67
Criminal Filings and Dispositions	68
Figure 22 Felony	68
Figure 23 Nontraffic Misdemeanor	68
Figure 24 Traffic Misdemeanor	68
Figure 25 Nontraffic Infraction	68
Figure 26 Traffic Infraction	68
CalCourTools: Caseload Clearance Rates—Criminal	69
Figure 27 Felony	69

Figure 28 Nontraffic Misdemeanor	69
Figure 29 Traffic Misdemeanor	69
Figure 30 Nontraffic Infraction	69
Figure 31 Traffic Infraction	69
CalCourTools: Time to Disposition—Criminal.....	70
Figure 32 Felonies Disposed Within 12 months	70
Figure 33 Felonies Resulting in Bindover or Certified Pleas	70
Figure 34 Misdemeanors.....	70
Caseflow Management Data: Stage of Case at Disposition—Criminal	71
Figure 35 Felony.....	71
Figure 36 Misdemeanors and Infractions.....	72
Family and Juvenile Filings and Dispositions	73
Figure 37 Family Law—Marital.....	73
Figure 38 Family Law Petitions.....	73
Figure 39 Juvenile Delinquency.....	73
Figure 40 Juvenile Dependency	73
CalCourTools: Caseload Clearance Rates—Family and Juvenile.....	74
Figure 41 Family Law—Marital.....	74
Figure 42 Family Law Petitions.....	74
Figure 43 Juvenile Delinquency.....	74
Figure 44 Juvenile Dependency	74
Probate, Mental Health, Appeals, Habeas Corpus Filings and Dispositions.....	75
Figure 45 Probate.....	75
Figure 46 Mental Health	75
Figure 47 Appeals	75
Figure 48 Criminal Habeas Corpus	75
CalCourTools: Caseload Clearance Rates—Probate, Mental Health, Appeals, Habeas	76
Figure 49 Probate.....	76
Figure 50 Mental Health	76
Figure 51 Appeals	76
Figure 52 Criminal Habeas Corpus	76
Caseflow Management Data: Trials By Type of Proceeding.....	77
Figure 53 Total Jury and Court Trials	77
Figure 54 Felony Jury Trials	77
Figure 55 Misdemeanor Jury Trials.....	77
Figure 56 PI/PD/WD Civil Unlimited Jury Trials.....	77
Figure 57 Other Civil Unlimited Jury Trials.....	77
Figure 58 Civil Limited Jury Trials.....	77
Figure 59 Probate and Mental Health Jury Trials.....	77

Figure 60	Felony Court Trials.....	77
Figure 61	Misdemeanor and Infraction Court Trials	77
Figure 62	PI/PD/WD Civil Unlimited Court Trials	77
Figure 63	Other Civil Unlimited Court Trials.....	77
Figure 64	Civil Limited Court Trials	77
Figure 65	Probate and Mental Health Court Trials	77
Trial Court Workload and Resources: Judicial Positions and Use of Judicial Assistance		78
Figure 66	Total Judicial Position Equivalents (JPE) and Assessed Judge Need (AJN).....	78
Figure 67	Total Authorized Judicial Positions (AJP) and AJN	78
Figure 68	Authorized Judgeships	78
Figure 69	Judicial Assistance Received by Trial Courts	78
JBSIS Courts as of Fiscal Year 2015–16		79

APPENDIXES 81

Appendix A	Courts With Incomplete Data.....	83
Appendix B	Supreme Court Glossary	85
Appendix C	Courts of Appeal Glossary.....	86
Appendix D	Superior Courts Glossary	87
Appendix E	Courts of Appeal Data Tables for Figures	89
	Data for Figures 6–7: Summary of Filings	89
	Data for Figures 8–14: Record of Appeal Filings.....	90
	Data for Figures 15–21: Original Proceeding Filings	91
	Data for Figures 22–27: Appeals Disposed of by Written Opinion.....	92
	Data for Figures 28–32: Percentage of Majority Opinions Published.....	93
Appendix F	Superior Court Statewide Data Tables for Figures.....	94
	Data for Figures 1–2: Caseloads and Judicial Positions.....	94
	Data for Figures 3–16: Civil Filings, Dispositions, and Caseload Clearance Rate	95
	Data for Figures 17–20: Civil Case Processing Time	96
	Data for Figure 21: Stage of Case at Disposition—Civil.....	97
	Data for Figures 22–31: Criminal Filings, Dispositions, and Caseload Clearance Rate.....	98
	Data for Figures 32–34: Criminal Case Processing Time	99
	Data for Figure 35: Stage of Case at Disposition—Felony.....	100
	Data for Figure 36: Stage of Case at Disposition—Misdemeanors and Infractions	101
	Data for Figures 37–44: Family and Juvenile Filings, Dispositions, and Caseload Clearance Rate	102

Data for Figures 45–52: Probate, Mental Health, Appeals, Habeas Corpus Filings, Dispositions, and Caseload Clearance Rate	103
Data for Figures 53–65: Trials By Type of Proceeding.....	104
Data for Figures 66–68: Judicial Positions and Use of Judicial Assistance	105
Data for Figure 69: Assistance Received and Rendered by Type of Court	106
Appendix G	
County Tables	107
Table 1	
Caseload and Authorized Judicial Positions	107
Table 2	
Court Trials.....	109
Table 3	
Jury Trials	111
Table 4a	
Total Civil Filings.....	113
Table 4b	
Total Civil Dispositions	115
Table 5a	
Total Civil—Method of Disposition	117
Table 5b	
Unlimited Civil—Method of Disposition	119
Table 5c	
Unlimited Civil: Motor Vehicle Personal Injury, Property Damage, and Wrongful Death—Method of Disposition.....	121
Table 5d	
Unlimited Civil: Other Personal Injury, Property Damage, and Wrongful Death—Method of Disposition.....	123
Table 5e	
Unlimited Civil: Other Civil Complaints and Petitions—Method of Disposition	125
Table 5f	
Small Claims Appeals— Stage of Case at Disposition	127
Table 5g	
Limited Civil—Method of Disposition	129
Table 5h	
Small Claims—Method of Disposition.....	131
Table 6a	
Civil Case Processing Time	133
Table 7a	
Total Criminal Filings.....	135
Table 7b	
Total Criminal Dispositions	137
Table 8a	
Felonies—Method of Disposition	139
Table 8b	
Felonies—Dispositions by Outcome.....	141
Table 9a	
Nontraffic Misdemeanors—Method of Disposition.....	143
Table 9b	
Nontraffic Infractions—Method of Disposition	145
Table 9c	
Traffic Misdemeanors—Method of Disposition.....	147
Table 9d	
Traffic Infractions—Method of Disposition.....	149
Table 10a	
Criminal Case Processing Time	151
Table 11a	
Family and Juvenile Filings	153
Table 11b	
Family and Juvenile Dispositions	155
Table 11c	
Family Law (Marital)—Method of Disposition.....	157
Table 11d	
Family Law Petitions—Method of Disposition	159
Table 11e	
Juvenile Delinquency—Stage of Case at Disposition.....	161
Table 11f	
Juvenile Dependency—Stage of Case at Disposition	163
Table 12a	
Probate, Mental Health, Appeals, Habeas Corpus Filings	165
Table 12b	
Probate, Mental Health, Appeals, Habeas Corpus Dispositions	167

Table 12c	Probate—Method of Disposition	169
Table 12d	Mental Health—Stage of Case at Disposition	171
Table 12e	Civil and Criminal Appeals—Stage of Case at Disposition	173
Table 12f	Habeas Corpus Criminal—Stage of Case at Disposition	175
Table 13a	Authorized Judicial Positions and Judicial Position Equivalents	177
Table 13b	Judicial Position Equivalents	179

INTRODUCTION

The *Court Statistics Report (CSR)* is published annually by the Judicial Council of California. The CSR combines 10-year statewide summaries of Superior Court filings and dispositions with similar workload indicators for the California Supreme Court and Courts of Appeal. The appendixes to this report provide detailed information on filings and dispositions in the Superior Courts for the most recent fiscal year, 2015–2016.

The CSR is designed to fulfill the provisions of Article VI, Section 6 of the California Constitution, which requires the Judicial Council to survey the condition and business of the California Courts.

The CSR is published on the California Courts website at <http://www.courts.ca.gov/13421.htm>.

Snapshot of Court Caseload

The *Court Statistics Report* contains essential information about the annual caseload of the California Judicial Branch, with a particular emphasis on the number and types of cases that are filed and disposed of in the courts. This information is submitted to the California Legislature and used in numerous Judicial Branch reports. As with any published data, the numbers in this report represent a snapshot of the most complete and reliable information available at the time of compilation.

To ensure that the statistics used for making policy decisions are as accurate as possible, courts may amend the data they submit to the Judicial Council should new, more detailed or more complete information become available. For this reason, the data in this report may change slightly over time as courts revise their calculations and submit new caseload estimates.

Weighted Caseload and Court Workload

In the Judicial Branch the most reliable and consistent measure of workload is the number of case filings. Because different types of cases require different amounts of judicial and staff resources, a weighted caseload approach is the standard method, nationwide, to estimate the workload and resource needs of the courts. Accordingly, the Judicial Council has adopted a weighted caseload methodology to measure judicial and court staff resource needs in California. Weighted caseload distinguishes between different categories of filings so that the resources required to process a felony case, for example, are recognized as being much greater than the resources required to process a traffic infraction. Individual caseweights have been assigned to the many different types of cases filed in the courts. Caseweights are used along with the data published in the Court Statistics Report to estimate the number of judicial officers and court staff needed to fully adjudicate each case filed in the 58 Superior Courts.

The Judicial Council has adopted caseweights for two workload models used by the Judicial Branch—the Judicial Workload Assessment and the Resource Assessment Study (RAS) model. The Judicial Workload Assessment model was originally developed and adopted by the Judicial Council in 2001, and the Judicial Council adopted updated caseweights or judicial workload standards in 2012. The Resource Assessment Study (RAS) model was originally developed and adopted by the Judicial Council in 2005, and the RAS model was updated in 2016 and adopted by the Judicial Council in 2017.

With the introduction of a new budget development and allocation process for the trial courts in 2013, the data published in the Court Statistics Report is being used by the Judicial Branch for a critically important new purpose. The Judicial Council adopted the Workload-based Allocation and Funding Methodology, or WAFM, which uses the Resource Assessment Model (RAS) and other workload factors in a new budget development process that alters baseline funding for most trial courts based on court workload. WAFM is consistent with Goal II, Independence and Accountability, of Justice in Focus: The Strategic Plan for California Judicial Branch 2006-2012, in that the methodology strives to “allocate resources in a transparent and fair manner that promotes efficiency and effectiveness in the administration of justice, supports the strategic goals of the Judicial Branch, promotes innovation, and provides for effective and consistent court operations” (Goal II.B.3).

Variations in Data Totals

Statewide trends in filings and dispositions may be influenced by a number of factors. For example, changes in the number of filings and dispositions may reflect shifting needs or behavior of residents of a court’s service area as well as new policy emphases in the work of justice system partners. The following are some of the more common causes of statistical variations.

Missing Data

Statewide totals in the CSR may be influenced by missing data for certain courts. Typically, when courts do not report data to the Judicial Council, it is because they have encountered difficulties generating automated reports from their case management systems. Filings data submitted by the courts tend to be more complete than disposition data.

Incomplete Data

The reporting of incomplete data typically occurs when courts transmit partial data totals for a particular case type because of the limits of their case management systems. It should be noted that incomplete data are more difficult to spot in the tables that follow, but in general they will cause downward shifts in the number of filings and dispositions. (Incomplete data for FY 2015–2016 are also detailed in Appendix A.)

Variation in Local Business Practices

Data reported in the CSR are compiled in a data warehouse, the Judicial Branch Statistical Information System (JBSIS). Because many different case management systems are used in the courts, data must be “mapped” from local systems into the standard categories used for reporting purposes. One essential function of JBSIS is to standardize the basic definitions of case types and case events across all courts in California. Another important aspect of JBSIS is its role in the extraction of court data through different transmission methods that include manual reports, web-based reports through the JBSIS Portal, and automated JBSIS reports. Through this process JBSIS contributes to the warehousing of this data in a structure that is comparable from one court to another.

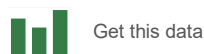
Maintaining quality control over the data contained in the JBSIS data warehouse involves:

- Training court staff on the standards for the classification, entry, and reporting of data;
- Providing information to the courts for resolving technical questions associated with data definitions, processing, and aggregation;
- Developing and adopting a new case management system infrastructure in the courts; and
- Documenting and disseminating information related to changes in the ways that courts define or report data.

Although a growing number of courts now transmit their data electronically from their case management system to the Judicial Council, there continue to be differences among Superior Courts' case processing and other business practices that reflect the histories of individual courts and the unique needs of the communities they serve. These differences may influence the ways in which Superior Courts report data to the Judicial Council. On that basis, while the filings and disposition data reported by any one court are largely comparable to data from other courts, some local variations in the classification and reporting of cases still occur.

Changes to 2017 Court Statistics Report

The 2017 *Court Statistics Report* reflects several design improvements and organizational changes to make the document more user-friendly—primarily a more graphical presentation of the material and more accurate organization of the work of the branch by case type and subject matter. The electronic PDF version of the 2017 CSR also offers access to the raw data underlying many of the graphical charts by clicking the data icon:



The major organizational change in the 2017 CSR is to distinguish descriptive caseload indicators such as filings and dispositions, and basic standards and measures of judicial administration. These measures, such as time to disposition and caseload clearance rate, allow the courts to assess case-processing practices and ensure efficient allocation of resources. Engaging in an ongoing assessment of performance measurement furthers many of the branchwide strategic goals—such as access to justice, accountability, and quality of justice and service to the public—that are vital to the effective administration of justice in California.

Judicial Administration Standards and Measures

Government Code Section 77001.5 (Sen. Bill 56 [Dunn]; Stats. 2006, ch. 390) requires the Judicial Council to adopt and annually report on “judicial administration standards and measures that promote the fair and efficient administration of justice, including, but not limited to, the following subjects: (1) providing equal access to courts and respectful treatment for all court participants; (2) case processing, including the efficient use of judicial resources; and (3) general court administration.” The judicial administration standards and measures included in the 2017 CSR further the branch’s commitment to the goals and measures outlined in Government Code Section 77001.5.

CalCourTools

CalCourTools is a set of judicial administration standards and measures linked to technical assistance available from the Judicial Council. The CalCourTools program builds on the CourTools measures developed by the National Center for State Courts and endorsed by the Conference of Chief Justices and the Conference of State Court Administrators.

Statistical Overview

This section contains summaries of filings and dispositions for the California Supreme Court, Courts of Appeal, and Superior Courts for fiscal year 2015–2016.

Supreme Court

- The Supreme Court issued 76 written opinions during the year.

- 8,079 matters were filed with the court, with 7,946 matters disposed of during the same period.
- The court received 4,193 petitions seeking review from a Court of Appeal decision in an appeal or an original writ proceeding and disposed of 3,860 such petitions.
 - 1,083 of these petitions for review arose from civil matters, and 3,110 from criminal matters.
 - The court disposed of 1,079 civil petitions and 2,781 criminal petitions.
- The court received 2,804 petitions seeking original writ relief and disposed of 3,013 of such petitions.
 - Of the petitions seeking original writ relief, 288 arose out of civil matters and 2,516 arose out of criminal matters.
 - The court disposed of 308 civil and 2,705 criminal petitions.
- A total of 8 automatic appeals were filed with the court following a judgment of death, and the court disposed of 23 automatic appeals by written opinion.
- The court received 43 habeas corpus petitions related to automatic appeals and disposed of 21 such petitions.
- A total of 1,031 State Bar matters were filed with the court, and 1,029 such matters were disposed of during the year.
- The Supreme Court ordered 17 Court of Appeal opinions depublished in this fiscal year.

Courts of Appeal

- Contested matters for the Courts of Appeal totaled 20,217, and dispositions totaled 22,931.
- Contested matters included 13,296 records of appeal and 6,921 original proceedings.
- The 13,296 filings of records of appeal comprised 3,840 civil cases, 6,523 criminal cases, and 2,933 juvenile cases. The 6,921 filings of original proceedings included 1,781 civil, 4,791 criminal, and 349 juvenile cases.
- Filings of notices of appeal in the Superior Court totaled 15,674: 5,935 civil cases, 6,714 criminal cases, and 3,025 juvenile cases.
- Disposition of notices of appeal totaled 16,012 and included 5,945 civil, 7,064 criminal, and 3,003 juvenile cases.
 - Dispositions of notices of appeal by written opinion totaled 9,967: 2,917 civil cases, 5,526 criminal cases, and 1,524 juvenile cases.
 - Dispositions without written opinion totaled 4,000 cases: 1,353 civil, 1,274 criminal, and 1,373 juvenile.
 - Dispositions of notices of appeal with no record filed totaled 2,045 cases: 1,675 civil, 264 criminal, and 106 juvenile.
- Disposition of filings of original proceedings is composed of 1,788 civil, 4,922 criminal, and 300 juvenile cases.
 - Disposition of original proceedings decided with written opinion totaled 420 cases: 98 civil cases, 127 criminal cases, and 195 juvenile cases.
 - Disposition of original proceedings without written opinion totaled 6,590 cases: 1,690 civil, 4,795 criminal, and 105 juvenile.
- Of the cases disposed of by written opinion, 8,269 were affirmed, 1,038 were reversed, and 278 were dismissed.

- Of those cases affirmed by the Courts of Appeal, 6,759 received full affirmance, while 1,510 received affirmance with modification.
- Statewide, 8 percent of Court of Appeal majority opinions were published in this fiscal year.

Superior Court

Superior Court case filings across all case categories totaled 6,217,800 cases, while dispositions numbered 5,488,909. Within these aggregate numbers, the following totals by major case category and case type were recorded:

Civil Cases. Civil filings totaled 712,299 and civil dispositions totaled 676,074, with a caseload clearance rate of 95% attained over all civil case types in this fiscal year.

- **UNLIMITED:** Civil unlimited filings totaled 201,390 cases, while civil unlimited dispositions numbered 182,679.
 - Method of disposition for civil unlimited cases: 145,044 cases disposed of before trial and 37,237 after trial.
 - Caseload clearance rate for civil unlimited cases: 91%.
 - Case processing time for civil unlimited cases was 64% within 12 months, 76% in 18 months, and 83% in 24 months.
- **LIMITED:** Civil limited filings totaled 352,562 cases, while civil limited dispositions numbered 342,553.
 - Method of disposition for civil limited trials: 316,806 cases were disposed of before trial and 25,465 after trial.
 - The caseload clearance rate for civil limited cases was 97%.
 - Case processing time for civil limited was as follows: 82% in 12 months, 90% in 18 months, and 93% in 24 months.
- **SMALL CLAIMS:** Small claims filings reached a total of 158,347 cases, while small claims dispositions numbered 150,842.
 - Method of disposition for small claims cases: 63,383 cases were disposed of before trial and 87,459 after trial.
 - The caseload clearance rate for small claims cases was 95%.
 - Case processing time in small claims cases was as follows: 59% in 70 days, 72% in 90 days.

Criminal Cases. Criminal filings totaled 4,946,881 and criminal dispositions numbered 4,367,828, with a caseload clearance rate of 88% attained over all criminal case types in this fiscal year.

- **FELONIES:** Felony filings reached a total of 200,200 cases, while felony dispositions numbered 185,033.
 - Method of disposition: 177,111 felony cases were disposed of before trial and 5,139 after trial.
 - Caseload clearance rate for felony cases was 92%.
 - Case processing time in felony cases resulting in bindovers or certified pleas: 43% in 30 days, 54% in 45 days, 71% in 90 days—with 85% of all felonies disposed of in less than 12 months.

- **MISDEMEANORS:** Misdemeanor filings reached a total of 841,716 cases, while misdemeanor dispositions numbered 639,514.
 - Method of disposition: 630,381 misdemeanor cases were disposed of before trial and 6,542 after trial.
 - Caseload clearance rate for misdemeanor cases ranged from 74% for nontraffic misdemeanors to 79% for traffic misdemeanors.
 - Case processing time for misdemeanors: 57% in 30 days, 74% in 90 days, and 80% in 120 days.
- **INFRACTIONS:** Infraction filings reached a total of 3,904,965 cases, while infraction dispositions numbered 3,543,281.
 - Method of disposition: 3,200,923 infraction cases were disposed of before trial and 332,498 after trial.
 - The caseload clearance rate for infraction cases ranged from 64% for nontraffic infractions to 92% for traffic infractions.

Family Law. Family law filings totaled 387,849, and family law dispositions numbered 319,777, with a caseload clearance rate of 82% attained over all family law case types in this fiscal year.

- **FAMILY LAW (MARITAL):** Family law (marital) filings reached a total of 138,520 cases, while this type of family law dispositions numbered 130,286.
 - Method of disposition: 128,764 family law (marital) cases were disposed of before trial and 1,522 after trial.
 - The caseload clearance rate for family law (marital) cases was 94%.
- **FAMILY LAW PETITIONS:** Family law petition filings reached a total of 249,329 cases, while this type of family law dispositions numbered 189,327.
 - Method of disposition: 187,293 family law petition cases were disposed of before trial and 2,034 after trial.
 - The caseload clearance rate for family law petition cases was 76%.

Juvenile Law. Juvenile filings totaled 78,961, and juvenile dispositions numbered 60,862.

- **JUVENILE DELINQUENCY:** Juvenile delinquency filings reached a total of 35,287 cases, while juvenile delinquency dispositions numbered 30,258.
 - Method of disposition: 5,191 juvenile delinquency cases were disposed of before hearing and 25,067 after hearing.
 - The caseload clearance rate for juvenile delinquency cases ranged from 89% for original petitions to 78% for subsequent petitions, with an average of 86% for this case type.
- **JUVENILE DEPENDENCY:** Juvenile dependency filings reached a total of 43,674 cases, while juvenile dependency dispositions numbered 30,604.
 - Method of disposition: 1,338 juvenile dependency cases were disposed of before hearing and 29,266 after hearing.
 - The caseload clearance rate for juvenile dependency cases ranged from 77% for original petitions to 27% for subsequent petitions, with an average of 70% for this case type.

Probate and Mental Health Cases.

- PROBATE: Probate (estate, guardianship, and conservatorship) filings reached a total of 47,170 cases, while probate dispositions numbered 26,827.
 - Method of disposition: 15,349 probate cases were disposed of before hearing and 11,452 after hearing.
 - The caseload clearance rate for all types of probate cases was 57%.
- MENTAL HEALTH: Mental health filings reached a total of 33,154 cases, while mental health dispositions numbered 27,151.
 - Method of disposition: 5,742 mental health cases were disposed of before hearing and 21,407 after hearing.
 - The caseload clearance rate for all types of mental health cases was 82%.

Trials, By Type of Proceeding

- JURY TRIALS: A total of 9,279 jury trials were recorded across all case types. Jury trials held in the Superior Courts in fiscal year 2015–2016 included 4,822 felony, 3,056 misdemeanor, 1,142 civil unlimited, 232 civil limited, and 27 probate and mental health cases.
- ALL COURT TRIALS: A total of 427,276 court trials were recorded across all the case types detailed above (excluding small claims). These included 317 felony, 335,984 misdemeanor and infractions, 32,910 civil unlimited, 25,233 civil limited, and 32,832 probate and mental health cases.
- SMALL CLAIMS TRIALS: A total of 87,459 small claims court trials were recorded, which may be distinguished from criminal and civil court trials for their tendency to be resolved in a single hearing.

Trial Court Workload and Judicial Resources

- Authorized judicial positions in the California Courts in fiscal year 2015–2016 totaled 2,013: 1,726 judges and 287 subordinate judicial officers.
- The 50 new judgeships authorized by Assembly Bill 159, effective January 2008, are still unfunded but are included in the statewide number of judgeships.
- While the number of authorized judicial positions for the year was 2,013, the assessed number of judges needed (AJN) was 2,049 based on the 2016 assessment presented to the Judicial Council at the October 2016 meeting.

The California Court System

California's court system serves a population of more than 39 million people—about 12 percent of the total U.S. population—and processed about 6.2 million cases in fiscal year 2015–2016. The Judicial Branch budget for the 2015-2016 fiscal year excluding infrastructure of \$3.5 billion represents about 2.4 percent of the California state budget and makes possible the case-processing activity detailed above while also providing the basis of support for approximately 2,000 judicial officers and 19,000 Judicial Branch employees statewide.

The vast majority of cases in the California Courts begin in one of the 58 superior, or trial, courts, which reside in each of the state's 58 counties. With more than 500 court buildings throughout the state, these courts hear both civil and criminal cases as well as family, probate, mental health, and juvenile cases. The equivalent of

more than 2,000 judicial positions statewide address the full range of cases heard each year by the Superior Courts, as reflected in the sheer number of case filings and dispositions reported here. The Superior Courts report summaries of their case filing counts to the Judicial Council, and the CSR reports those figures here in aggregate form.

The next level of court authority within the state's Judicial Branch resides with the Courts of Appeal. Most of the cases that come before the Courts of Appeal involve the review of a Superior Court decision that is being contested by a party to the case. The Legislature has divided the state geographically into six appellate districts, each containing a Court of Appeal. Currently, 105 appellate justices preside in nine locations in the state to hear matters brought for review. Totals of Court of Appeal case filings are forwarded to the Judicial Council; these are summarized in the tables that follow.

The Supreme Court sits at the apex of the state's judicial system, and has discretion to review decisions of the Courts of Appeal in order to settle important questions of law and resolve conflicts among the courts of appeal. Although the Supreme Court generally has considerable discretion in determining in which cases to grant review, it must review the appeal in any case in which a trial court has imposed the death penalty. The Supreme Court sends the Judicial Council its annual case filing figures, which are reported here in summary form.

Terminology and Rules for Counting Filings

Technical definitions of most terms used in this CSR can be found in the appendixes. Some core definitions are presented here in more detail.

Appellate Courts

APPEAL. An *appeal* is a proceeding undertaken to have a decision of a lower trial court reviewed by a court with appellate authority over the matter. (Certain limited matters are reviewed by the appellate department of the Superior Courts.) A *notice of appeal* is a written notification filed in the Superior Court to initiate the appeal of a judgment to the Court of Appeal. The Courts of Appeal have appellate jurisdiction in all trial court matters, except when a judgment of death is entered, in which case the Supreme Court has appellate jurisdiction. If the matter is appealable, the court must hear the appeal. A *fully briefed* appeal is one in which all briefs have been filed with the court. *Dismissal* of an appeal involves the termination of a case for reasons other than its merit. An appeal that is awaiting a final decision is said to be *pending*. **Each notice of appeal is counted as one new filing.**

PETITION FOR REVIEW. A *petition for review* is filed in the California Supreme Court to ask that court to exercise its discretion to review a decision issued by a Court of Appeal in an appeal or an original proceeding. The Supreme Court has a total of 90 days to consider a petition for review, after which it loses jurisdiction. If a petition for review is granted by the Supreme Court then full briefing occurs on the case; if a petition is denied then the judgment of the lower court becomes final as to the case.

AUTOMATIC APPEAL. An *automatic appeal* is the appeal following a judgment of death in the trial court. This type of appeal is unique because it moves directly from a Superior Court to the Supreme Court without first being reviewed by a Court of Appeal. Like other types of appeals, is fully briefed before being heard. **An automatic appeal is counted as one new filing.**

ORIGINAL PROCEEDING. An *original proceeding* is an action that may be filed and heard for the first time in an appellate court. This action is not an appeal; rather, it is ordinarily a petition for a writ. Examples of original

proceedings include a writ of mandamus, which instructs a lower court to perform mandatory duties correctly; a writ of prohibition, or an order that forbids certain actions; and a writ of habeas corpus, which is described below. **Each original proceeding is counted as one new filing.**

PETITION FOR A WRIT OF HABEAS CORPUS. A petition for the issuance of a *writ of habeas corpus* is typically filed to contest the legality of a party's imprisonment or conditions of confinement. **Each habeas corpus petition is counted as one new filing.**

WRITTEN OPINION. A *written opinion* is a document issued by an appellate court explaining the terms and reasoning in its disposition of a case. The written opinion includes a statement of the legal facts in the case, relevant points of law, and the court's analysis and rationale for its decision. In addition to the written majority opinion in a case, concurring and dissenting opinions also may be filed in each case. **For each case, only the majority opinion is counted as a written opinion in these tables.**

DISPOSITIONS. The appellate court may dispose of a case by affirming or reversing the action of the lower court, or it may send the case back to the lower court for further proceedings if appropriate.

RECORD OF APPEAL. A *record of appeal* is the compilation of documents and transcripts associated with a given Superior Court case under review by an appellate court. The record is a component of a new appellate case and as such **is not counted separately from the initial appeal.**

REVERSAL OF CASE DECISION. A *reversal* is the overturning of a lower court's decision by an appellate court.

Superior Courts

FILING. In the most general sense, a *filing* is the initiation of a legal action with the court through a carefully prescribed legal procedure.

How Filings Are Counted. The procedure used to count filings for this report follows a set of rules consistent with national standards for statistical reporting. These rules differ according to case type:

- Each filing in a *civil case* pertains to the complaint or petition that has been submitted to the court for action. A given civil complaint may name one or more individuals or groups as its object. However, **regardless of the number of parties named in a case, each civil case is reported as one filing or one disposition.**
- Each filing in a *criminal case* is associated with a single defendant against whom criminal charges have been filed. Multiple criminal charges may occur in a case where different charges have been brought against the same defendant, but **only the single most severe charge against a defendant in a given case is counted as a new criminal filing. When multiple defendants are charged with a crime, multiple filings are reported.**
- Each filing in a *juvenile case* pertains to a minor who is the subject of a petition made to the court for adjudication. A minor may have an initial filing that brought him or her to the attention of the court, and subsequent filings if new petitions or charges are filed over time. This practice continues until termination of the dependency or delinquency jurisdiction by the court or when the minor has reached the legal definition of adulthood. **In a single case involving multiple minors, each minor is counted as a separate filing.**

DISPOSITION. In a general sense, a *disposition* may be described as a final settlement or determination in a case. A disposition may occur either before or after a civil or criminal case has been scheduled for trial. A final judgment, a dismissal of a case, and the sentencing of a criminal defendant are all examples of dispositions. In

certain case types, however, a disposition may merely signal the beginning of the court's authority over a case. For example, after the petition to appoint a conservator is disposed of in conservatorship cases, the court assumes control over that case. Rules for counting and reporting dispositions mirror those for filings, although a case filed in one year may be disposed of by the court in a subsequent year.

California Judicial Branch: Structure and Duties

The Courts

CALIFORNIA SUPREME COURT

www.courts.ca.gov/supremecourt.htm

- Has discretionary authority to review decisions of the Courts of Appeal; jurisdiction to review original petitions for writ relief; direct responsibility for automatic appeals after death penalty judgments
- Hears oral arguments in San Francisco, Los Angeles, and Sacramento

COURTS OF APPEAL

www.courts.ca.gov/courtssofarpeal.htm

- Review the majority of appealable orders or judgments from the Superior Courts; jurisdiction to review original petitions for writ relief
- Six districts, 19 divisions, 9 court locations

SUPERIOR COURTS

www.courts.ca.gov/superiorcourts.htm

- Have trial jurisdiction over all criminal and civil cases filed in their respective counties; guided by state and local laws that define crimes and specify punishments, as well as defining civil duties and liabilities
- A total of 58 courts—one for each California county—each operating in 1 to 46 branches depending on county population, total local caseload, and other factors

Branch and Administration Policy

JUDICIAL COUNCIL OF CALIFORNIA

www.courts.ca.gov/policyadmin-jc.htm

The constitutionally created policymaking body of the California Courts

Branch Agencies

COMMISSION ON JUDICIAL APPOINTMENTS

www.courts.ca.gov/5367.htm

Confirms gubernatorial appointments to the Supreme Court and appellate courts

COMMISSION ON JUDICIAL PERFORMANCE

<http://cjp.ca.gov>

Responsible for maintaining statewide standards for administration of justice and empowered with disciplinary authority to effect the censure, removal, retirement, or private admonishment of judges and commissioners

Decisions subject to review by the California Supreme Court

HABEAS CORPUS RESOURCE CENTER

www.courts.ca.gov/5361.htm

Handles state and federal habeas corpus proceedings; provides training and support for private attorneys who take these cases

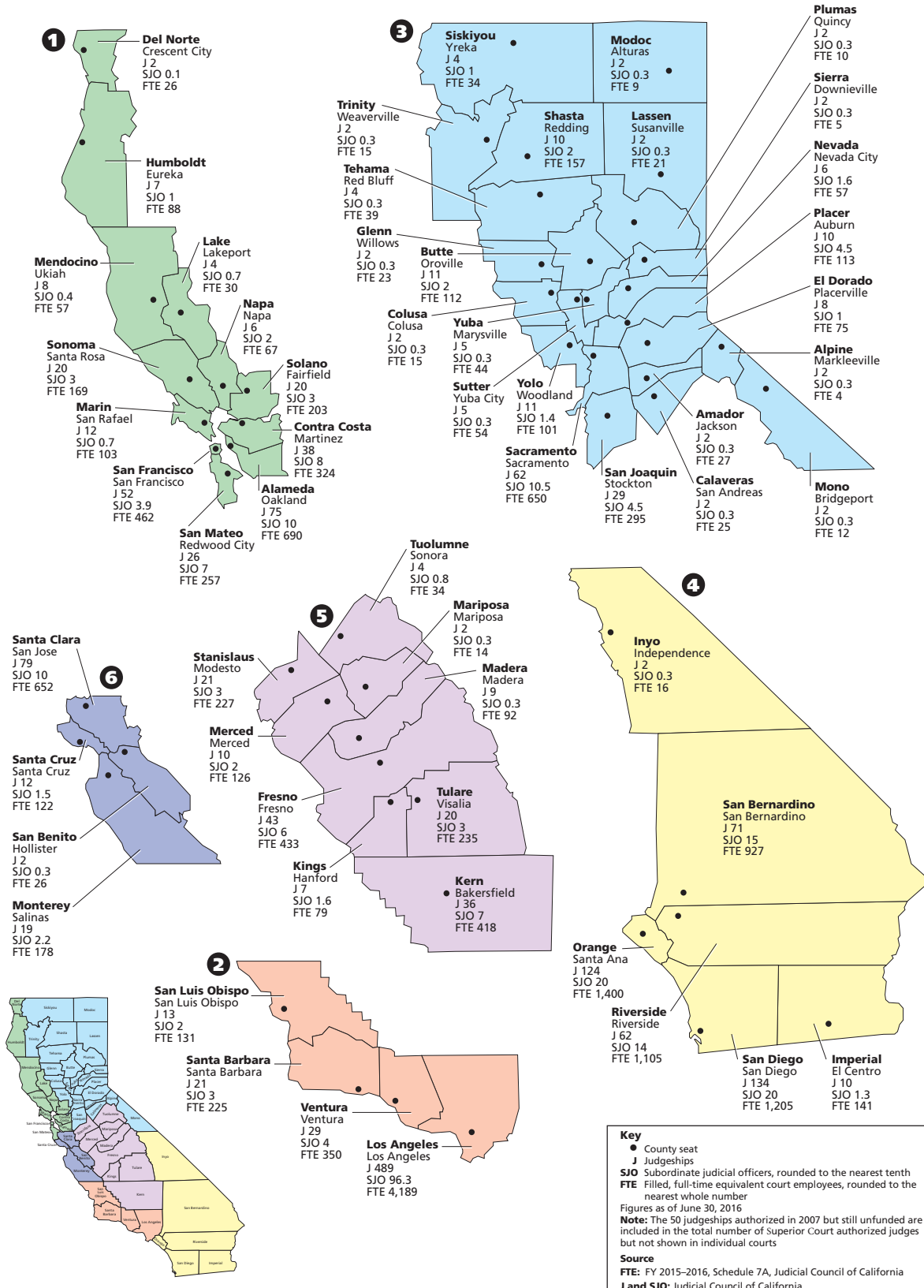
Related

STATE BAR OF CALIFORNIA

www.calbar.ca.gov

Serves the Supreme Court in administrative and disciplinary matters related to attorneys

California Judicial Officers and Court Employees



First Appellate District
 Justices 20
 FTE 95 **1**

Second Appellate District
 Justices 32
 FTE 233 **2**

Third Appellate District
 Justices 11
 FTE 79 **3**

Fourth Appellate District
 Justices 25
 FTE 170 **4**

Fifth Appellate District
 Justices 10
 FTE 71 **5**

Sixth Appellate District
 Justices 7
 FTE 45 **6**

Supreme Court
 Justices 7
 FTE 149

Superior Courts
 Authorized judges 1,726
 Authorized SJOs 286
 Total FTEs 16,695

Supreme Court



Total Filings and Dispositions

	FY07	FY08	FY09	FY10	FY11	FY12	FY13	FY14	FY15	FY16
Filings	9,199	10,752	9,485	9,759	10,328	9,232	8,029	7,907	7,860	8,079
Dispositions	9,320	10,581	9,674	9,528	10,186	9,713	8,481	7,765	7,546	7,946

Figure 1: Total Filings

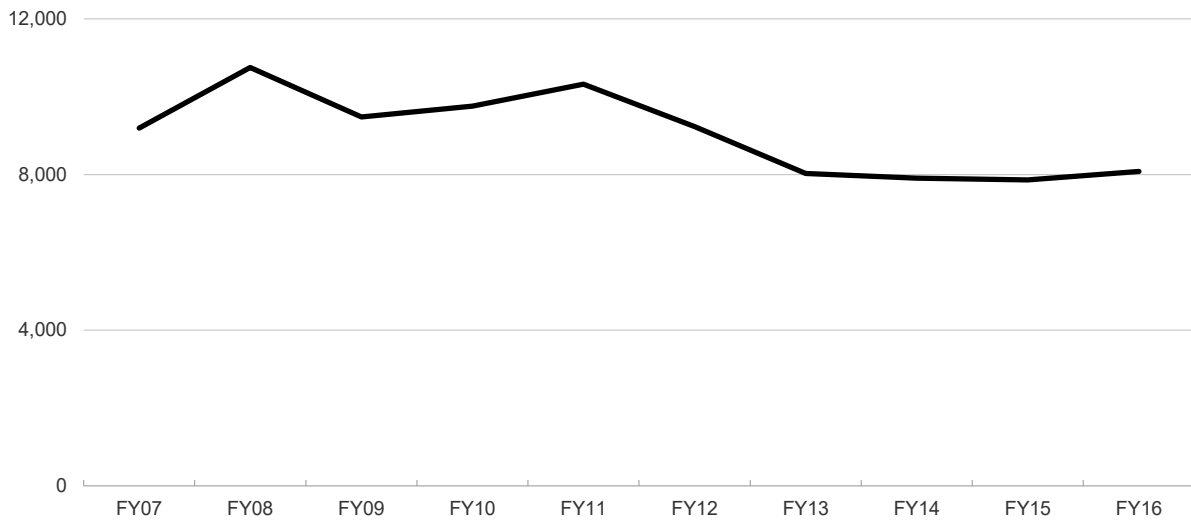
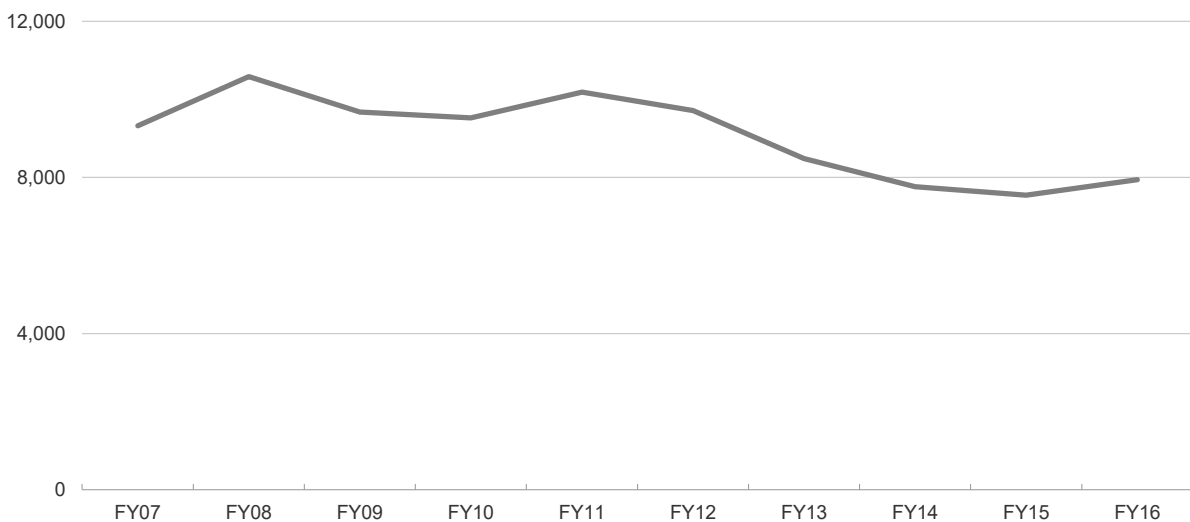


Figure 2: Total Dispositions



— Filings — Dispositions

Figure 3: Petitions for Review ¹

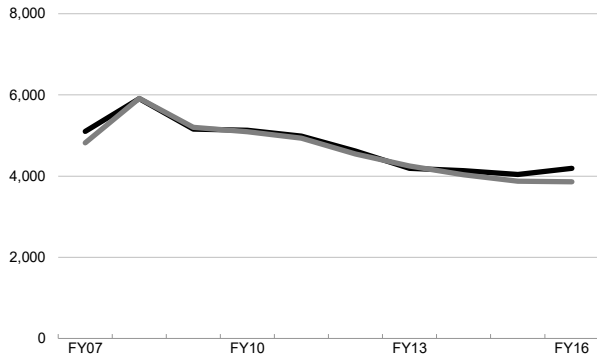


Figure 4: Original Proceedings ²

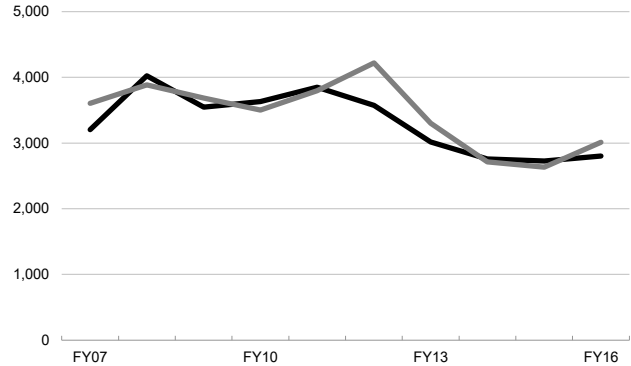


Figure 5: Automatic Appeals (Death Penalty Cases)

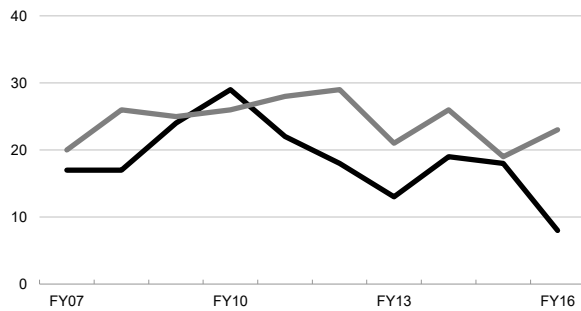


Figure 6: Habeas Corpus Related To Automatic Appeals ³

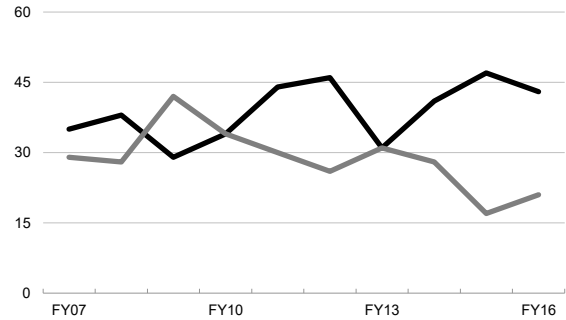
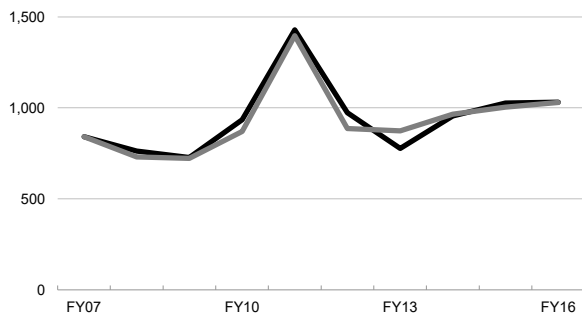


Figure 7: State Bar Matters ⁴



Notes:

- 1 Petitions seeking review following Court of Appeal decision in appeals and writs. Detailed breakout is shown in Figures 8-10c.
- 2 Original petitions for writs filed directly in the Supreme Court. Detailed breakout is shown in Figures 11-13b.
- 3 Includes petitions filed both before the court has issued an opinion in the related automatic appeal and after affirmance.
- 4 Filings include State Bar Court recommendations for disciplinary action, reports of criminal convictions of attorneys, motions for the admissions of attorneys, requests for rule proposals, and other administrative matters relating to the State Bar.

Filings						
Fiscal year	Total (A)	Petitions for review (B)	Original proceedings (C)	Automatic appeals (D)	Habeas Corpus related to automatic appeals (E)	State Bar matters (F)
FY16	8,079	4,193	2,804	8	43	1,031
FY15	7,860	4,041	2,727	18	47	1,027
FY14	7,907	4,134	2,758	19	41	955
FY13	8,029	4,192	3,015	13	31	778
FY12	9,232	4,620	3,575	18	46	973
FY11	10,328	4,984	3,850	22	44	1,428
FY10	9,759	5,128	3,633	29	34	935
FY09	9,485	5,158	3,546	24	29	728
FY08	10,752	5,911	4,023	17	38	763
FY07	9,199	5,102	3,204	17	35	841

Dispositions						
Fiscal year	Total (A)	Petitions for review (B)	Original proceedings (C)	Automatic appeals (D)	Habeas Corpus related to automatic appeals (E)	State Bar matters (F)
FY16	7,946	3,860	3,013	23	21	1,029
FY15	7,546	3,874	2,632	19	17	1,004
FY14	7,765	4,031	2,715	26	28	965
FY13	8,481	4,251	3,304	21	31	874
FY12	9,713	4,549	4,222	29	26	887
FY11	10,186	4,934	3,797	28	30	1,397
FY10	9,528	5,096	3,502	26	34	870
FY09	9,674	5,201	3,683	25	42	723
FY08	10,581	5,913	3,884	26	28	730
FY07	9,320	4,823	3,606	20	29	842

Caseload Clearance						
Fiscal year	Total (A)	Petitions for review (B)	Original proceedings (C)	Automatic appeals (D)	Habeas Corpus related to automatic appeals (E)	State Bar matters (F)
FY16	98%	92%	107%	288%	49%	100%
FY15	96%	96%	97%	106%	36%	98%
FY14	98%	98%	98%	137%	68%	101%
FY13	106%	101%	110%	162%	100%	112%
FY12	105%	98%	118%	161%	57%	91%
FY11	99%	99%	99%	127%	68%	98%
FY10	98%	99%	96%	90%	100%	93%
FY09	102%	101%	104%	104%	145%	99%
FY08	98%	100%	97%	153%	74%	96%
FY07	101%	95%	113%	118%	83%	100%

Column Key:

- (A) Sum of B through F.
- (B) Petitions seeking review following Court of Appeal decision in appeals and writs. Detailed breakout is shown in Figures 8-10c.
- (C) Original petitions for writs filed directly in the Supreme Court. Detailed breakout is shown in Figures 11-13b.
- (D) Death penalty cases.
- (E) Includes petitions filed both before the court has issued an opinion in the related automatic appeal and after affirmance.
- (F) Filings include State Bar Court recommendations for disciplinary action, reports of criminal convictions of attorneys, motions for the admissions of attorneys, request for rule proposals, and other administrative matters relating to the State Bar. Detailed breakout is shown in Table 2.

Figure 8: Total Petitions for Review

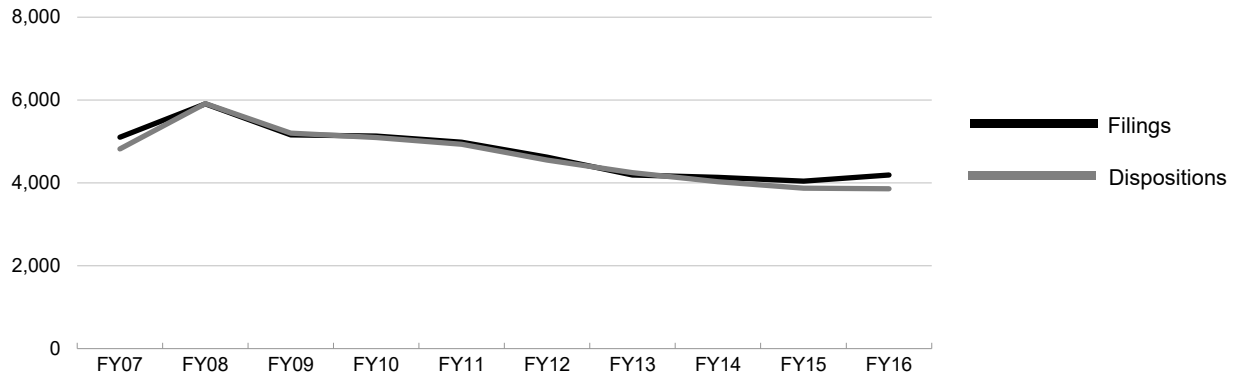


Figure 9: Civil Total

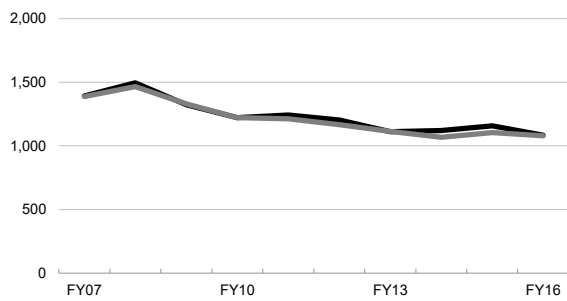


Figure 10: Criminal Total

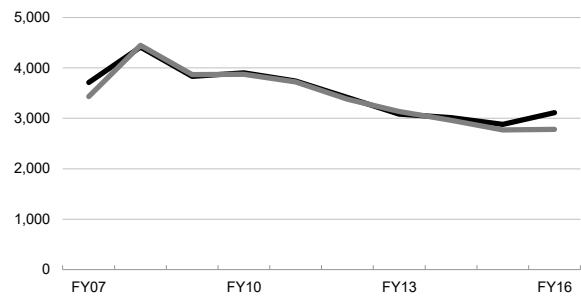


Figure 9a: Civil Appeals ¹

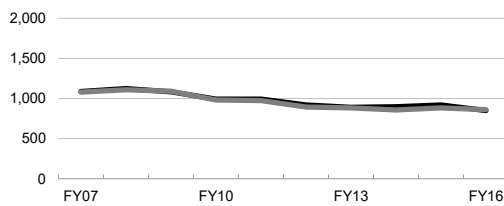


Figure 10a: Criminal Appeals ³

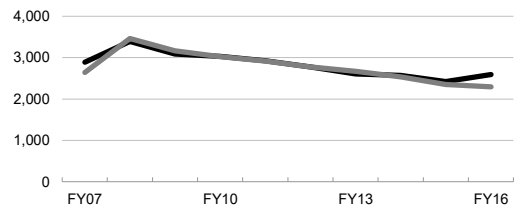


Figure 9b: Civil Writs ²

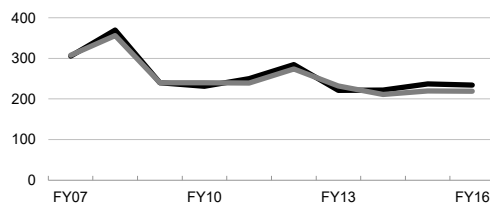
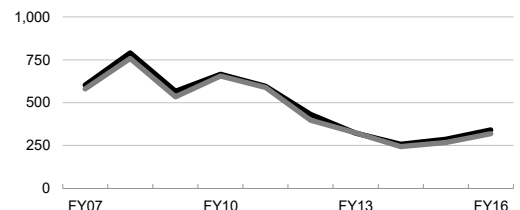


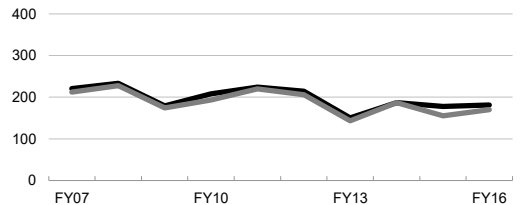
Figure 10b: Criminal Habeas Corpus ⁴



Notes:

- 1 Petitions for review from decisions in civil appeals
- 2 Petitions for review arising from civil original writs filed in the Courts of Appeal
- 3 Petitions for review from decisions in criminal appeals
- 4 Petitions for review arising from habeas corpus petitions filed in the Courts of Appeal
- 5 Petitions for review arising from original criminal writs filed in the Courts of Appeal other than a petition for writ of habeas corpus.

Figure 10c: Criminal – Other Writs ⁵



Filings								
Fiscal year	Grand total (A)	Civil			Criminal			
		Total (B)	Appeals (C)	Writs (D)	Total (E)	Appeals (F)	Habeas Corpus (G)	Other Writs (H)
FY16	4,193	1,083	849	234	3,110	2,588	341	181
FY15	4,041	1,158	921	237	2,883	2,419	286	178
FY14	4,134	1,121	899	222	3,013	2,568	258	187
FY13	4,192	1,111	890	221	3,081	2,608	323	150
FY12	4,620	1,203	918	285	3,417	2,772	431	214
FY11	4,984	1,243	993	250	3,741	2,922	595	224
FY10	5,128	1,223	992	231	3,905	3,031	666	208
FY09	5,158	1,324	1,084	240	3,834	3,089	566	179
FY08	5,911	1,495	1,125	370	4,416	3,393	790	233
FY07	5,102	1,393	1,087	306	3,709	2,886	602	221

Dispositions								
Fiscal year	Grand total (A)	Civil			Criminal			
		Total (B)	Appeals (C)	Writs (D)	Total (E)	Appeals (F)	Habeas Corpus (G)	Other Writs (H)
FY16	3,860	1,079	860	219	2,781	2,292	319	170
FY15	3,874	1,104	884	220	2,770	2,347	268	155
FY14	4,031	1,068	857	211	2,963	2,533	243	187
FY13	4,251	1,114	882	232	3,137	2,670	324	143
FY12	4,549	1,168	894	274	3,381	2,778	397	206
FY11	4,934	1,213	974	239	3,721	2,913	588	220
FY10	5,096	1,223	983	240	3,873	3,025	655	193
FY09	5,201	1,331	1,091	240	3,870	3,161	535	174
FY08	5,913	1,467	1,111	356	4,446	3,460	758	228
FY07	4,823	1,389	1,081	308	3,434	2,641	581	212

Column Key:

- (A) $B + E$.
- (B) $C + D$.
- (C) Cases in which the Court of Appeal case was a civil appeal.
- (D) Cases in which the Court of Appeal case was a civil original proceeding.
- (E) $F + G + H$.
- (F) Cases in which the Court of Appeal case was a criminal appeal.
- (G) Cases in which the Court of Appeal case was a petition for writ of habeas corpus.
- (H) Cases in which the Court of Appeal case was a criminal original proceeding other than a petition for writ of habeas corpus.

	Actions taken on petitions for review						Percentage granted (G)
	Disposed	Total	Granted	Granted and held	Granted and transferred	Denied	
	(A)	(B)	(C)	(D)	(E)	(F)	
Total	3,860	3,860	55	34	46	3,725	3%
Total civil	1,079	1,079	31	16	14	1,018	6%
Civil appeals	860	860	28	16	9	807	6%
Civil writs	219	219	3	0	5	211	4%
Total criminal	2,781	2,781	24	18	32	2,707	3%
Criminal appeals	2,292	2,292	22	14	12	2,244	2%
Criminal writs (excluding habeas corpus)	170	170	2	3	15	150	12%
Habeas Corpus	319	319	0	1	5	313	2%

Column Key:

- (B) Sum of C through F. (Administrative dispositions are not included in this table.)
- (G) $(C + D + E) / B$

Figure 11: Total Original Proceedings

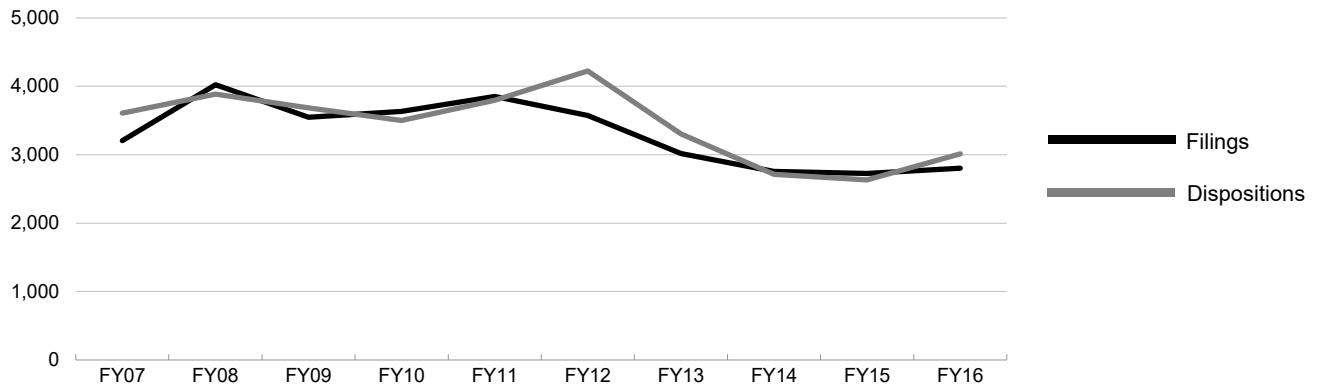


Figure 12: Civil Total ¹

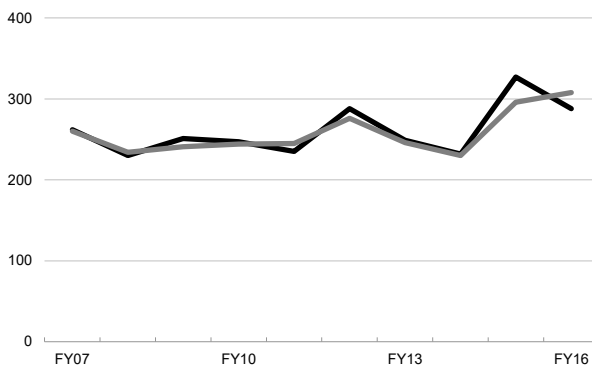


Figure 13: Criminal Total

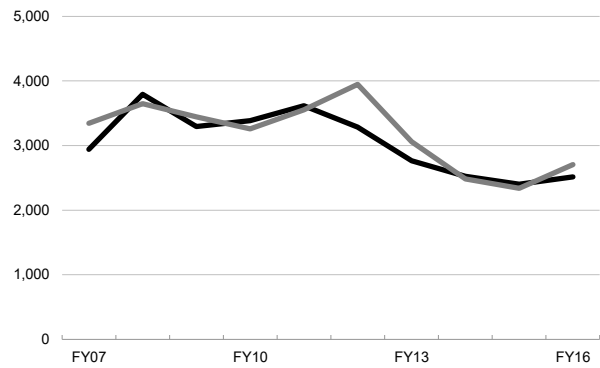


Figure 13a: Criminal Habeas Corpus ²

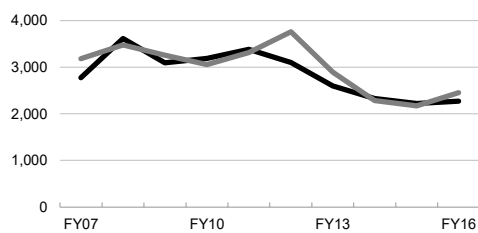
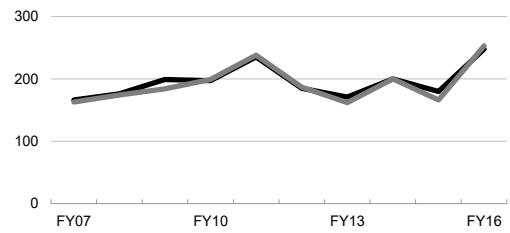


Figure 13b: Criminal – Other Writs ³



Notes:

- 1 Includes original writ petitions, questions of state law referred by the federal courts, accusations against attorneys, and petitions pertaining to Commission on Judicial Performance proceedings.
- 2 Petitions for writs of habeas corpus filed in the Supreme Court's original jurisdiction, not including filings related to automatic appeals.
- 3 Primarily petitions for writ of mandate and/or prohibition.

Filings							
Fiscal year	Grand total (A)	Civil			Criminal		
		Total (B)	PUC (C)	Other (D)	Total (E)	Habeas Corpus (F)	Other Writs (G)
FY16	2,804	288	2	286	2,516	2,268	248
FY15	2,727	327	0	327	2,400	2,220	180
FY14	2,758	232	2	230	2,526	2,326	200
FY13	3,015	249	0	249	2,766	2,595	171
FY12	3,575	288	0	288	3,287	3,102	185
FY11	3,850	235	2	233	3,615	3,380	235
FY10	3,633	247	3	244	3,386	3,189	197
FY09	3,546	251	0	251	3,295	3,096	199
FY08	4,023	230	1	229	3,793	3,617	176
FY07	3,204	262	6	256	2,942	2,776	166

Dispositions							
Fiscal year	Grand total (A)	Civil			Criminal		
		Total (B)	PUC (C)	Other (D)	Total (E)	Habeas Corpus (F)	Other Writs (G)
FY16	3,013	308	1	307	2,705	2,452	253
FY15	2,632	296	1	295	2,336	2,170	166
FY14	2,715	230	1	229	2,485	2,285	200
FY13	3,304	246	0	246	3,058	2,896	162
FY12	4,222	276	0	276	3,946	3,759	187
FY11	3,797	245	3	242	3,552	3,314	238
FY10	3,502	244	2	242	3,258	3,059	199
FY09	3,683	241	3	238	3,442	3,258	184
FY08	3,884	234	2	232	3,650	3,476	174
FY07	3,606	260	2	258	3,346	3,183	163

Column Key:

- (A) $B + E$.
- (B) $C + D$.
- (C) Petitions for review of Public Utility Commission matters originally filed in the Court of Appeal are reflected in Figure 9b.
- (D) Includes original writ petitions, questions of state law referred by the federal courts, accusations against attorneys, and petitions pertaining to Commission on Judicial Performance proceedings.
- (E) $F + G$.
- (F) Petitions for writs of habeas corpus filed in the Supreme Court's original jurisdiction, not including filings related to automatic appeals.
- (G) Primarily petitions for writ of mandate and/or prohibition.

Figure 14: Total State Bar Matters Filed ¹

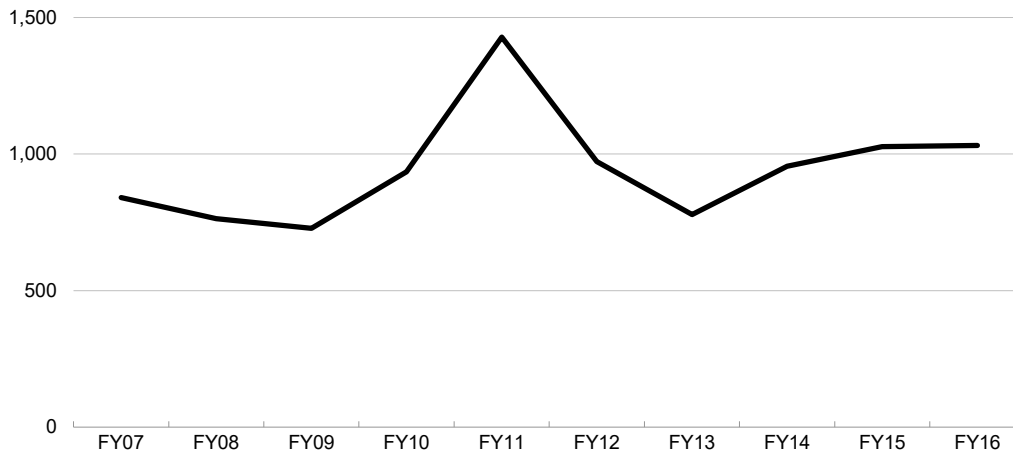


Table 2: Types of State Bar Matters Filed

Fiscal Year	Total	Admission	Discipline	Other	Reinstatement	Resignation	Rule Proposal
FY16	1,031	3	482	10	3	532	1
FY15	1,027	4	512	10	2	498	1
FY14	955	3	456	4	5	485	2
FY13	778	4	462	8	2	297	5
FY12	973	6	610	3	0	351	3
FY11	1,428	0	1,003	5	3	417	0
FY10	935	2	654	4	5	268	2
FY09	728	6	413	10	10	286	3
FY08	763	3	401	9	4	340	6
FY07	841	2	396	2	1	438	2

Note:

¹ Filings include State Bar Court recommendations for disciplinary action, reports of criminal convictions of attorneys, motions for the admission of attorneys, requests for rule proposals, and other administrative matters relating to the State Bar.

Figure 15: Written Opinions

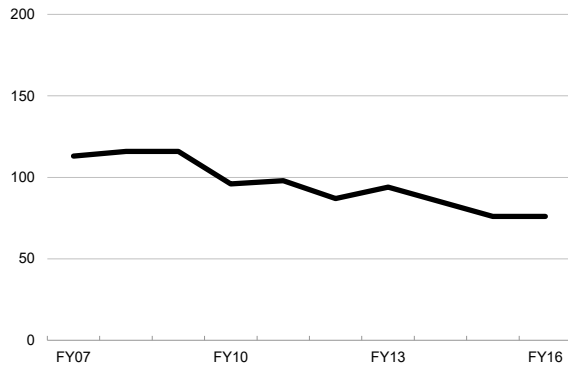


Figure 16: Original Proceedings

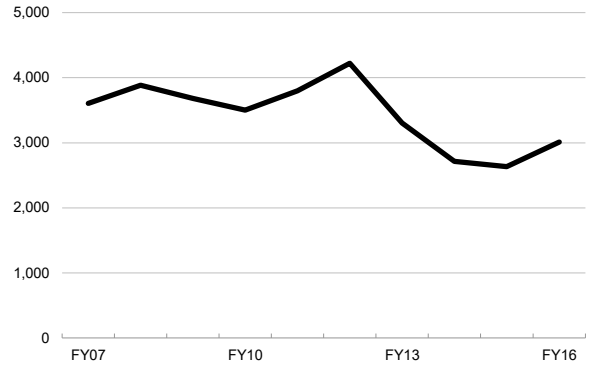


Figure 17: Petitions for Review ¹ Granted

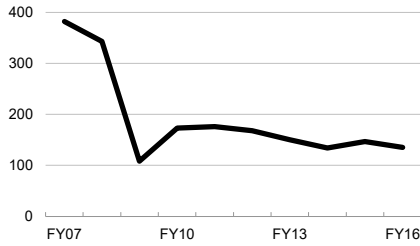


Figure 18: Petitions for Review ¹ Denied

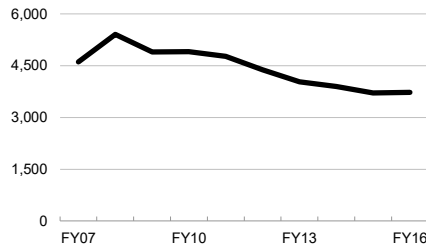


Figure 19: Petitions for Review ¹ Percent Granted

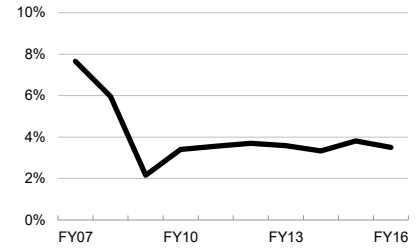


Figure 20: Rehearings – Granted

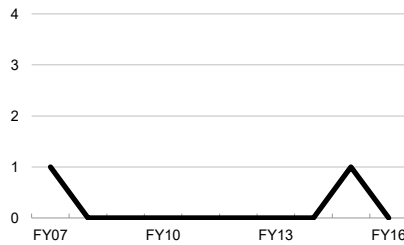


Figure 21: Rehearings – Denied

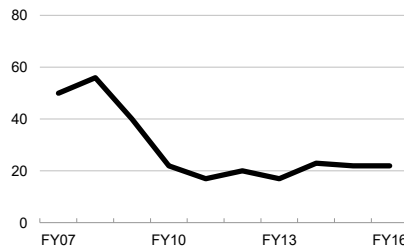
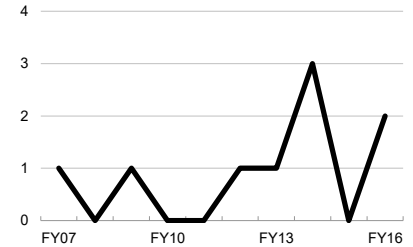


Figure 22: Executive Clemency Applications ²



Notes:

1 The Supreme Court's exercise of its discretion to grant or deny petitions for review constitutes a significant part of its workload.

2 See Cal. Const., art. V, § 8.

Fiscal year	Written opinions (A)	Petitions for review*					Original proceedings		
		Granted (B)	Granted and held (C)	Granted and transferred (D)	Denied (E)	Percentage granted (F)	Total (G)	Alternative writs or orders to show cause (H)	Other dispositions (I)
FY16	76	55	34	46	3,725	3%	3,013	12	3,001
FY15	76	61	48	38	3,711	4%	2,632	10	2,622
FY14	85	59	47	28	3,896	3%	2,715	1	2,714
FY13	94	61	46	43	4,032	4%	3,304	4	3,300
FY12	87	63	71	34	4,378	4%	4,222	12	4,210
FY11	98	71	69	36	4,769	4%	3,797	5	3,792
FY10	96	86	44	43	4,911	3%	3,502	4	3,498
FY09	116	39	33	36	4,896	2%	3,683	20	3,663
FY08	116	82	210	51	5,406	6%	3,884	11	3,873
FY07	113	92	252	38	4,609	8%	3,606	11	3,595

Column Key:

(F) $(B + C + D) / (B + C + D + E)$.

(I) Original proceedings disposed of without an alternative writ or order to show cause, e.g., denials and administrative transfers to the Court of Appeal.

Note:

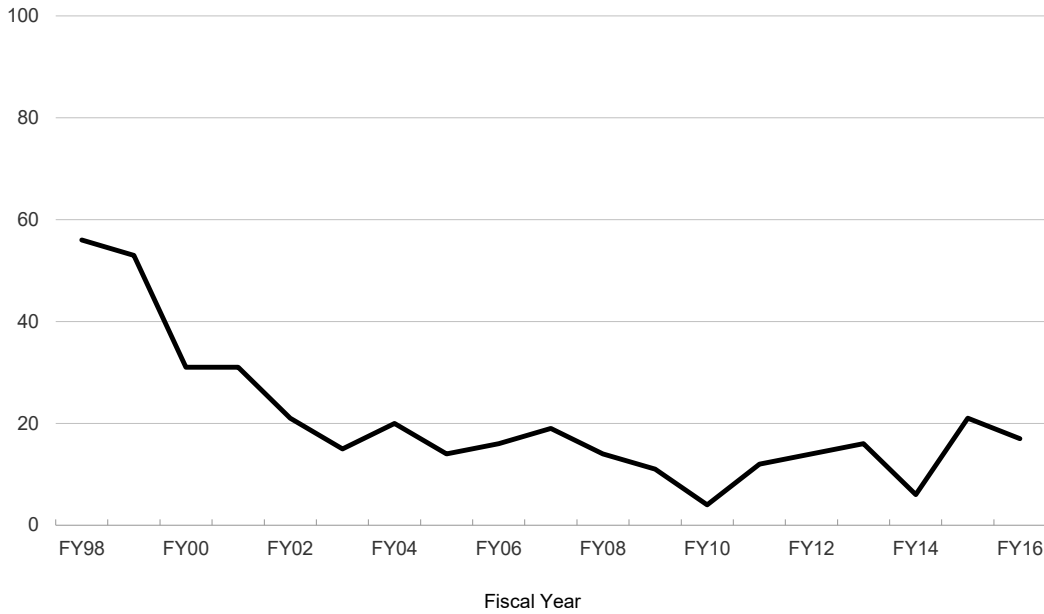
(*) The Supreme Court's exercise of its discretion to grant or deny petitions for review constitutes a significant part of its workload.

Fiscal year	Rehearings		Executive clemency applications (C)
	Granted (A)	Denied (B)	
FY16	0	22	2
FY15	1	22	0
FY14	0	23	3
FY13	0	17	1
FY12	0	20	1
FY11	0	17	0
FY10	0	22	0
FY09	0	40	1
FY08	0	56	0
FY07	1	50	1

Column Key:

(C) See Cal. Const., art. V, § 8.

Figure 30: Depublished Opinions ¹



Note:

¹ Depublished opinions are Court of Appeal opinions that the Court of Appeal has certified for publication but that the Supreme Court, acting under its constitutional power over opinion publication (Cal. Const., art. VI, § 14), orders not published in the Official Reports, and that may be cited or relied upon only in limited circumstances (see Cal. Rules of Court, rule 8.1115(b)). For information on the total number of published and unpublished opinions issued by the Courts of Appeal, see Table 7 and Figures 28-32 in the Courts of Appeal section.

Fiscal year	Depublished opinions (A)
FY16	17
FY15	21
FY14	6
FY13	16
FY12	14
FY11	12
FY10	4
FY09	11
FY08	14
FY07	19
FY06	16
FY05	14
FY04	20
FY03	15
FY02	21
FY01	31
FY00	31
FY99	53
FY98	56

Column Key:

(A) Depublished opinions are Court of Appeal opinions that the Court of Appeal has certified for publication but that the Supreme Court, acting under its constitutional power over opinion publication (Cal. Const., art VI, § 14), orders not published in the Official Reports, and that may be cited or relied upon only in limited circumstances (see Cal. Rules of Court, rule 8.1115(b)). For information on the total number of published and unpublished opinions issued by the Courts of Appeal, see Table 7 and Figures 28-32 in the Courts of Appeal section.

**Capital Cases in Which the Record Was Not Certified for
Completeness Within 90 Days, and for Accuracy Within 120 Days**

Supreme Court
Table 3

Fiscal Year 2015–2016

In the following cases, the record was not certified for completeness within **90 days**. (See Penal Code, § 190.8(d).)

County	Supreme Court case number	Name	Superior Court case number	Sentence date
---------------	--------------------------------------	-------------	---------------------------------------	--------------------------

There are no cases to report.

In the following cases, the record was not certified for accuracy within **120 days**. (See Penal Code, § 190.8 (g).)

County	Supreme Court case number	Name	Superior Court case number	Sentence date
---------------	--------------------------------------	-------------	---------------------------------------	--------------------------

There are no cases to report.

Courts of Appeal

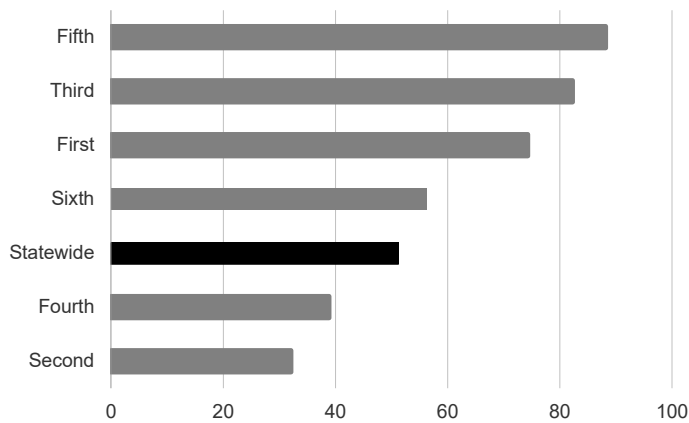


District	Number of authorized justices (A)	Full-time judge equivalents (B)	Pending fully briefed appeals (C)	Appeals becoming fully briefed (D)	Appeals disposed of by written opinion (E)	Majority opinions	
						Appeals (F)	Original proceedings (G)
Statewide	105	103.7	5,104	10,268	9,967	9,739	383
First	20	20.0	986	1,444	1,327	1,279	100
Second	32	31.8	1,057	3,180	3,294	3,262	80
Third	11	11.0	881	1,169	1,071	1,058	11
Fourth	25	24.5	1,093	3,006	2,812	2,763	124
Fifth	10	9.0	731	852	829	786	52
Sixth	7	7.3	356	617	634	591	16

Column Key:

- (A) Authorized justices as of June 30, 2016. Does not include assistance received through assignments.
- (B) "Full-time judge equivalents" includes a court's regular number of judges, plus 60 percent of the time reported for judges assigned to the court (translated into full-time positions), minus the time reported for the assignments of the court's regular members to another court and for unfilled vacancies (translated into full-time positions).
- (C) Appeals argued, calendared, or ready as of June 30, 2016.
- (D) The total number of appeals that became fully briefed during fiscal year 2015–16.
- (E) Appeals disposed of by opinion during fiscal year 2015–16. Includes appeals filed prior to fiscal year 2015–16.
- (F) The number of written opinions that decided appeals. One opinion may have decided more than one appeal.
- (G) The number of written opinions that decided original proceedings. One opinion may have decided more than one case.

Figure 1: Ratio of Pending Fully Briefed Appeals per 100 Appeals Disposed of by Written Opinion



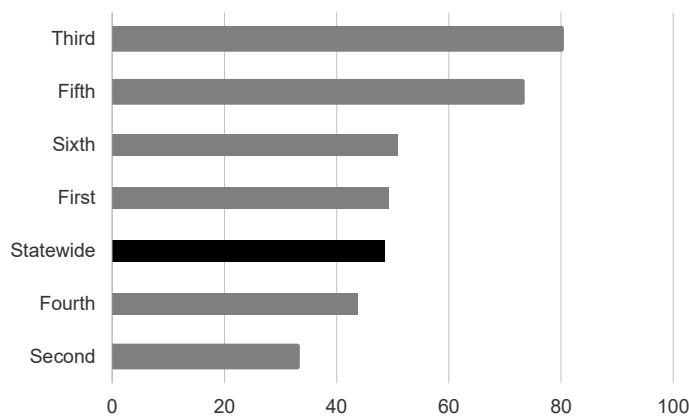
This ratio is a measure of pending workload as well as judicial productivity and is an estimate of the time a court needs to dispose of pending fully briefed appeals. A ratio of 100 is equivalent to one year, 50 is equivalent to six months, and so forth. The estimate is based on the assumption that the court will decide the same number of appeals in the next fiscal year as in 2015–16.

The Second District had 32 fully briefed appeals per 100 appeals disposed of by opinion in 2015–16, the lowest ratio among the six appellate districts.

The Fifth District had 88 pending fully briefed appeals per 100 appeals disposed of by opinion, the highest ratio among the six appellate districts.

The statewide average increased from 44 in 2014–15 to 51 in 2015-16.

Figure 2: Pending Fully Briefed Appeals per Authorized Justice as of June 30, 2016

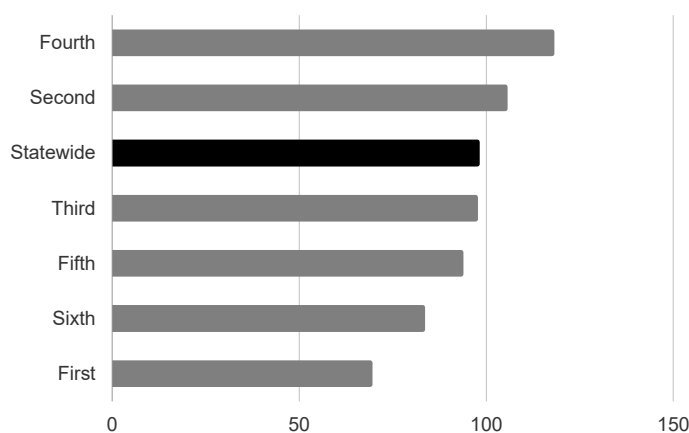


The Third District reported the highest number of pending fully briefed appeals per authorized justice, 80.

The Second District reported the lowest number of pending fully briefed appeals per authorized justice, 33.

The statewide average increased from 39 in 2014–15 to 49 in 2015-16.

Figure 3: Majority Opinions per Judge Equivalent



“Judge equivalent” refers to the number of authorized justices adjusted for judicial vacancies, assistance given to other courts, and judicial assistance received.

The statewide average opinions per judge equivalent was 98 in 2015–16, compared to 95 in 2014–15.

The Fourth District reported the highest rate, 118 opinions per judge equivalent—21 percent higher than the statewide average.

The First District reported the lowest opinion rate, 69 per judge equivalent.

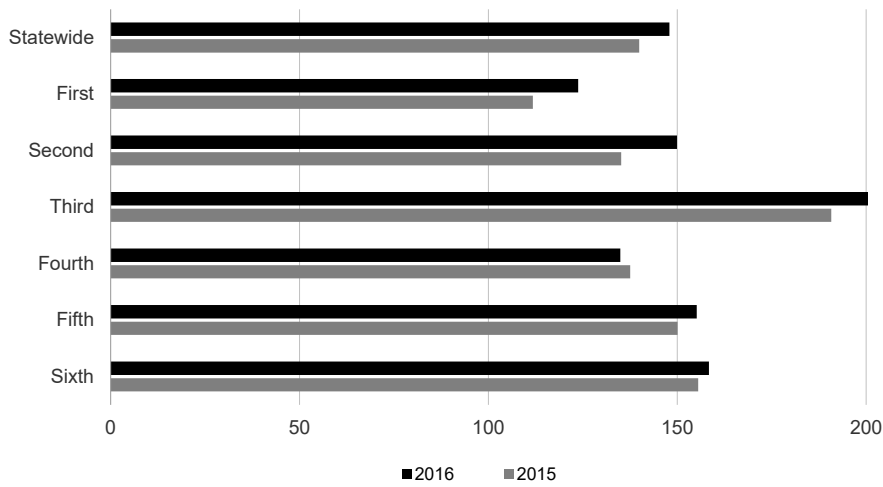
Beyond an optimum number of opinions (not yet identified), high rates of disposition indicate overload and a need for additional justices.

District	Pending appeals as of 6/30/15 (A)	Notices filed in FY 2015–16 (B)	Total appeals disposed of in FY 2015–16 (C)	Pending appeals as of 6/30/16 (D)	Number of authorized justices (E)
Statewide	14,689	15,674	16,012	15,535	105
First	2,236	2,099	2,011	2,476	20
Second	4,325	5,438	5,319	4,798	32
Third	2,099	1,889	1,882	2,226	11
Fourth	3,439	4,080	4,535	3,374	25
Fifth	1,501	1,306	1,331	1,552	10
Sixth	1,089	862	934	1,109	7

Column Key:

- (A), (B) Includes appeals for which the record has not been filed.
- (D) Includes appeals for which the record has not been filed.
- (E) Authorized justices as of June 30, 2016.

Figure 4: Pending Appeals: Caseload Comparison per Authorized Justice

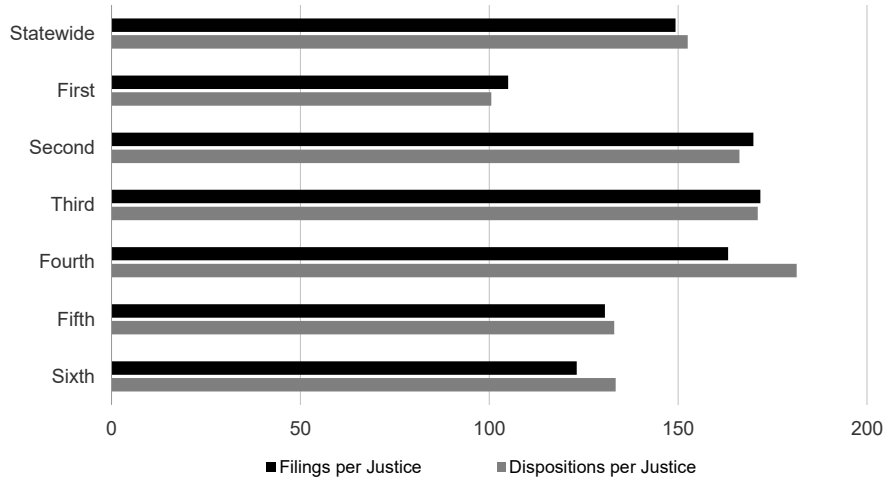


Depicts the change in courts' inventories of appeals per authorized justice by showing pending cases as of June 30, 2015, and pending cases as of June 30, 2016.

The Third District had the highest level of pending appeals per justice as of June 30, 2016—37 percent higher than the statewide average.

The statewide average of pending appeals per justice was 140 as of June 30, 2015, and 148 as of June 30, 2016—an increase of 6 percent.

Figure 5: Filings and Dispositions: Caseload Comparison per Authorized Justice



The number of filings and dispositions relates to a court's pending caseload; disposing fewer cases than were filed in a time period would add to the number of pending cases and court backlog.

The Third District had the highest levels of filings per justice in 2015-2016. Filings per justice in the Third District were 15 percent higher than the statewide average. The Fourth District had the highest levels of dispositions per justice in 2015–16. Dispositions per justice in the Fourth District were 19 percent higher than the statewide average.

The First District had the lowest levels of filings and dispositions per justice.

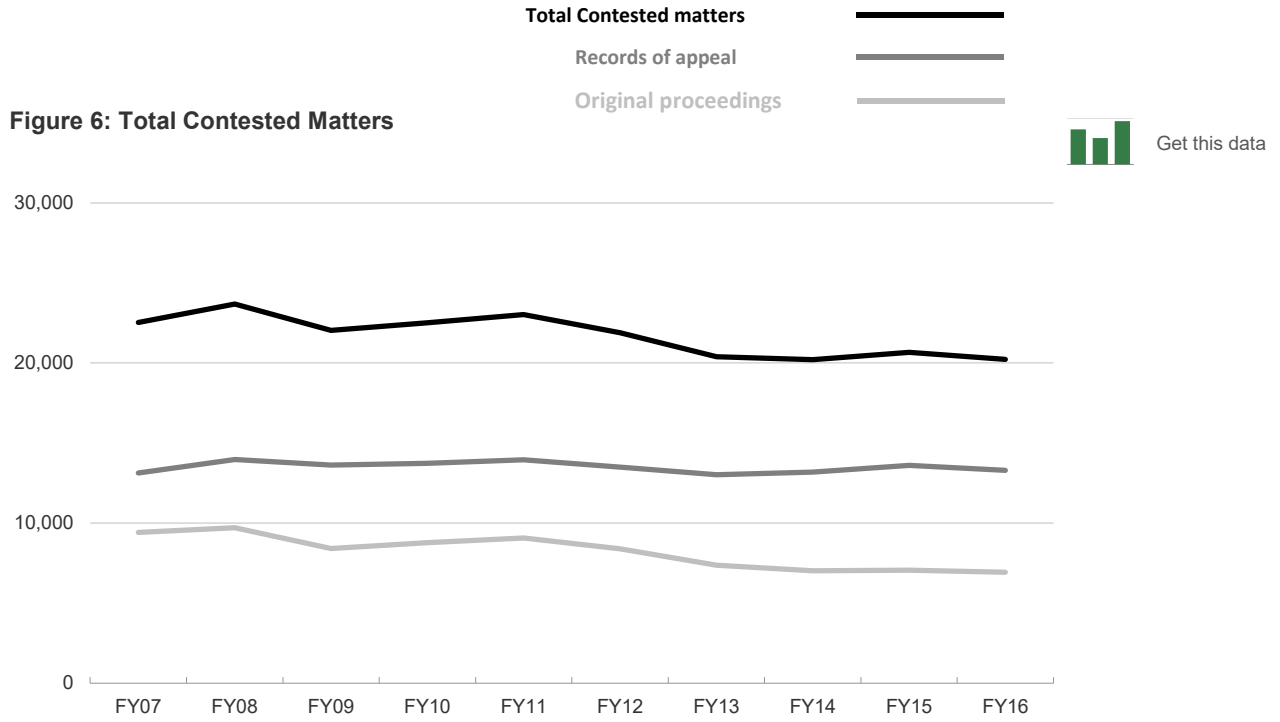


Figure 7: Total Contested Matters per Authorized Justice

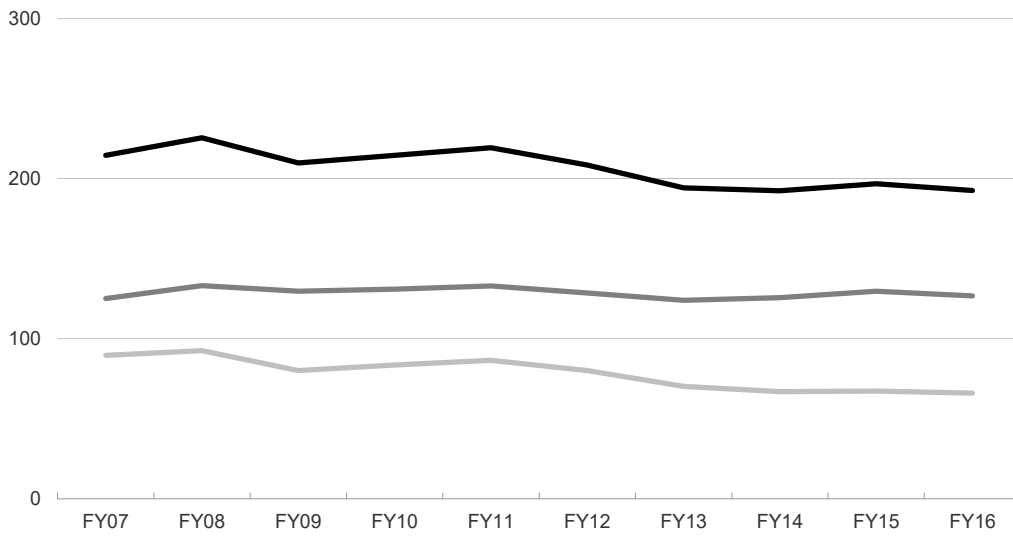


Figure 8: All Districts

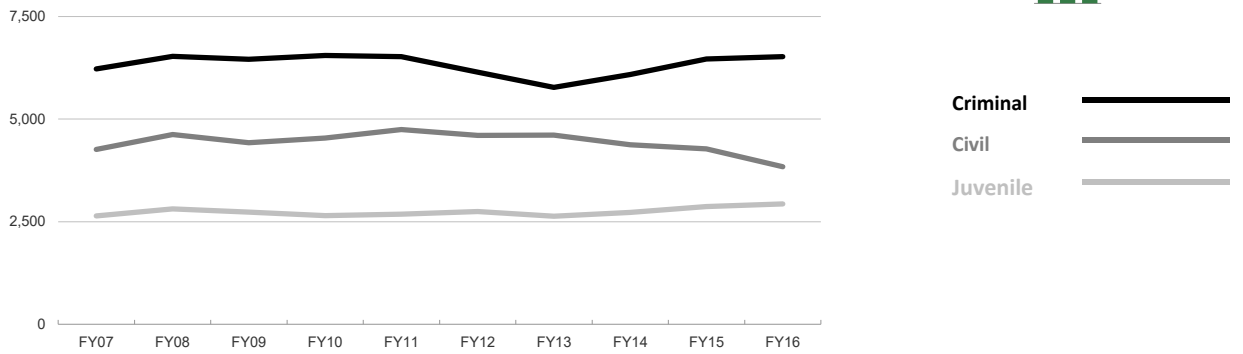


Figure 9: First District

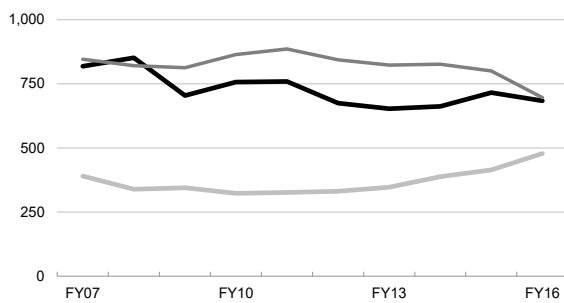


Figure 10: Second District

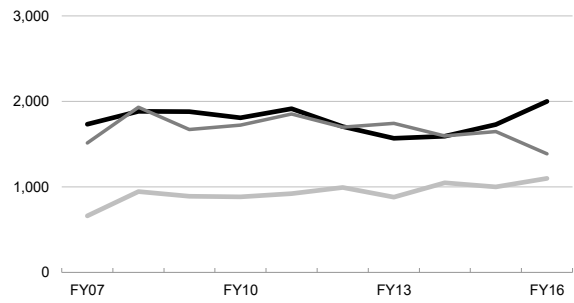


Figure 11: Third District

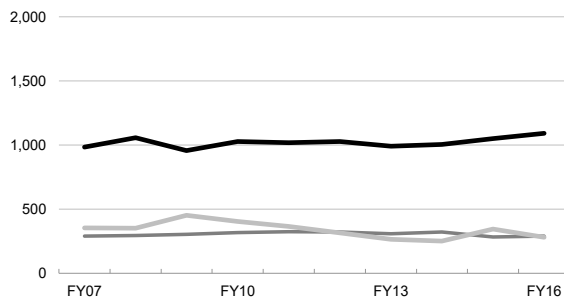


Figure 12: Fourth District

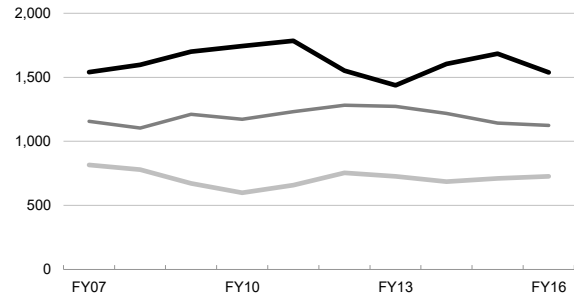


Figure 13: Fifth District

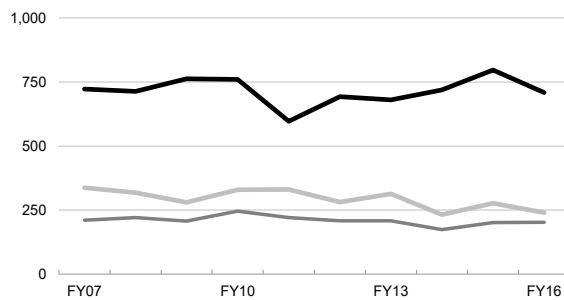


Figure 14: Sixth District

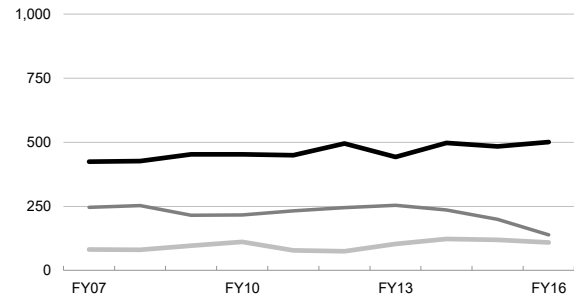
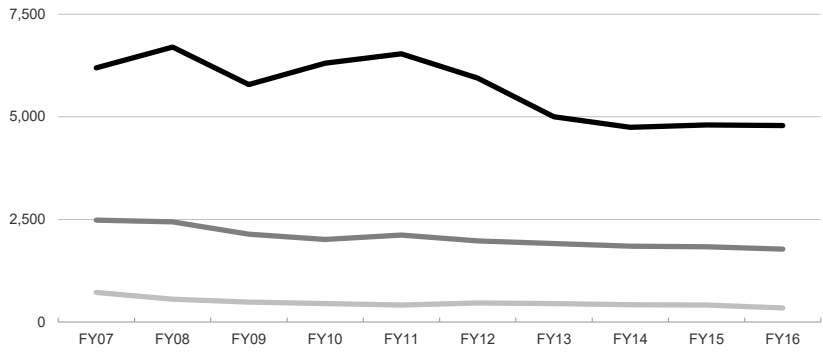


Figure 15: All Districts



Get this data

Criminal

Civil

Juvenile

Figure 16: First District

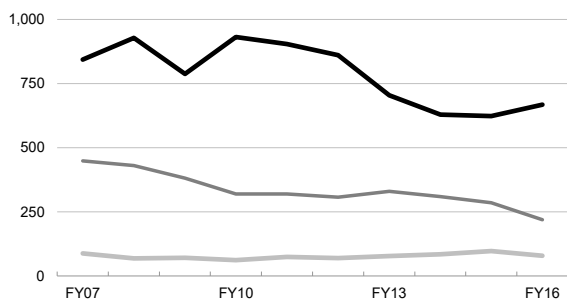


Figure 17: Second District

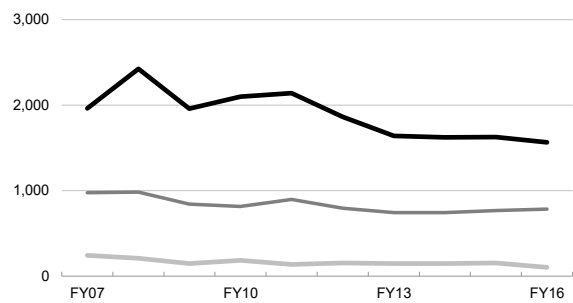


Figure 18: Third District

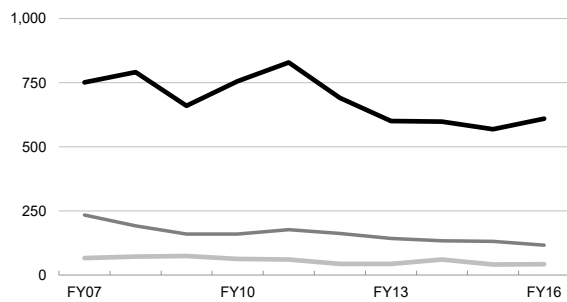


Figure 19: Fourth District

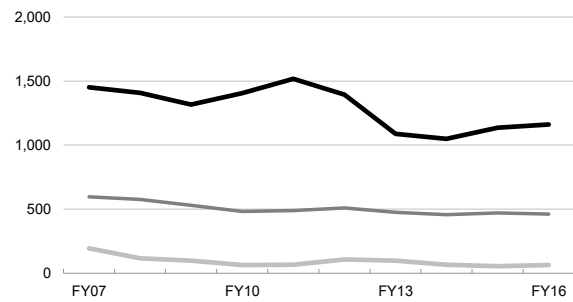


Figure 20: Fifth District

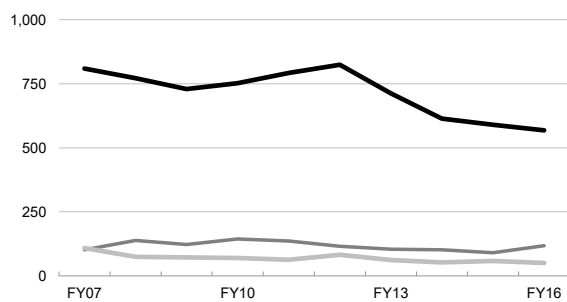
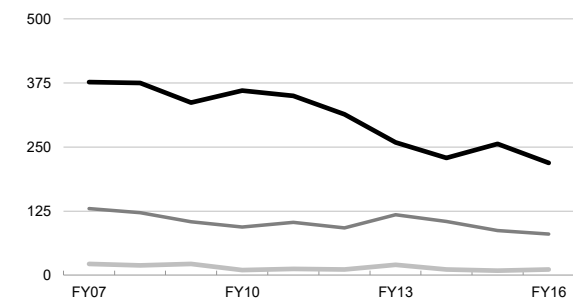


Figure 21: Sixth District





Affirmed Reversed Dismissed

Figure 22: Total appeals

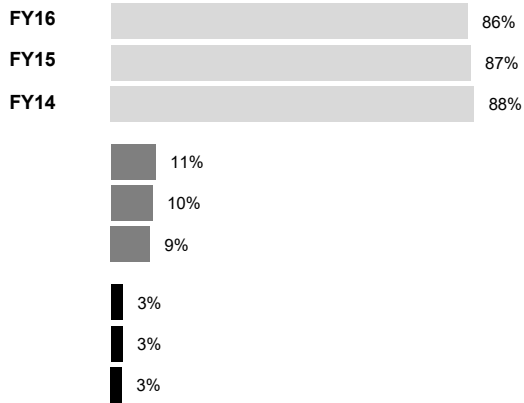


Figure 23: Criminal appeals by defendants

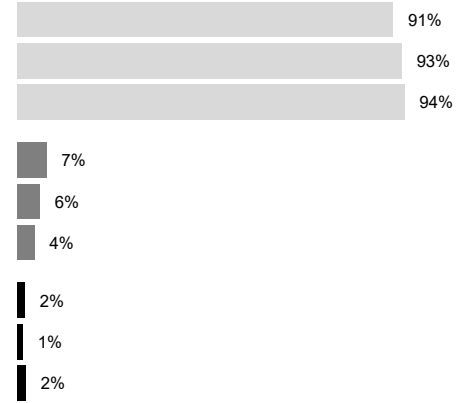


Figure 24: Criminal appeals by prosecution

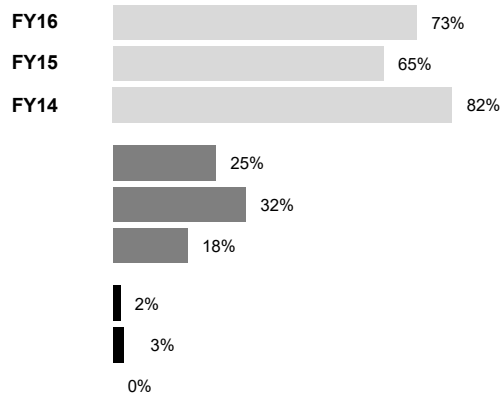


Figure 25: Civil appeals

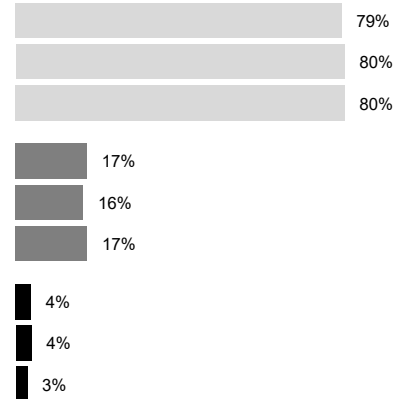


Figure 26: Juvenile appeals (criminal violation)

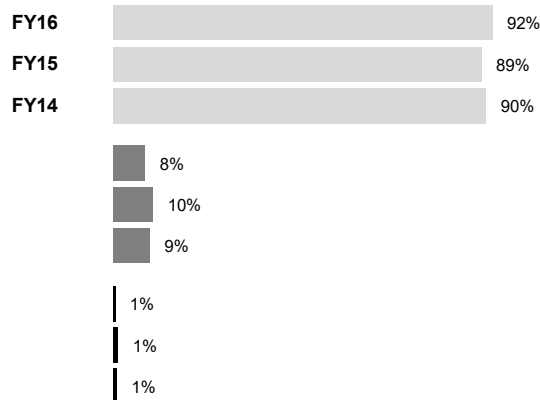


Figure 27: Other juvenile appeals

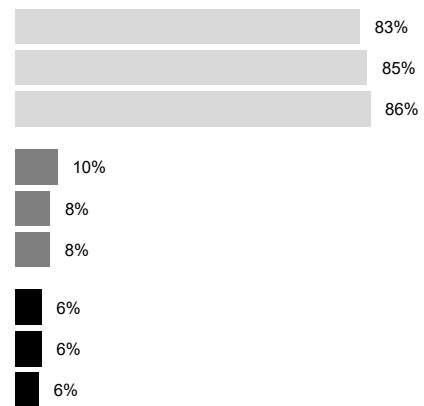




Figure 28: Total Appeals

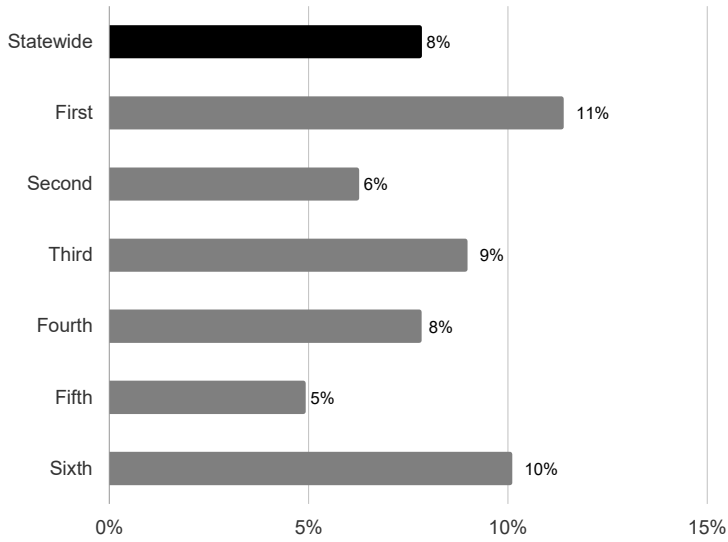


Figure 29: Criminal Appeals

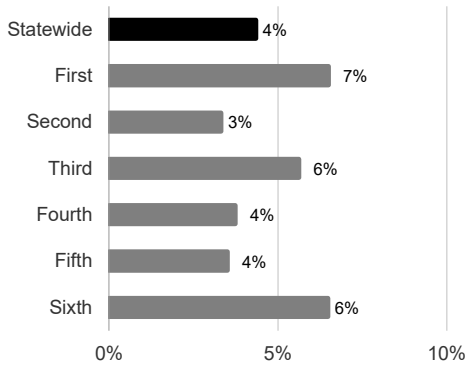


Figure 30: Civil Appeals

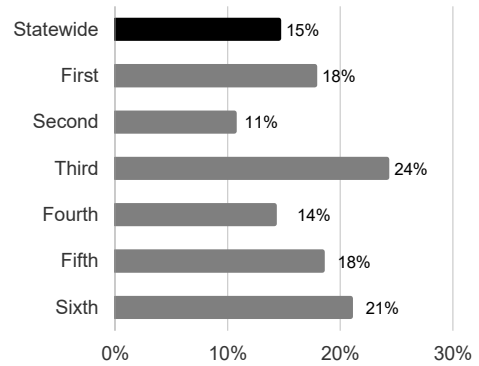


Figure 31: Juvenile Appeals

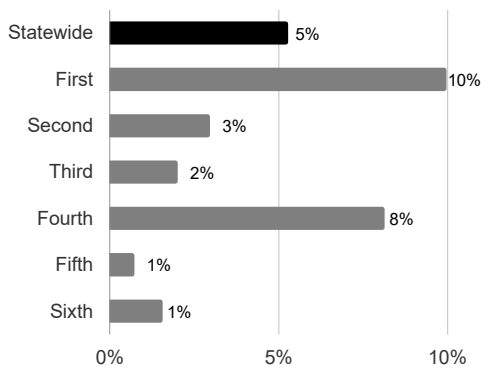
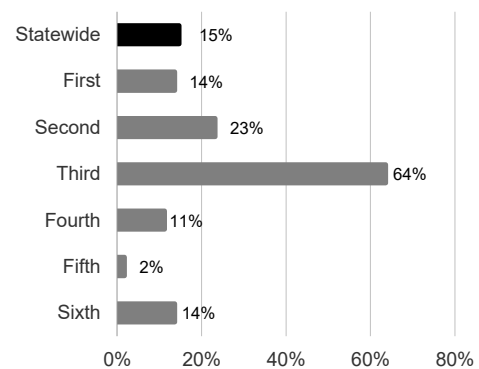






















Figure 32: Original Proceedings



Fiscal Year 2015–16

<u>Court District</u>	<u>Division</u>	<u>Location</u>	<u>90% of Appeals Processed Within (days)</u>	<u>Median Time in Days</u>
Second	5	Los Angeles	622	 404
Fourth	1	San Diego	666	 438
Second	4	Los Angeles	705	 446
Second	6	Ventura	615	 455
Second	2	Los Angeles	703	 457
First	1	San Francisco	714	 463
First	5	San Francisco	692	 470
Second	8	Los Angeles	677	 477
Second	1	Los Angeles	780	 484
Statewide			842	 506
First	3	San Francisco	1,052	 514
Fifth		Fresno	709	 518
Fourth	3	Santa Ana	711	 523
Second	7	Los Angeles	782	 531
Fourth	2	Riverside	859	 540
Second	3	Los Angeles	845	 554
First	2	San Francisco	900	 562
First	4	San Francisco	1,115	 683
Third		Sacramento	1,240	 718
Sixth		San Jose	1,168	 731

**Criminal Appeals: Time From Notice of Appeal to Filing Opinion
(90th Percentile and Median)**

Fiscal Year 2015–16

Court District	Division	Location	90% of Appeals Processed Within (days)	Median Time in Days
Second	6	Ventura	538	316
Second	5	Los Angeles	501	329
Fourth	2	Riverside	585	370
Second	8	Los Angeles	579	371
Second	2	Los Angeles	588	389
Second	1	Los Angeles	638	391
Fourth	1	San Diego	667	400
First	1	San Francisco	813	402
Third		Sacramento	976	404
Second	7	Los Angeles	648	410
Second	3	Los Angeles	678	426
Statewide			749	427
Second	4	Los Angeles	612	436
First	4	San Francisco	924	460
Fourth	3	Santa Ana	725	464
First	5	San Francisco	825	473
First	3	San Francisco	902	486
Sixth		San Jose	884	493
First	2	San Francisco	922	516
Fifth		Fresno	878	648

5727

Summary of Filings and Dispositions
Fiscal Years 2014–15 and 2015–16

Courts of Appeal
Table 3

Court	Filings						Dispositions									
	Total			Notices of appeal			Total			Notices of appeal			Original proceedings			
	FY16	FY15	FY16	FY16	FY15	FY16	FY16	FY15	FY16	FY16	FY15	FY16	FY16	FY15	FY16	FY15
Statewide	22,595	23,265	15,674	16,211	6,921	7,054	22,931	22,084	16,012	15,283	6,919	6,801				
First District	3,065	3,185	2,099	2,180	966	1,005	2,938	2,887	2,011	1,967	927	920				
Division 1	—	—	—	—	—	—	612	635	425	437	187	198				
Division 2	—	—	—	—	—	—	584	526	397	362	187	164				
Division 3	—	—	—	—	—	—	613	602	425	415	188	187				
Division 4	—	—	—	—	—	—	524	532	337	346	187	186				
Division 5	—	—	—	—	—	—	605	592	427	407	178	185				
Second District	7,891	7,718	5,438	5,167	2,453	2,551	7,791	7,470	5,319	4,995	2,472	2,475				
Division 1	—	—	—	—	—	—	902	884	578	560	324	324				
Division 2	—	—	—	—	—	—	866	906	549	578	317	328				
Division 3	—	—	—	—	—	—	923	845	599	539	324	306				
Division 4	—	—	—	—	—	—	891	830	563	520	328	310				
Division 5	—	—	—	—	—	—	899	883	584	572	315	311				
Division 6	882	846	648	608	234	238	926	821	691	586	235	235				
Division 7	—	—	—	—	—	—	838	856	519	529	319	327				
Division 8	—	—	—	—	—	—	909	897	604	572	305	325				
Not assigned	7,009	6,872	4,790	4,559	2,219	2,313	637	548	632	539	5	9				
Third District	2,658	2,788	1,889	2,047	769	741	2,616	2,583	1,882	1,867	734	716				
Fourth District	5,767	6,135	4,080	4,470	1,687	1,665	6,275	5,923	4,535	4,329	1,740	1,594				
Division 1	2,042	1,989	1,452	1,442	590	547	2,169	1,989	1,563	1,452	606	537				
Division 2	2,270	2,351	1,562	1,611	708	740	2,467	2,400	1,741	1,692	726	708				
Division 3	1,455	1,795	1,066	1,417	389	378	1,639	1,534	1,231	1,185	408	349				
Fifth District	2,042	2,111	1,306	1,371	736	740	2,042	1,908	1,331	1,195	711	713				
Sixth District	1,172	1,328	862	976	310	352	1,269	1,313	934	930	335	383				

**Summary of Filings
Fiscal Years 2014–15 and 2015–16**

**Courts of Appeal
Table 4**

Court	Notices of appeal						Appeal records filed						Original proceedings					
	Civil		Criminal		Juvenile		Civil		Criminal		Juvenile		Civil		Criminal		Juvenile	
	FY16	FY15	FY16	FY15	FY16	FY15	FY16	FY15	FY16	FY15	FY16	FY15	FY16	FY15	FY16	FY15	FY16	FY15
Statewide	5,935	6,062	6,714	7,113	3,025	3,036	3,840	4,275	6,523	6,463	2,933	2,869	1,781	1,834	4,791	4,803	349	417
First District	924	988	724	748	451	444	696	800	683	716	478	414	219	285	668	623	79	97
Second District	2,355	2,249	1,943	1,872	1,140	1,046	1,386	1,649	2,000	1,730	1,098	1,001	784	768	1,566	1,628	103	155
Division 6	162	177	398	337	88	94	128	144	413	307	85	87	70	56	156	167	8	15
Others	2,193	2,072	1,545	1,535	1,052	952	1,258	1,505	1,587	1,423	1,013	914	714	712	1,410	1,461	95	140
Third District	461	491	1,116	1,182	312	374	291	283	1,093	1,051	282	346	117	131	610	569	42	41
Fourth District	1,603	1,738	1,702	1,982	775	750	1,125	1,143	1,537	1,685	726	712	463	472	1,160	1,137	64	56
Division 1	569	596	577	556	306	290	367	389	469	420	301	286	160	158	412	373	18	16
Division 2	458	420	776	852	328	339	295	255	709	769	287	309	134	132	547	581	27	27
Division 3	576	722	349	574	141	121	463	499	359	496	138	117	169	182	201	183	19	13
Fifth District	330	287	731	792	245	292	203	201	709	797	240	277	118	91	568	590	50	59
Sixth District	262	309	498	537	102	130	139	199	501	484	109	119	80	87	219	256	11	9

**Appeals—Method of Disposition
Fiscal Years 2014–15 and 2015–16**

**Courts of Appeal
Table 5**

Court	By written opinion				Without opinion, record filed				No record filed										
	Civil FY16	Criminal FY15	Juvenile FY16	Juvenile FY15	Civil FY16	Criminal FY15	Juvenile FY16	Juvenile FY15	Civil FY16	Criminal FY15	Civil FY16	Criminal FY15	Juvenile FY16	Juvenile FY15					
Statewide	2,917	3,106	5,526	4,729	1,524	1,582	1,353	1,444	1,274	1,191	1,373	1,271	1,675	1,551	264	312	106	97	
First District	456	534	575	473	296	273	236	248	110	98	132	127	187	192	18	17	1	5	
Division 1	108	120	123	116	61	60	34	57	23	18	32	20	40	44	4	1	0	1	
Division 2	86	85	120	74	55	55	48	55	21	25	25	32	37	31	5	5	0	0	
Division 3	98	126	132	102	59	61	52	44	25	14	22	26	36	39	1	2	0	1	
Division 4	67	76	92	79	57	48	42	49	15	18	22	21	38	48	3	6	1	1	
Division 5	97	127	108	102	64	49	60	43	26	23	31	28	36	30	5	3	0	2	
Second District	1,128	1,163	1,646	1,387	520	565	471	503	211	237	562	463	703	599	54	54	24	24	
Division 1	152	139	181	161	63	78	69	74	20	24	76	70	10	8	4	6	3	0	
Division 2	134	144	200	164	65	81	45	67	18	33	65	65	13	17	6	4	3	3	
Division 3	151	158	186	167	77	82	75	52	17	25	75	41	10	10	5	3	3	1	
Division 4	148	145	181	137	67	67	55	62	19	30	77	60	8	11	5	4	3	4	
Division 5	157	169	197	171	75	68	60	55	13	24	65	62	11	13	3	7	3	3	
Division 6	100	118	352	255	44	42	47	53	50	31	46	37	44	38	8	8	0	4	
Division 7	135	144	151	158	61	57	44	54	22	23	85	70	13	16	6	5	2	2	
Division 8	151	146	198	174	68	90	65	61	24	22	73	56	17	15	6	5	2	3	
Not assigned	0	0	0	0	0	0	11	0	28	0	0	0	0	577	471	11	12	5	4
Third District	179	195	789	793	103	120	84	80	292	231	194	200	164	162	60	67	17	19	
Fourth District	870	899	1,557	1,272	385	404	434	477	328	354	340	321	456	428	108	137	57	37	
Division 1	354	327	541	463	156	170	116	115	56	72	157	125	143	143	32	32	8	5	
Division 2	207	219	638	456	144	158	141	206	209	235	135	150	161	152	61	85	45	31	
Division 3	309	353	378	353	85	76	177	156	63	47	48	46	152	133	15	20	4	1	
Fifth District	112	140	564	469	153	149	74	62	224	163	114	112	78	70	7	20	5	10	
Sixth District	172	175	395	335	67	71	54	74	109	108	31	48	87	100	17	17	2	2	

**Dispositions of Original Proceedings
Fiscal Years 2014–15 and 2015–16**

**Courts of Appeal
Table 6**

Court	By Written Opinion						Without Opinion							
	Civil			Criminal			Civil			Criminal				
	FY16	FY15	FY16	FY15	FY16	FY15	FY16	FY15	FY16	FY15	FY16	FY15	FY16	FY15
Statewide	98	131	127	124	195	187	1,690	1,638	4,795	4,664	105	127		
First District	14	16	28	30	70	63	205	272	654	567	11	13		
Division 1	3	4	5	6	15	17	49	54	125	128	2	1		
Division 2	3	4	4	4	14	12	38	53	134	94	2	3		
Division 3	5	4	12	13	15	14	36	41	129	120	2	4		
Division 4	2	1	4	4	17	17	41	71	136	106	2	2		
Division 5	1	3	3	3	9	3	41	53	130	119	3	3		
Second District	39	46	26	23	26	34	731	657	1,581	1,605	52	80		
Division 1	13	14	6	7	1	1	81	70	214	226	8	4		
Division 2	1	0	0	0	1	2	89	95	216	218	9	13		
Division 3	4	13	3	3	1	2	103	80	203	195	7	8		
Division 4	9	5	5	3	4	2	106	80	193	202	9	8		
Division 5	6	6	4	2	6	7	80	71	205	209	4	15		
Division 6	2	0	3	2	6	14	70	50	158	178	1	4		
Division 7	4	5	2	3	4	3	86	94	217	201	4	14		
Division 8	0	3	3	3	3	3	112	111	174	174	10	13		
Not assigned	0	0	0	0	0	0	4	0	1	0	0	0		
Third District	5	8	4	5	2	1	110	123	590	565	12	6		
Fourth District	30	47	52	47	46	39	451	407	1,170	1,063	20	17		
Division 1	11	19	9	9	15	9	153	136	425	368	5	5		
Division 2	13	16	25	22	20	23	131	113	549	549	7	7		
Division 3	6	12	18	16	11	7	167	158	196	146	8	5		
Fifth District	4	8	9	9	43	43	104	85	573	595	5	9		
Sixth District	6	6	8	10	8	7	89	94	227	269	5	2		

5731

**Opinions Written
Fiscal Years 2014–15 and 2015–16**

**Courts of Appeal
Table 7**

Court	Total		Appeals				Original proceedings						
			Civil		Criminal		Civil		Criminal		Juvenile		
	FY16	FY15	FY16	FY15	FY16	FY15	FY16	FY15	FY16	FY15	FY16	FY15	
Statewide	10,122	9,583	2,833	2,968	5,413	4,674	1,493	1,546	89	127	106	89	179
First District	1,379	1,279	434	472	570	465	275	253	15	15	18	14	60
Division 1	305	298	97	108	126	114	61	52	4	3	5	4	17
Division 2	272	216	85	74	116	73	49	50	3	4	5	3	14
Division 3	288	284	89	110	128	98	50	57	5	4	4	4	12
Division 4	226	210	64	67	95	78	46	46	2	1	2	1	17
Division 5	288	271	99	113	105	102	69	48	1	3	2	2	3
Second District	3,342	3,178	1,106	1,143	1,642	1,379	514	563	34	46	20	14	33
Division 1	406	388	150	136	180	160	63	77	9	14	3	1	0
Division 2	398	389	131	142	200	164	65	81	1	0	0	0	2
Division 3	420	423	150	158	186	167	77	82	4	13	2	1	2
Division 4	405	352	141	139	181	137	67	67	9	5	3	2	2
Division 5	444	419	156	167	197	169	75	68	6	6	4	2	7
Division 6	507	427	100	116	352	253	44	42	2	0	3	2	6
Division 7	344	361	129	139	149	155	57	56	3	5	2	3	4
Division 8	418	419	149	146	197	174	66	90	0	3	3	3	3
Third District	1,069	1,106	177	191	781	783	100	119	5	8	4	4	2
Fourth District	2,887	2,647	840	861	1,540	1,259	383	400	30	45	50	43	39
Division 1	1,072	978	348	314	536	458	155	170	11	18	8	9	9
Division 2	1,040	885	203	212	636	456	144	156	13	16	24	22	23
Division 3	775	784	289	335	368	345	84	74	6	11	18	12	7
Fifth District	838	788	113	132	522	458	151	143	1	8	12	8	39
Sixth District	607	585	163	169	358	330	70	68	4	5	2	6	7

5732

**Pending Appeals—Total and Fully Briefed
as of June 30, 2015, and June 30, 2016**

**Courts of Appeal
Table 8**

Court	Total pending appeals ^a						Pending fully briefed appeals								
	Total		Civil		Criminal		Total		Civil		Criminal				
	06/30/16	06/30/15	06/30/16	06/30/15	06/30/16	06/30/15	06/30/16	06/30/15	06/30/16	06/30/15	06/30/16	06/30/15	06/30/16		
Statewide	15,535	14,689	6,155	5,659	7,654	7,509	1,726	1,521	5,104	4,108	1,650	2,881	2,190	373	280
First District	2,476	2,236	1,151	1,032	979	899	346	305	986	775	491	391	321	112	63
Division 1	416	390	191	178	165	156	60	56	138	112	64	52	54	20	9
Division 2	536	476	260	227	203	191	73	58	230	158	116	73	87	27	12
Division 3	469	432	216	195	186	184	67	53	176	148	93	86	65	18	2
Division 4	648	536	308	258	256	208	84	70	321	252	166	126	125	30	23
Division 5	407	402	176	174	169	160	62	68	121	105	52	54	34	17	17
Second District	4,798	4,325	2,211	1,916	1,930	1,828	657	581	1,057	763	429	404	521	262	107
Division 1	467	495	161	207	213	216	93	72	136	85	58	53	63	24	15
Division 2	449	449	164	165	201	214	84	70	91	67	45	35	40	19	6
Division 3	514	544	180	217	248	241	86	86	173	131	69	66	84	46	20
Division 4	488	479	164	178	239	220	85	81	144	108	60	53	69	42	15
Division 5	403	414	129	165	198	189	76	60	114	81	48	51	46	19	20
Division 6	508	485	129	139	324	303	55	43	102	69	17	28	81	38	4
Division 7	530	513	185	208	257	222	88	83	206	142	90	77	95	45	21
Division 8	424	461	144	181	204	207	76	73	91	80	42	41	43	29	6
Not assigned	1,015	485	955	456	46	16	14	13	0	0	0	0	0	0	0
Third District	2,226	2,099	673	620	1,354	1,313	199	166	881	691	282	237	571	434	28
Fourth District	3,374	3,439	1,398	1,413	1,640	1,745	336	281	1,093	888	421	380	590	452	82
Division 1	965	973	433	446	423	431	109	96	241	220	108	96	106	114	27
Division 2	1,220	1,208	360	349	707	730	153	129	342	305	90	116	219	159	33
Division 3	1,189	1,258	605	618	510	584	74	56	510	363	223	168	265	179	22
Fifth District	1,552	1,501	317	254	1,118	1,119	117	128	731	638	91	55	610	549	30
Sixth District	1,109	1,089	405	424	633	605	71	60	356	353	136	171	206	172	14

Note:

^a Includes appeals for which the record has not been filed.

Superior Courts





Figure 1: Total Filings and Dispositions

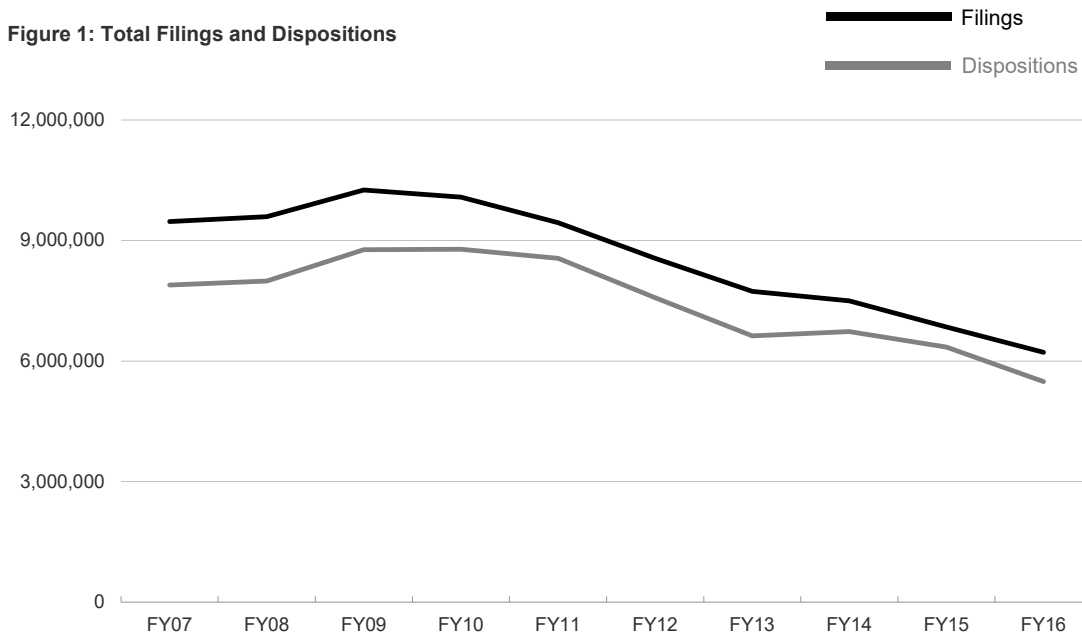


Figure 2: Total Filings and Dispositions per Judicial Position

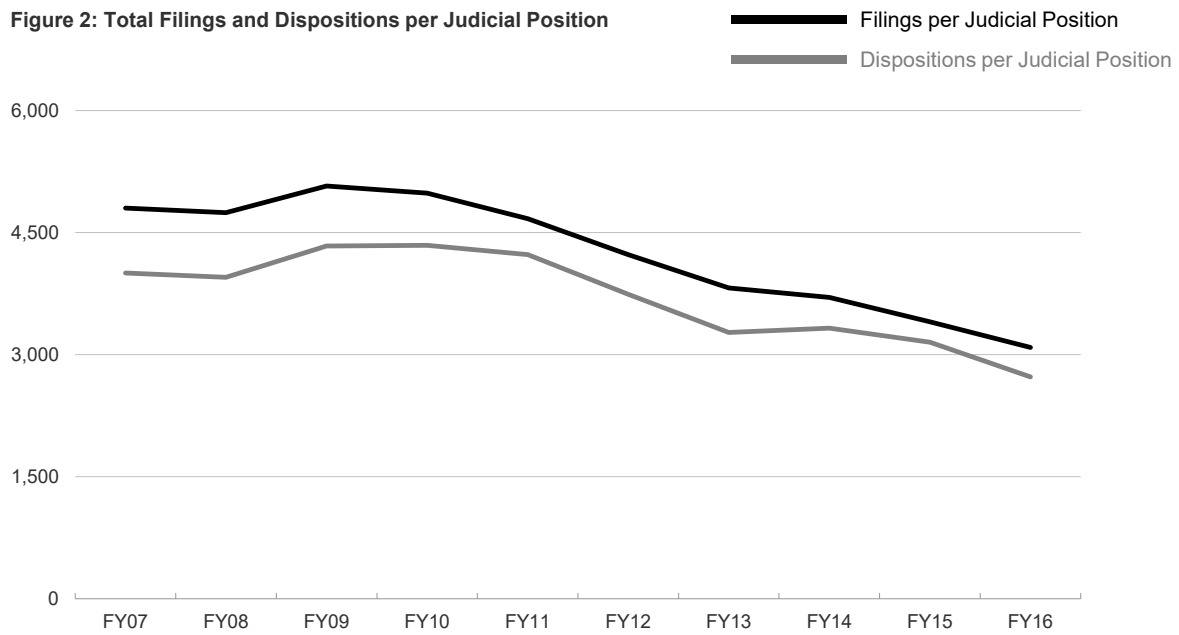
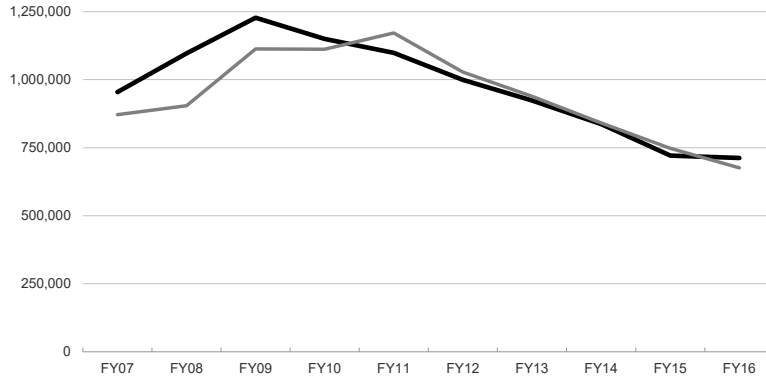




Figure 3: Total Civil Filings and Dispositions



Filings

Dispositions

Figure 4: Civil Unlimited

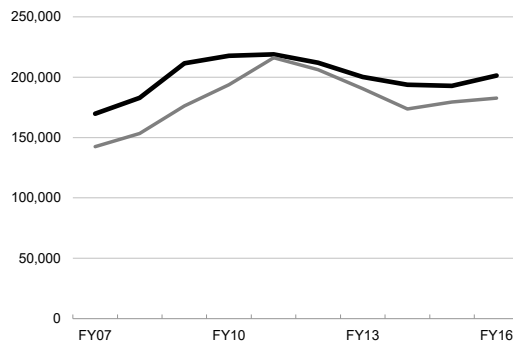


Figure 5: Motor Vehicle PI/PD/WD

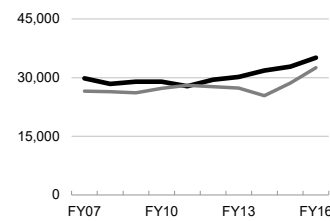


Figure 6: Other PI/PD/WD

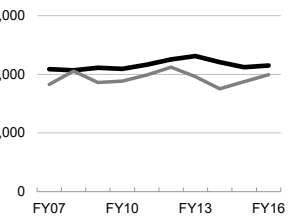


Figure 7: Civil Complaints

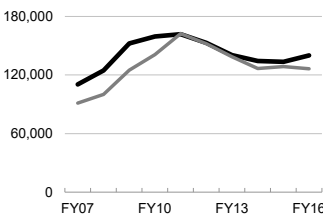


Figure 8: Civil Limited

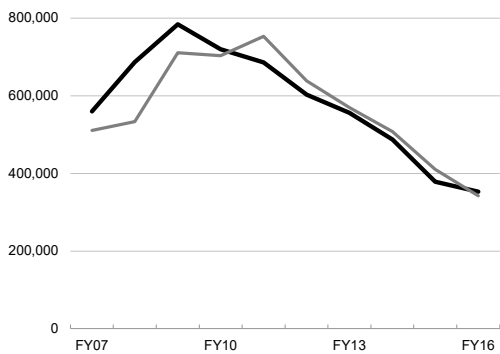


Figure 9: Small Claims

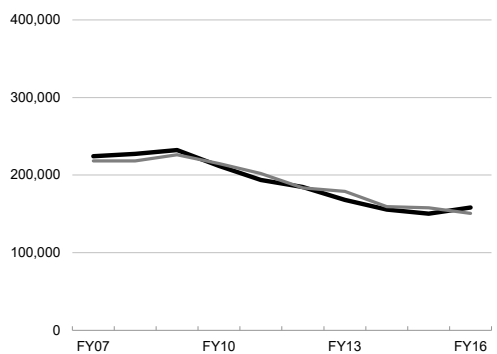
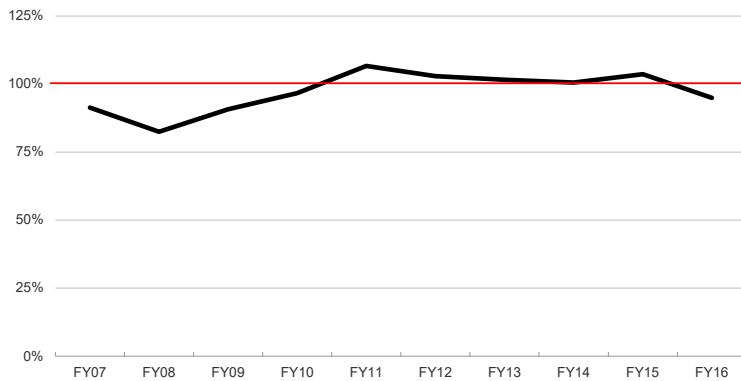




Figure 10: Total Civil



Clearance Rate equals the number of outgoing cases as a percentage of the number of incoming cases. A clearance rate of 100% indicates that the number of cases disposed of in any given year equals the number of cases filed.

$$\text{Clearance Rate} = \frac{\text{Dispositions}}{\text{Filings}}$$

Figure 11: Civil Unlimited

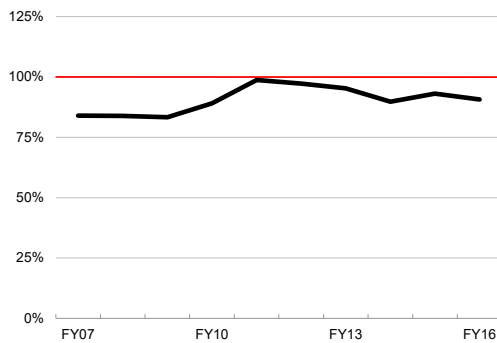


Figure 12: Motor Vehicle PI/PD/WD

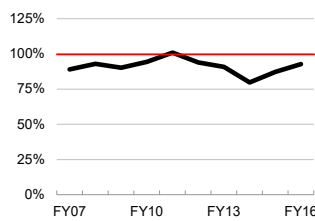


Figure 13: Other PI/PD/WD

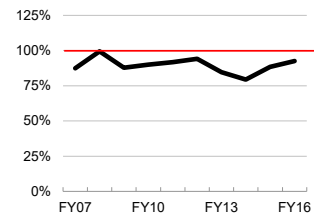


Figure 14: Civil Complaints

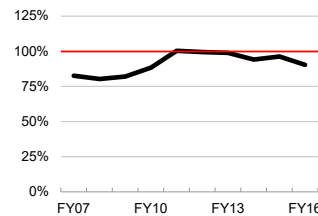


Figure 15: Civil Limited

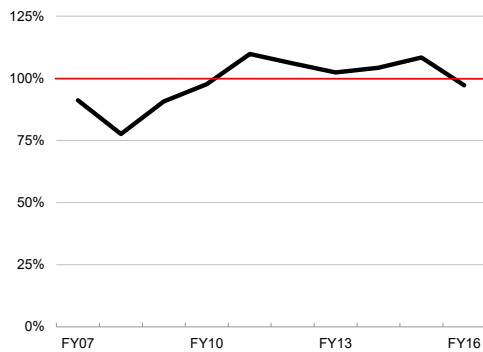
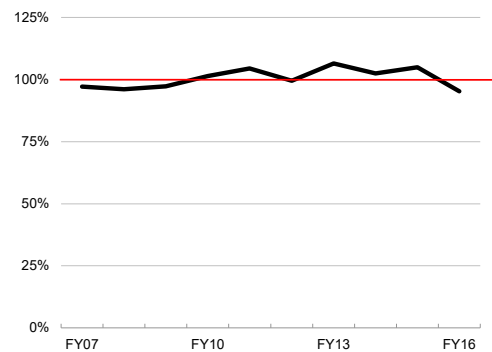


Figure 16: Small Claims





Civil Case Processing Time (percent of cases disposed within specified periods)

The Standards of Judicial Administration establishes case processing time to disposition goals for different types of civil cases, which are presented below with the specific time standards and target performance level.

<u>Standard</u>	<u>Target</u>
Time standard	Goal

Figure 17: Civil Unlimited

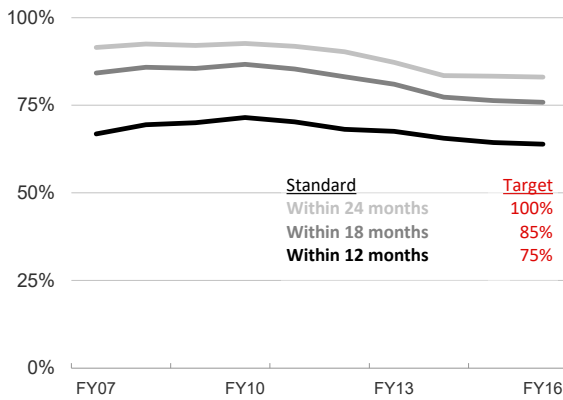


Figure 18: Limited Civil

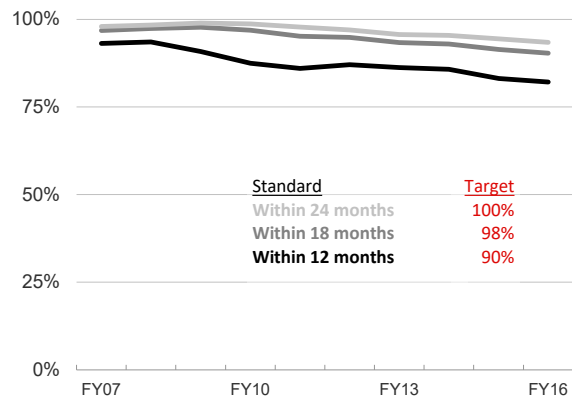


Figure 19: Unlawful Detainer

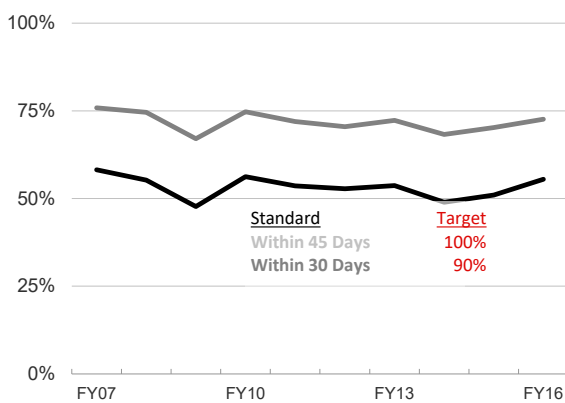


Figure 20: Small Claims

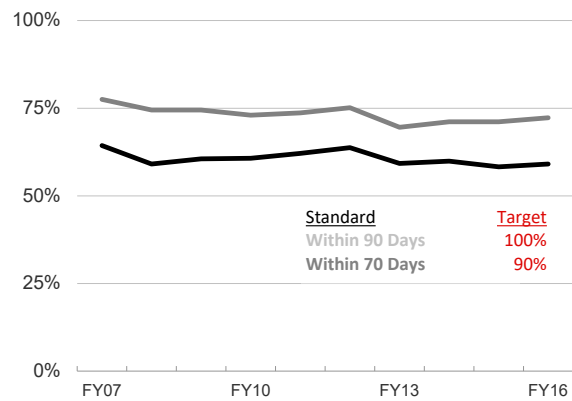





Figure 21: How and at what stage are civil cases resolved?

Unlimited Civil

Number disposed before trial



Number disposed after trial




Limited Civil

Number disposed before trial



Number disposed after trial



Small Claims

Number disposed before trial



Number disposed after trial





Figure 22: Felony

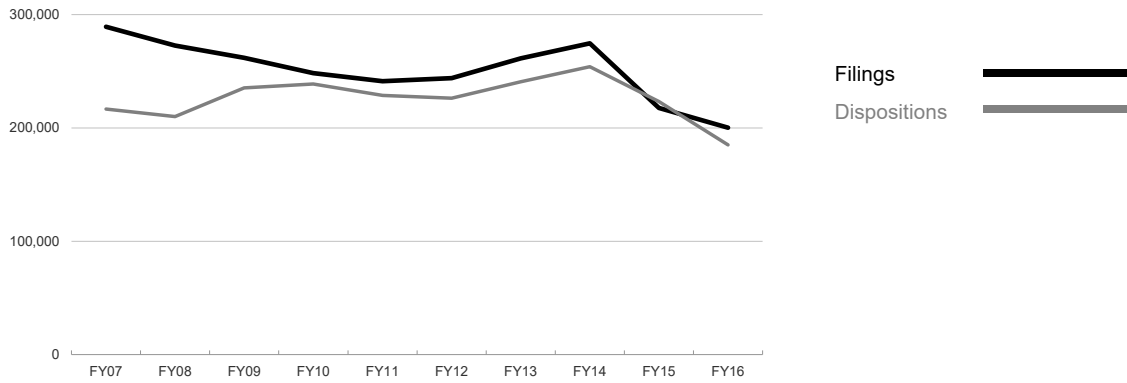


Figure 23: Nontraffic Misdemeanor

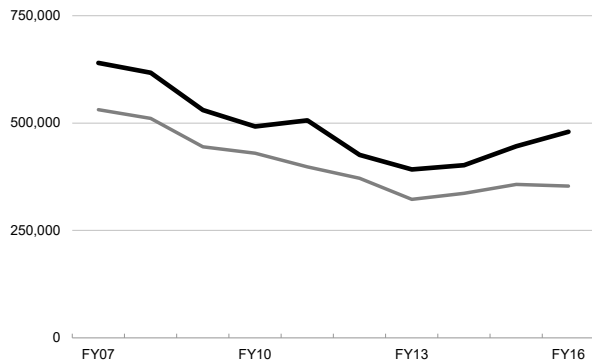


Figure 24: Traffic Misdemeanor

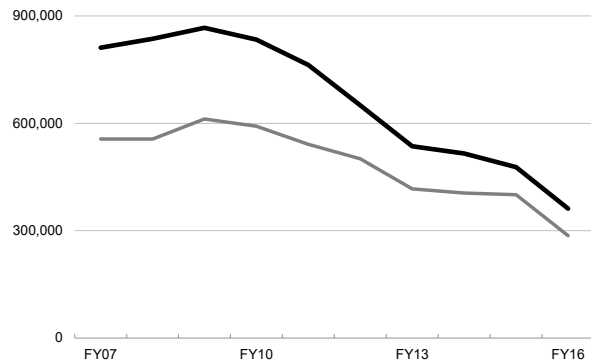


Figure 25: Nontraffic Infraction

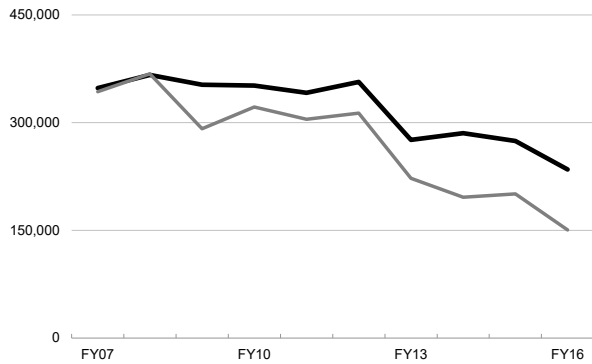


Figure 26: Traffic Infraction

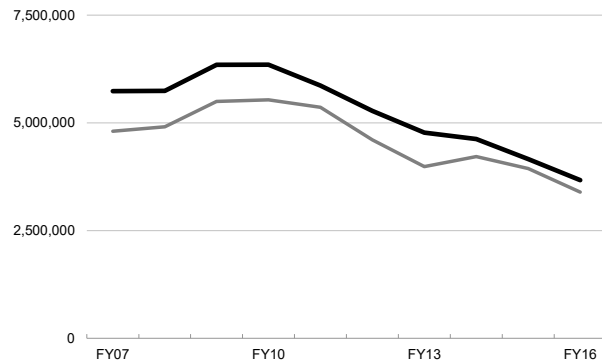
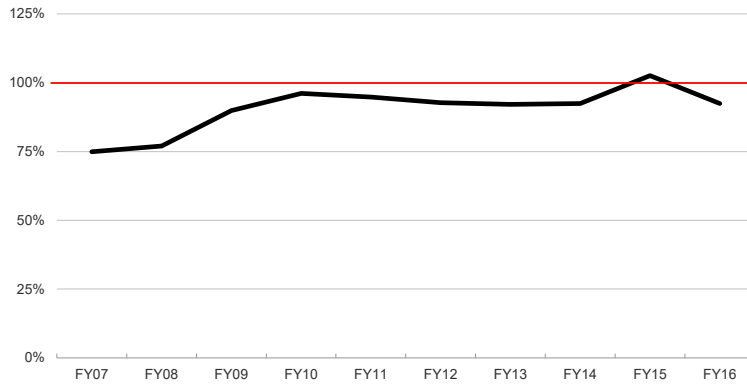




Figure 27: Felony



Clearance Rate equals the number of outgoing cases as a percentage of the number of incoming cases. A clearance rate of 100% indicates that the number of cases disposed of in any given year equals the number of cases filed.

$$\text{Clearance Rate} = \frac{\text{Dispositions}}{\text{Filings}}$$

Figure 28: Nontraffic Misdemeanor

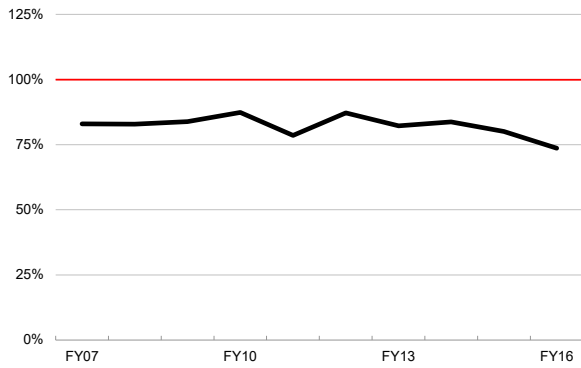


Figure 29: Traffic Misdemeanor

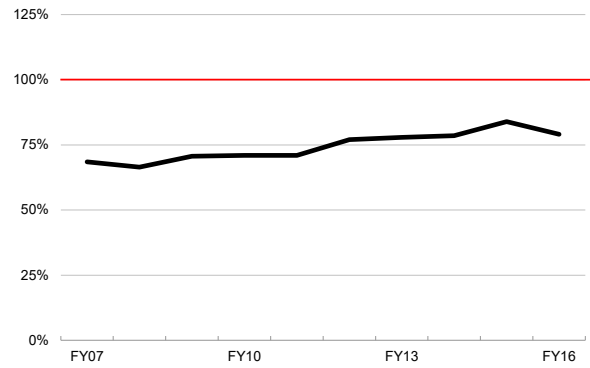


Figure 30: Nontraffic Infraction

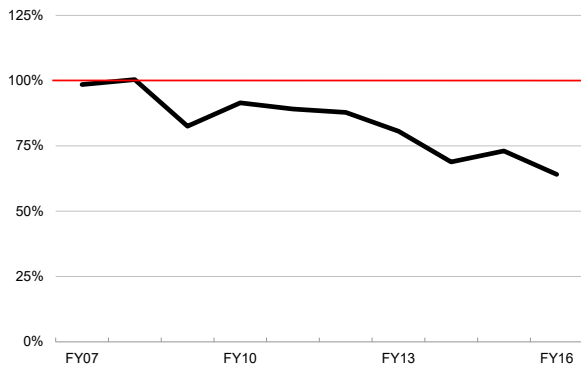


Figure 31: Traffic Infraction

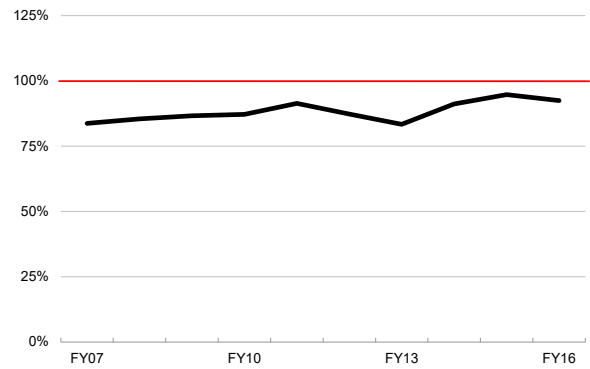
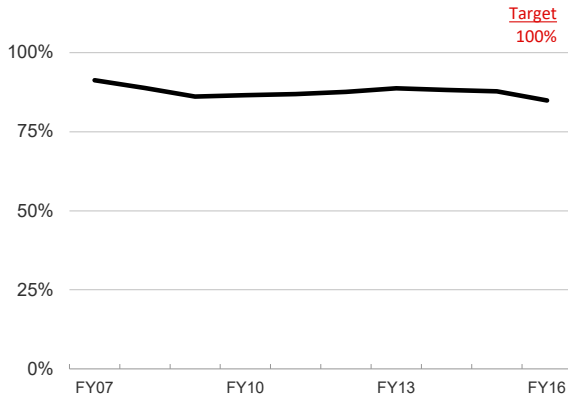




Figure 32: Felonies disposed within 12 months



Criminal Case Processing Time

(percent of cases disposed within specified periods)

The Standards of Judicial Administration establishes case processing time to disposition goals for different types of criminal cases, which are presented below with the specific time standards and target performance level.

Figure 33: Felonies resulting in bindover or certified pleas

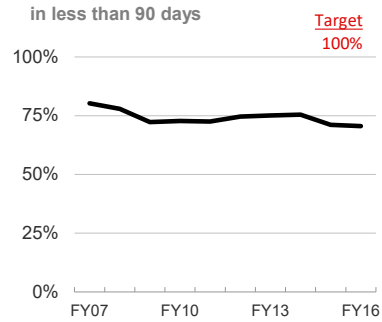
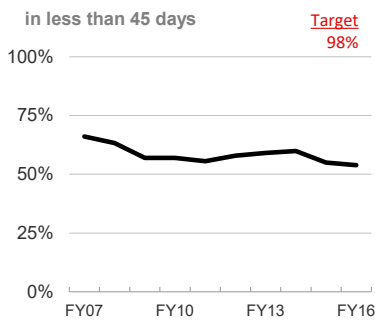
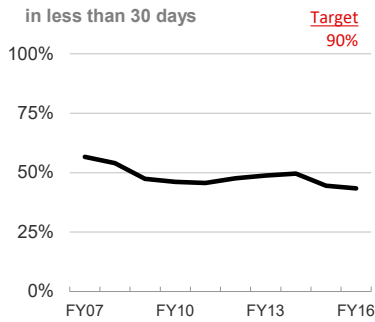


Figure 34: Misdemeanors disposed

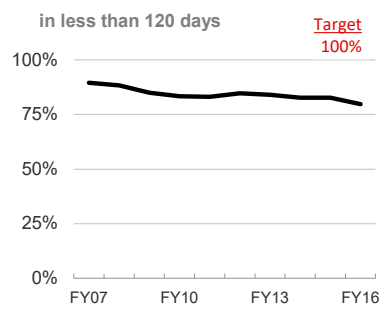
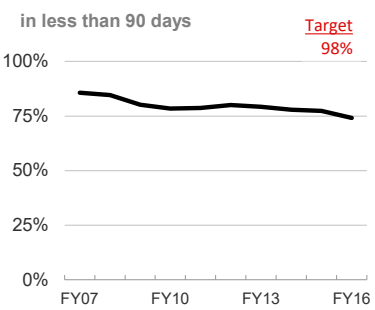
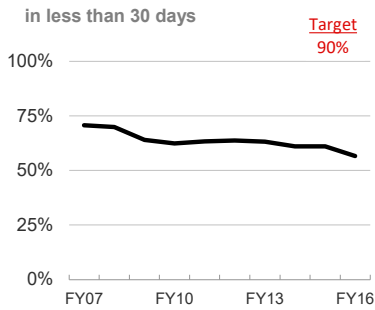


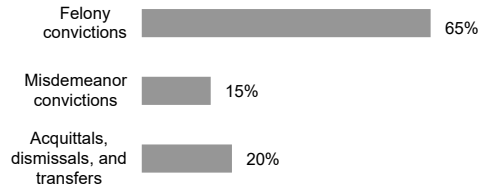


Figure 35: How and at what stage are felony cases resolved?

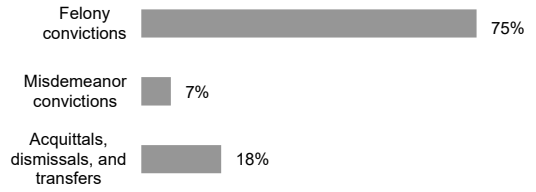
Total felony dispositions (not including felony petitions)



Number disposed before trial



Court trials



Jury trials

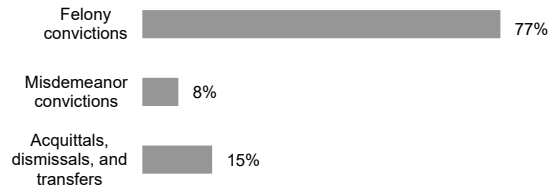

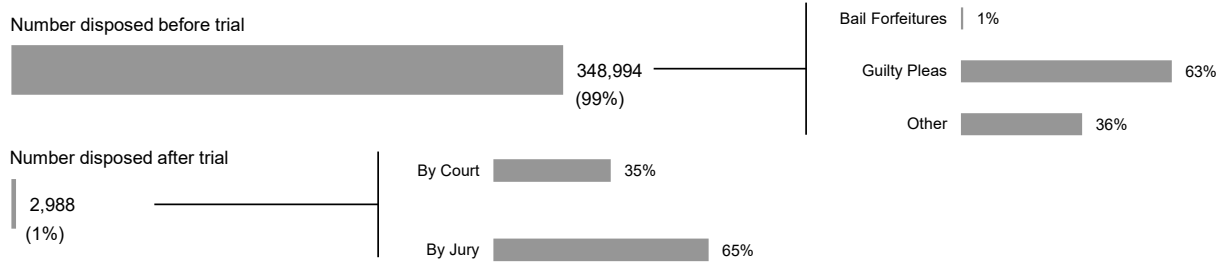


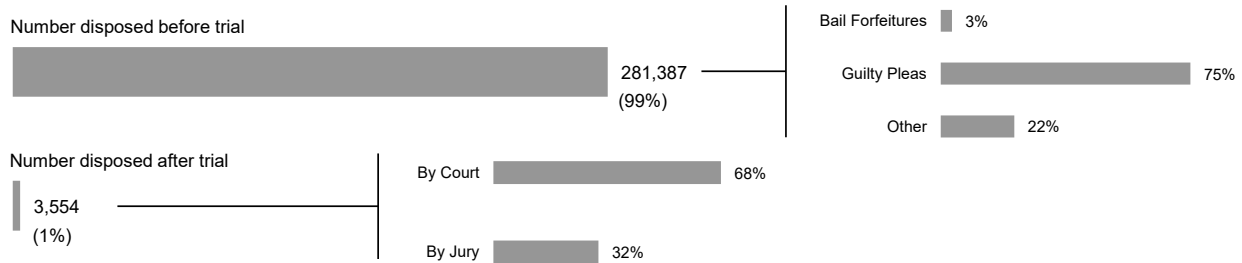


Figure 36: How and at what stage are misdemeanor and infraction cases resolved?

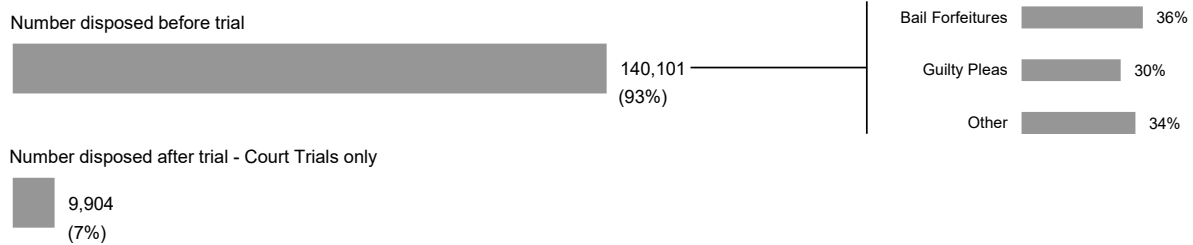
Nontraffic Misdemeanors



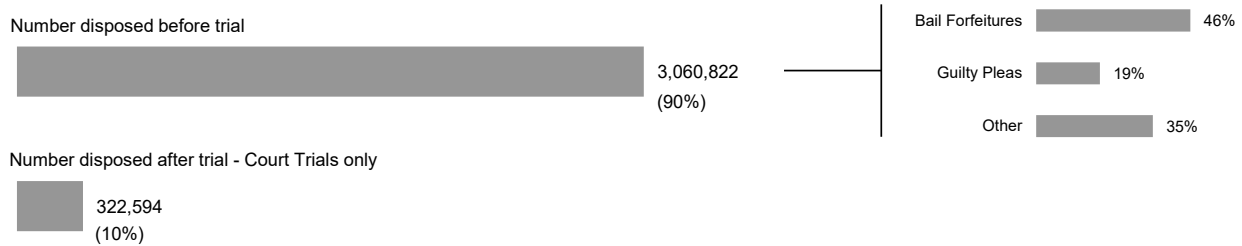
Traffic Misdemeanors



Nontraffic Infractions



Traffic Infractions





Filings 
Dispositions 

Figure 37: Family Law — Marital

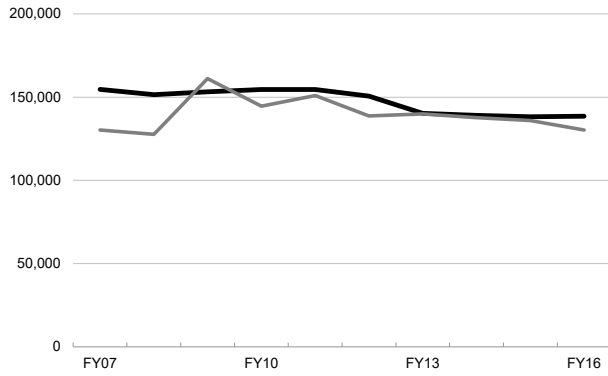


Figure 38: Family Law Petitions

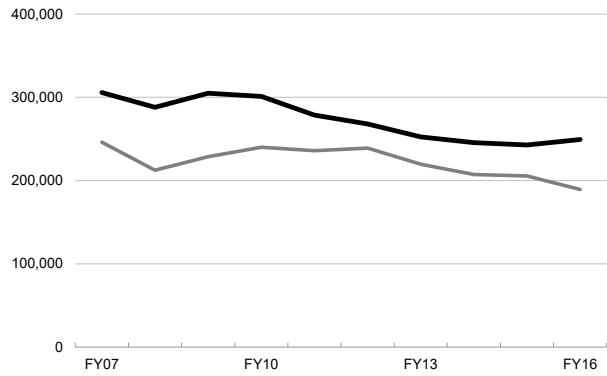


Figure 39: Juvenile Delinquency

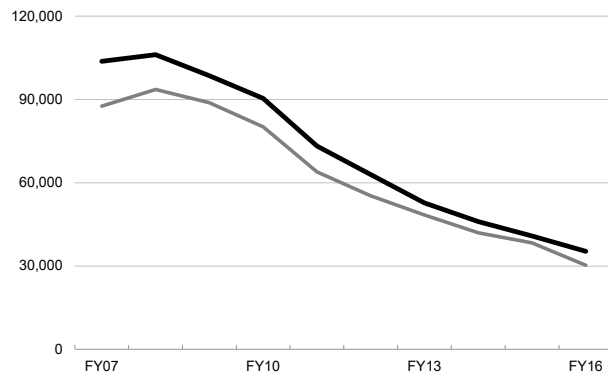
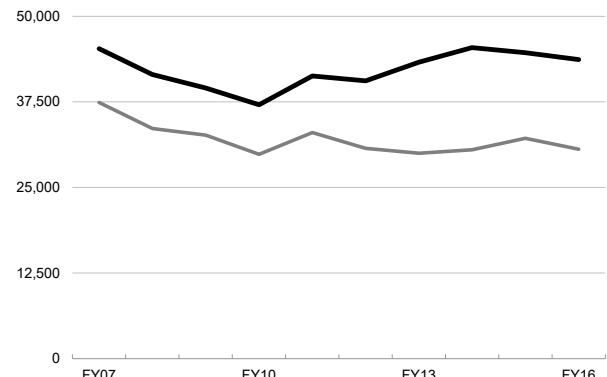


Figure 40: Juvenile Dependency





Get this data

Clearance Rate equals the number of outgoing cases as a percentage of the number of incoming cases. A clearance rate of 100% indicates that the number of cases disposed of in any given year equals the number of cases filed.

$$\text{Clearance Rate} = \frac{\text{Dispositions}}{\text{Filings}}$$

Figure 41: Family Law — Marital

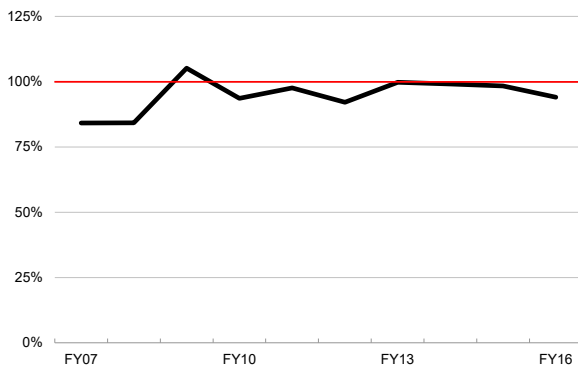


Figure 42: Family Law Petitions

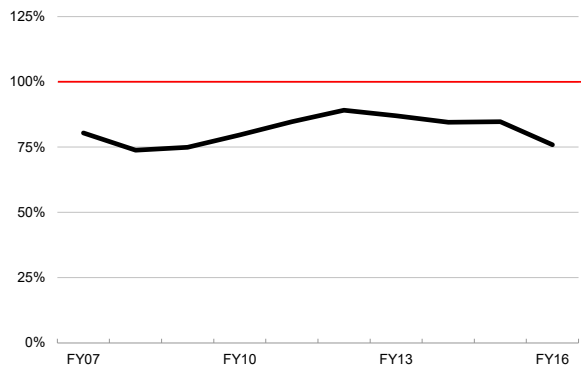


Figure 43: Juvenile Delinquency

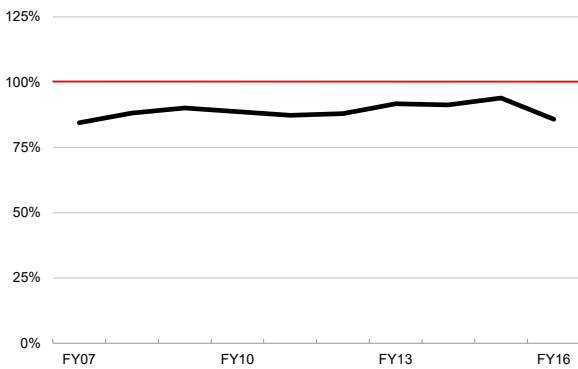
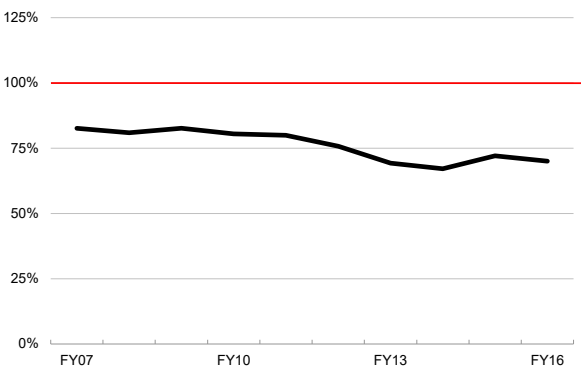
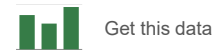


Figure 44: Juvenile Dependency





Filings
 Dispositions

Figure 45: Probate

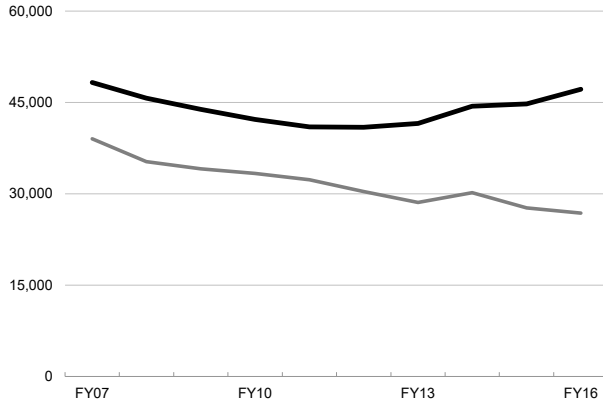


Figure 46: Mental Health

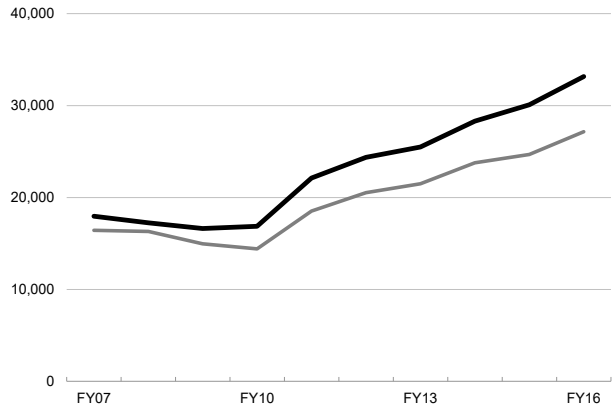


Figure 47: Appeals

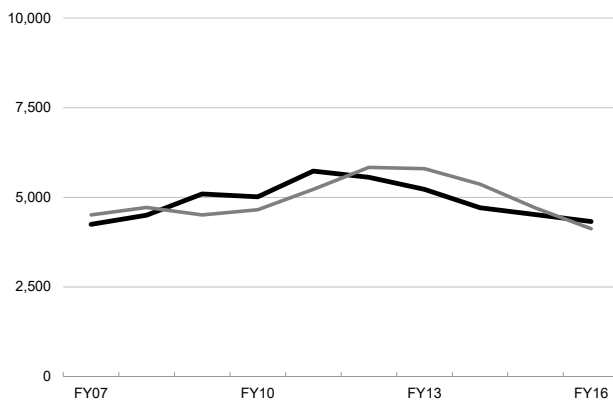
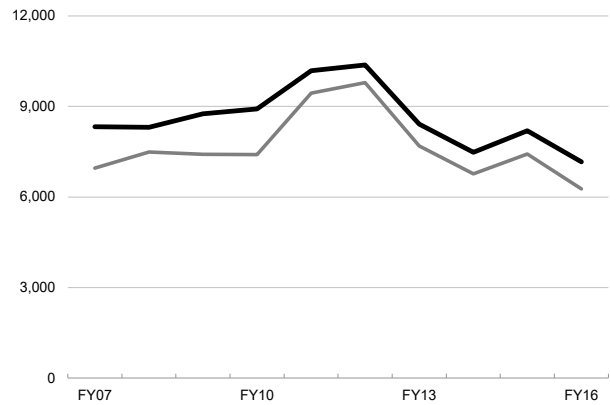


Figure 48: Criminal Habeas Corpus





Get this data

Clearance Rate equals the number of outgoing cases as a percentage of the number of incoming cases. A clearance rate of 100% indicates that the number of cases disposed of in any given year equals the number of cases filed.

$$\text{Clearance Rate} = \frac{\text{Dispositions}}{\text{Filings}}$$

Figure 49: Probate

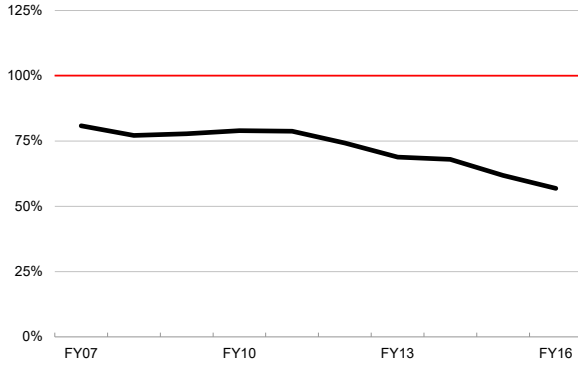


Figure 50: Mental Health

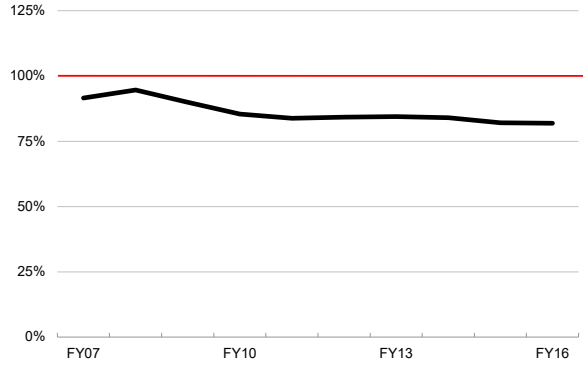


Figure 51: Appeals

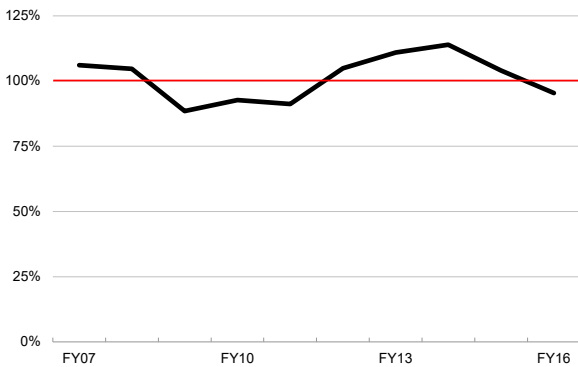


Figure 52: Criminal Habeas Corpus

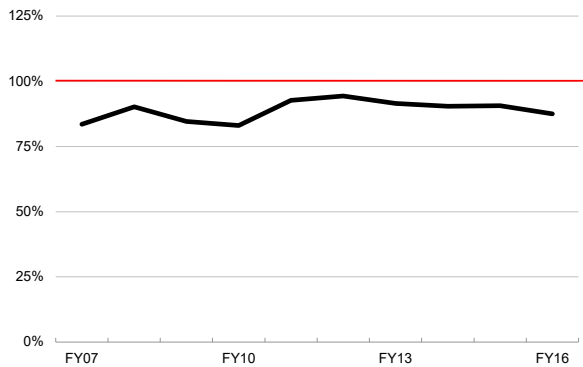
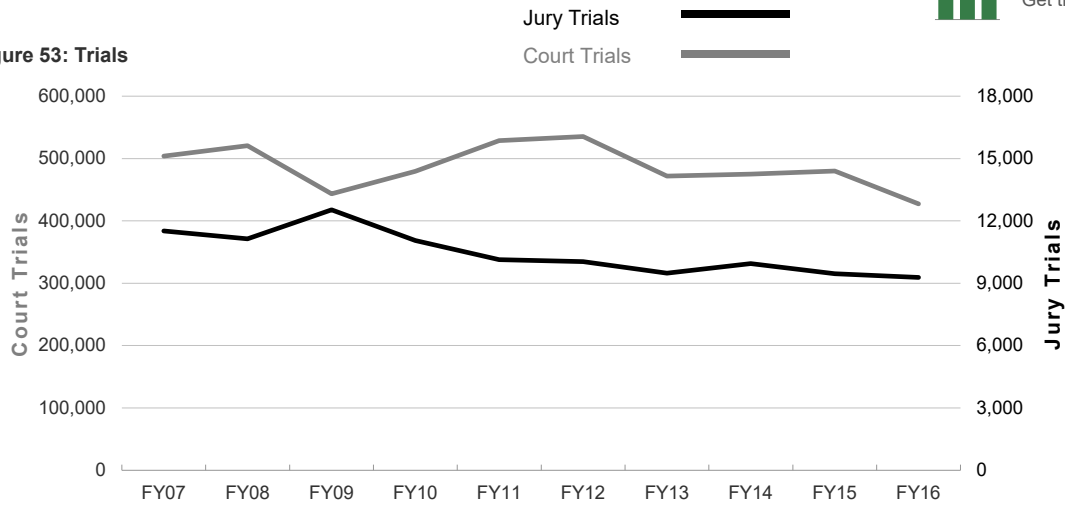




Figure 53: Trials



Jury Trials

Figure 54: Felony

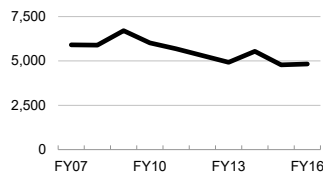


Figure 55: Misdemeanor

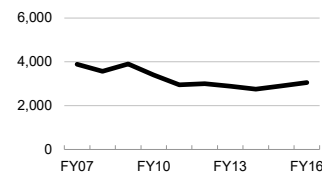


Figure 56: PI/PD/WD Civil Unlimited

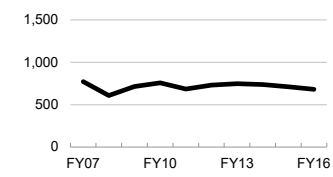


Figure 57: Other Civil Unlimited

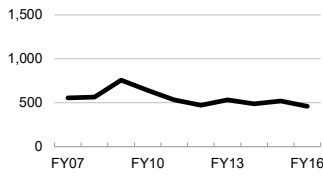


Figure 58: Civil Limited

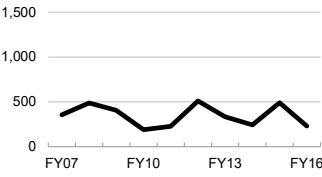
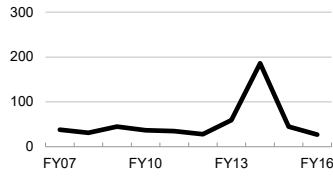


Figure 59: Probate and Mental Health



Court Trials

Figure 60: Felony

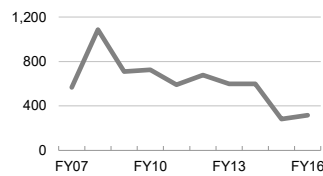


Figure 61: Misdemeanor and Infractions

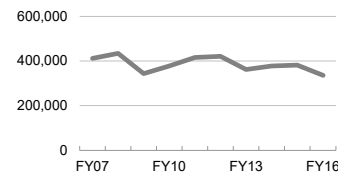


Figure 62: PI/PD/WD Civil Unlimited

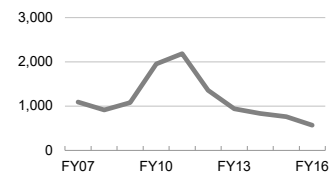


Figure 63: Other Civil Unlimited

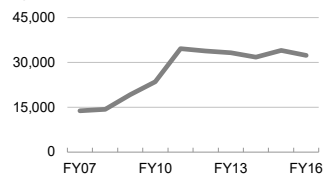


Figure 64: Civil Limited

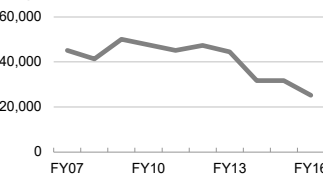
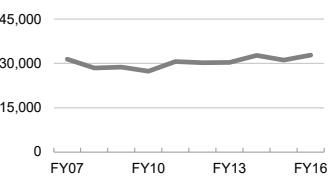


Figure 65: Probate and Mental Health





Definition of Terms

Assessed Judicial Need (AJN): Represents the estimated number of judicial officers needed to handle the workload in the trial courts based on the Judicial Needs Assessment Project. The Judicial Needs Assessment Project was approved by the Judicial Council in 2001 as the methodology for evaluating judicial workload and the need for new judgeships. In 2004, the Judicial Council approved a minor change in the assessment methodology that uses a 3-year average filings data instead of using a single year. The AJN numbers are updated on a 2-year cycle in even-numbered years, and the value for FY 2015-16 represents the 2016 update that was presented to the Judicial Council at the October 2016 meeting.

Judicial Position Equivalents (JPE): Reflects authorized judicial positions adjusted for vacancies, assistance rendered by the court, and assistance received by the court from assigned judges, temporary judges, commissioners, and referees.

Authorized Judicial Positions (AJP): Number of authorized judgeships, commissioners, and referees.

Authorized Judgeships: Number of judgeships authorized in statute.

Judicial Assistance Received by Trial Courts: Includes only assistance rendered by judges through assignments. Does not include assistance rendered by commissioners, referees, and temporary judges (these are included in JPE).

Figure 66: Total Judicial Position Equivalents (JPE) and Assessed Judicial Need (AJN)

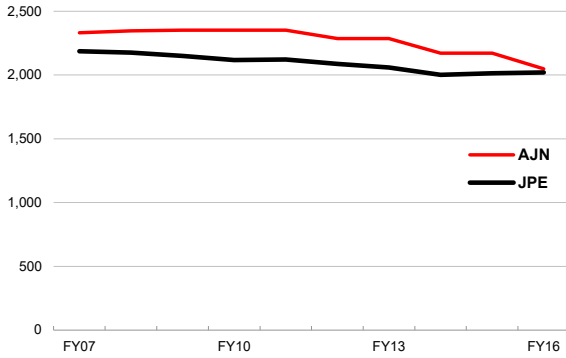


Figure 67: Total Authorized Judicial Positions (AJP) and Assessed Judicial Need (AJN)

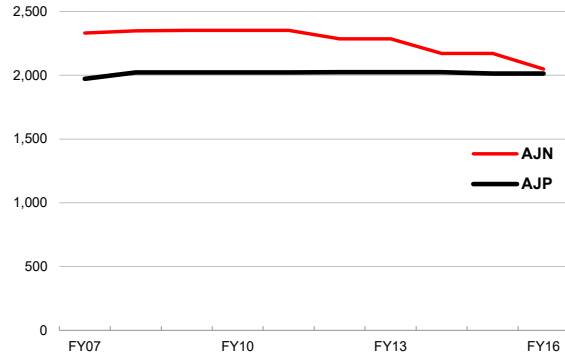


Figure 68: Authorized Judgeships

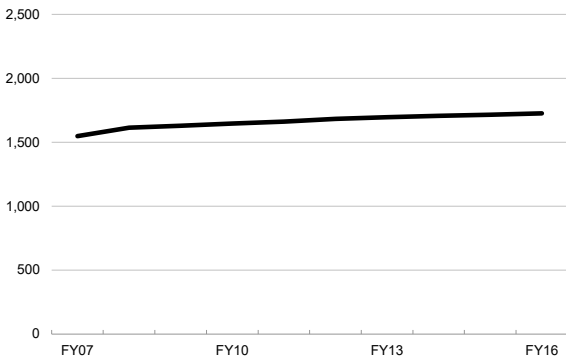
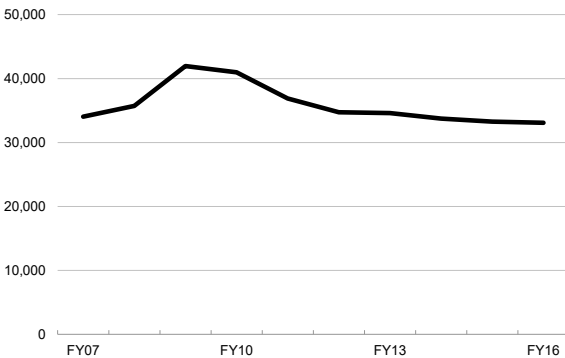


Figure 69: Judicial Assistance Received by Trial Courts (days received)



JBSIS Courts as of Fiscal Year 2015–16

The following table shows the courts that are submitting data via JBSIS v2.3 (Judicial Branch Statistical Information System) as of the end of fiscal year 2015–16. For updated information, court staff with access to the password-protected Judicial Resources Network website may log in directly to JBSIS at <http://jbsis.courts.ca.gov>.

Superior Court	04a Appellate Court	04b Appellate Division	05a Limited Civil	05b Unlimited Civil	06a Family Law	07c Felony	08a Juvenile Delinquency	09a Juvenile Dependency	10a Mental Health	11a Misdemeanor/ Infraction	12a Probate	13a Small Claims
Alameda			X	X	X		X	X				X
Alpine	X	X	X	X	X	X	X	X	X	X	X	X
Butte		X	X	X			X	X				X
Calaveras			X									X
Colusa			X	X	X		X	X	X		X	X
Contra Costa		X	X	X	X	X			X	X	X	X
El Dorado	X	X	X	X	X	X			X	X	X	X
Fresno		X	X	X	X	X	X	X	X	X	X	X
Humboldt	X	X	X	X	X	X	X	X	X	X	X	X
Imperial	X	X	X	X	X	X	X	X	X	X	X	X
Inyo			X	X	X	X	X	X		X	X	X
Kern			X	X	X	X				X	X	X
Kings			X	X	X				X		X	X
Lake	X	X	X	X	X	X	X	X	X	X	X	X
Lassen	X	X	X	X	X	X	X	X	X	X	X	X
Los Angeles											X	X
Madera	X	X	X	X	X	X	X	X	X	X	X	X
Mariposa	X	X	X	X	X	X	X	X	X	X	X	X
Merced	X	X	X	X	X	X	X	X	X	X	X	X
Modoc	X	X	X	X	X	X	X	X	X	X	X	X
Monterey	X	X	X	X	X	X	X	X	X	X	X	X
Napa	X	X	X	X	X	X	X	X	X	X	X	X
Orange			X	X		X						X
Plumas	X	X	X	X	X	X	X	X	X	X	X	X
Riverside			X	X	X	X			X	X	X	X
Sacramento						X						X
San Benito	X	X	X	X	X	X	X	X	X	X	X	X
San Bernardino	X	X	X	X	X	X	X	X	X	X	X	X
San Diego					X							
San Joaquin			X	X	X	X		X	X	X	X	X
San Luis Obispo	X	X	X	X	X	X	X	X	X	X	X	X
San Mateo						X				X		
Santa Barbara		X	X	X	X	X	X	X	X	X	X	X
Santa Clara		X	X	X	X	X	X	X	X	X	X	X
Santa Cruz	X	X	X	X	X	X	X	X	X	X	X	X
Shasta			X	X	X	X				X	X	X
Siskiyou	X	X	X	X	X	X	X	X	X	X	X	X
Solano		X	X	X	X			X			X	X
Sonoma	X	X	X	X	X	X	X	X	X	X	X	X
Stanislaus	X	X	X	X	X	X	X	X	X	X	X	X
Sutter	X	X	X	X	X	X	X	X	X	X	X	X
Tehama	X	X	X	X	X	X	X	X	X	X	X	X
Trinity	X	X	X	X	X	X	X	X	X	X	X	X
Tulare	X	X	X	X	X	X	X	X	X	X	X	X
Tuolumne	X	X	X	X	X	X	X	X	X	X	X	X
Ventura		X	X	X	X	X	X	X	X	X	X	X
Yolo	X	X	X	X	X	X	X	X	X	X	X	X
Yuba	X	X	X	X	X	X	X	X	X	X	X	X

Appendixes



Appendix A Courts With Missing or Incomplete Data

JBSIS report type 4b	Appellate Division Appeals
JBSIS report type 5a	Limited Civil
JBSIS report type 5b	Unlimited Civil
JBSIS report type 6a	Family Law
JBSIS report type 7a/7b/7c	Felony
JBSIS report type 8a	Juvenile Delinquency
JBSIS report type 9a	Juvenile Dependency
JBSIS report type 10a	Mental Health
JBSIS report type 11a	Misdemeanors and Infractions
JBSIS report type 12a	Probate
JBSIS report type 13a	Small Claims

Court	Report	Missing or Incomplete Data, Fiscal Year 2015–2016
Butte*	JBSIS report types 6a, 7c, 10a, 11a, 12a	February–June 2016: Reports submitted but incomplete or no disposition data reported.
Contra Costa	JBSIS report types 8a, 9a	Reports submitted but no disposition data reported for entire year.
Kings*	JBSIS report types 7c, 11a	Reports submitted but no manner to disposition data reported for entire year.
Napa*	JBSIS report type 4b	February–June 2016: No filing or disposition data reported.
	JBSIS report types 5a, 5b, 6a, 9a, 10a, 12a, 13a	February–June 2016: Reports submitted but incomplete or no disposition data reported.
Orange*	JBSIS report types 6a, 8a, 9a	December 2015–June 2016: Reports submitted but incomplete or no disposition data reported.
	JBSIS report types 10a, 11a, 12a	Reports submitted but no disposition data reported for entire year.
Placer*	JBSIS report types 7c, 11a	Reports submitted but incomplete disposition data reported.
Sacramento	JBSIS report types 4b, 12a	April–June 2016: Reports submitted but incomplete or no disposition data reported.
San Bernardino*	JBSIS report types 4b, 7c, 10a, 11a, 12a	Reports submitted but incomplete or no disposition data reported.
San Mateo*	JBSIS report type 4b, 5a, 5b, 6a, 10a, 12a	June 2016: Report submitted but incomplete manner to disposition data reported.

Sutter*	JBSIS report types 4b, 5a, 5b, 6a, 7c, 8a, 9a, 10a, 11a, 12a, 13a	September 2015–June 2016: Reports submitted but no disposition data reported.
Yuba*	JBSIS report types 4b JBSIS report types 5a, 5b, 6a, 7c, 8a, 9a, 10a, 11a, 12a, 13a	May–June 2016: No filing or disposition data reported. May–June 2016: Reports submitted but no disposition data reported.

* The court is transitioning case management systems and is working with its provider to correct inaccurate or incomplete data.

(i) Reflects incomplete data i.e. reports submitted had incomplete or missing data.

APPENDIX B

Supreme Court Glossary

The definitions in this glossary are intended only to provide context and a general understanding of the information in this publication. They are not to be relied on as legal authority or cited as authoritative.

attorney disciplinary proceedings Proceedings concerning possible suspension, disbarment, and public or private reproof of attorneys for alleged violations of law or rules of professional conduct. Other State Bar filings include requests for approval of rule proposals, motions for the admission of attorneys, reports of criminal convictions and other administrative matters relating to the admission and discipline of attorneys. Most matters are resolved by the entry of an order in the Supreme Court adopting the recommendation of the State Bar Court. Requests for approval of a rule may be resolved by an order adopting or denying the request, or a retransfer of the matter to the State Bar, all undertaken by the Court acting at its weekly conference. If the Supreme Court grants review of an attorney disciplinary proceeding, the matter will be handling in the same manner as any case in which review has been granted. The California Rules of Court govern petitions for review of disciplinary matters by the respondent attorney and the State Bar's Office of Chief Trial Counsel. In addition, the Supreme Court may, on its own motion, grant review or return a matter to the State Bar Court for reconsideration.

automatic appeal A criminal appeal by operation of law, directly from a Superior Court to the Supreme Court, upon imposition of a judgment of death.

civil Pertaining to an appeal or original proceeding in a case that is neither a criminal nor a juvenile delinquency case.

criminal Pertaining to an appeal or original proceeding in a case charging the violation of criminal law.

depublished opinion A Court of Appeal opinion that the Court of Appeal has certified for publication but that the Supreme Court, acting under its constitutional power over opinion publication, directs the Reporter of Decisions not to publish in the *Official Reports*, and that may be cited or relied upon only in limited circumstances (see Cal. Rules of Court, rule 8.1115(b)).

original proceedings Petitions for writs within the Supreme Court's original jurisdiction. The most common types are mandamus and prohibition, which may relate to either civil or criminal matters, and habeas corpus.

petition for review A request for Supreme Court review of a Court of Appeal decision.

petition for review denied An order by the Supreme Court declining review of a Court of Appeal decision.

petition for review granted An order by the Supreme Court granting review of a Court of Appeal decision.

petition for review granted and held An order by the Supreme Court granting review of a Court of Appeal decision that will be held for final action until a lead case addressing a related issue has been decided by the Supreme Court.

petition for review granted and transferred An order by the Supreme Court granting review of a Court of Appeal summary denial in an original proceeding and transferring review of the case to a Court of Appeal for further proceedings.

request for publication or depublication A case in which the sole relief requested is for the Supreme Court to order that a Court of Appeal decision be either published or depublished.

written opinion The written decision, with reasons stated, that describes and explains the outcome of a Supreme Court case.

APPENDIX C

Courts of Appeal Glossary

The definitions in this glossary are intended only to provide context and a general understanding of the information in this publication. They are not to be relied on as legal authority or cited as authoritative.

appeal A proceeding for direct review of a judgment of an appealable order of a trial court. Excludes collateral review by means of an original proceeding. (See “civil appeal” and “criminal appeal.”)

civil appeal An appeal in a case that is neither a criminal nor a juvenile delinquency case.

civil original proceeding Any original proceeding in which the underlying case is not related to a violation of criminal law.

Court of Appeal The California court that hears (1) appeals in all noncapital cases in which a Superior Court has original jurisdiction and (2) appeals under other special circumstances, as prescribed by law.

criminal appeal An appeal from the judgment or order in a case charging a violation of criminal law.

criminal original proceeding Any original proceeding in which the underlying case is related to a violation of criminal law.

disposition Termination of an appeal or original proceeding. Court of Appeal dispositions are either by written opinion or without opinion (with or without a record filed).

fully briefed appeal A pending appeal in which all briefs have been filed.

median time In a listing where time values are placed in order from shortest to longest, the value with half of the cases above it and half below it.

90th percentile time In a listing where time values are placed in order from shortest to longest, the value with 10 percent of the cases above it and 90 percent below it.

notice filed The filing of a notice of appeal in the Superior Court, initiating the appellate process.

original proceedings Cases begun in an appellate court, commonly called writ proceedings. The most common are writs of mandamus and prohibition, usually seeking an order addressed to a lower court, and writs of habeas corpus, usually addressed to a person holding another in official custody. (See “civil original proceeding” and “criminal original proceeding.”)

pending appeal An appeal awaiting decision.

record filed The filing of the trial court clerk’s transcript (copies of documents filed in the case) and the reporter’s transcript (the typed version of oral proceedings).

APPENDIX D

Superior Courts Glossary

The definitions in this glossary are intended only to provide context and a general understanding of the information in this publication. They are not to be relied on as legal authority or cited as authoritative.

appeal A proceeding for direct review of a civil or criminal judgment from a limited-jurisdiction case, including small claims matters.

assessed judge need (AJN): Represents the estimated number of judicial officers needed to handle the workload in the trial courts based on the Judicial Needs Assessment Project.

caseload clearance rate Clearance rates show the number of outgoing cases as a percentage of the number of incoming cases. They measure whether the court is disposing of cases in a timely fashion or whether a backlog of cases is growing.

commissioner A subordinate judicial officer, employed by the court, who performs judicial or quasi-judicial duties assigned to him or her. A commissioner may be authorized to decide only limited pretrial issues of fact and law or to conduct complete trials. Commissioners frequently act as temporary judges.

disposition Termination of a proceeding. Civil dispositions *before trial* include transfers to another trial court, dismissals, summary judgments, and other judgments. Criminal dispositions *before trial* include transfers to another trial court, sentences after pleas of guilty or no contest, and dismissals. Civil dispositions *after trial* include entry of judgment after jury trial and court trial. Criminal dispositions *after trial* include acquittals, grants of probation, and sentences after conviction.

family law (marital) Proceedings in which a petition has been filed for dissolution or voiding of a marriage or for legal separation.

family law petitions Family law cases other than marital cases, such as domestic violence petitions and petitions filed by the Department of Child Support Services (DCSS) for reimbursement of child support.

felony A criminal case alleging an offense punishable by imprisonment in a state prison or by death.

filings in civil matters Civil cases for which complaints or petitions have been filed.

filings in criminal matters The number of defendants against whom criminal charges have been filed.

filings in juvenile matters The number of minors who are the subjects of petitions.

judgeship A judicial position conferring power to exercise the full legal authority of the court in which the judge sits (by selection or assignment). The term “Judgeships,” as used in this report, represents the number of positions authorized by law, whether filled or vacant.

judicial position equivalents An estimate of the number of judicial officers who were present and available to conduct court business. The number includes authorized judgeships (adjusted to reflect judicial vacancies and assistance given to other courts) and assistance received from assigned judges, full-time and part-time commissioners and referees, and temporary judges serving by stipulation of the parties.

judicial positions The number of judgeships authorized by law, plus positions of referees and commissioners.

juvenile delinquency proceedings Petitions filed under Welfare and Institutions Code section 602, alleging violation of a criminal statute, and petitions filed under Welfare and Institutions Code section 601, alleging that a minor is beyond the control of parents or guardians but has not

violated any law. An *original petition* begins a delinquency proceeding. A *subsequent petition* adds allegations against a minor child who is already subject to the court's jurisdiction.

juvenile dependency proceedings Petitions filed under Welfare and Institutions Code section 300, seeking to make a minor child a ward of the court because of abuse or neglect. An *original petition* begins a dependency proceeding. A *subsequent petition* adds allegations regarding a minor child who is already subject to the court's jurisdiction.

limited civil All civil matters with a value of \$25,000 or less, except small claims matters.

mental health proceedings Includes most types of mental health cases, including but not limited to postcertification treatment (W&I 5300), LPS Conservatorship (W&I 5350), narcotics addict (W&I 3050/3051), commitments (PC 2966), mental competency (PC 1368), sexually violent predator (W&I 6600), juvenile (W&I 1800), mentally retarded and dangerous (W&I 6500), and W&I Code, § 4500.

motor vehicle personal injury, death, and property damage Actions for damages in excess of \$25,000 for physical injury to persons and property and actions for wrongful death related to motor vehicle accidents.

nontraffic infractions Nontraffic violations of state statutes or local ordinances specified as infractions.

nontraffic misdemeanors Misdemeanors including intoxication complaints and violations of the Penal Code, local city and county ordinances, and the Fish and Game Code.

other civil complaints and petitions Cases not covered in any other civil case category, including complaints for declaratory relief only, mechanics' liens, and petitions for partnership and corporate governance. If the requested relief is for money, it must be in excess of \$25,000 to be filed as a general-jurisdiction case.

other mental health proceedings Includes other mental health cases not included in the mental health category as well as noncriminal habeas corpus.

personal injury, death, and property damage All actions for damages in excess of \$25,000 for physical injury to persons and property and all actions for wrongful death.

probate and guardianship All probate proceedings, will contests, guardianship and conservatorship proceedings (including conservatorship proceedings under the Lanterman-Petris-Short Act), and petitions to compromise minors' claims (when not part of a pending action or proceeding).

reduced to misdemeanor Cases in which a charge originally filed as a felony is disposed of as a misdemeanor.

referee A subordinate judicial officer employed by a county to handle matters assigned by the court, such as traffic law violations.

small claims All matters filed in small claims court (value of \$10,000 or less).

time to disposition The amount of time it takes a court to dispose of cases within established time frames.

traffic infractions Traffic-related violations of state statutes or city or county ordinances specified as infractions, excluding parking violations.

traffic misdemeanors Violations of Vehicle Code § 20002 (hit and run, property damage), 23104 (reckless driving, causing injury), and 23152 (driving under the influence of alcohol or drugs) and all other traffic misdemeanors.

unlimited civil All civil matters with a value of more than \$25,000.

APPENDIX E — Courts of Appeal Data Tables

Summary of Filings

Fiscal Years 2006-07 through 2015-16

Courts of Appeal

Data for Figures 6–7



Get this graphic

Fiscal year	Authorized justices (A)	Contested matters		Records of appeal		Original proceedings	
		Total (B)	Per authorized justice (C)	Total (D)	Per authorized justice (E)	Total (F)	Per authorized justice (G)
FY16	105	20,217	193	13,296	127	6,921	66
FY15	105	20,661	197	13,607	130	7,054	67
FY14	105	20,198	192	13,182	126	7,016	67
FY13	105	20,391	194	13,020	124	7,371	70
FY12	105	21,894	209	13,498	129	8,396	80
FY11	105	23,021	219	13,950	133	9,071	86
FY10	105	22,515	214	13,738	131	8,777	84
FY09	105	22,030	210	13,617	130	8,413	80
FY08	105	23,675	225	13,970	133	9,705	92
FY07	105	22,531	215	13,125	125	9,406	90

Column Key:

(B) $D + F$. "Total contested matters" means all appeals and original proceedings; it excludes motions to dismiss on clerk's certificate, rehearings, and miscellaneous orders, which do not significantly add to the court's workload.

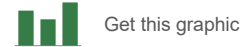
(C) B / A .

(E) D / A .

(G) F / A .

All Districts

	Total	Civil	Criminal	Juvenile
FY16	13,296	3,840	6,523	2,933
FY15	13,607	4,275	6,463	2,869
FY14	13,182	4,374	6,082	2,726
FY13	13,020	4,609	5,775	2,636
FY12	13,498	4,601	6,145	2,752
FY11	13,950	4,747	6,522	2,681
FY10	13,738	4,539	6,549	2,650
FY09	13,617	4,422	6,458	2,737
FY08	13,970	4,623	6,531	2,816
FY07	13,125	4,262	6,224	2,639



District 1

	Total	Civil	Criminal	Juvenile
FY16	1,857	696	683	478
FY15	1,930	800	716	414
FY14	1,876	826	662	388
FY13	1,823	823	653	347
FY12	1,848	843	674	331
FY11	1,971	886	759	326
FY10	1,943	864	756	323
FY09	1,861	812	704	345
FY08	2,010	820	851	339
FY07	2,054	846	818	390

District 2

	Total	Civil	Criminal	Juvenile
FY16	4,484	1,386	2,000	1,098
FY15	4,380	1,649	1,730	1,001
FY14	4,236	1,597	1,592	1,047
FY13	4,191	1,742	1,570	879
FY12	4,399	1,700	1,704	995
FY11	4,687	1,852	1,913	922
FY10	4,415	1,723	1,808	884
FY09	4,442	1,672	1,881	889
FY08	4,761	1,931	1,884	946
FY07	3,906	1,513	1,732	661

District 3

	Total	Civil	Criminal	Juvenile
FY16	1,666	291	1,093	282
FY15	1,680	283	1,051	346
FY14	1,579	322	1,006	251
FY13	1,566	308	992	266
FY12	1,666	323	1,028	315
FY11	1,709	324	1,019	366
FY10	1,750	317	1,028	405
FY09	1,715	305	957	453
FY08	1,704	294	1,058	352
FY07	1,629	290	985	354

District 4

	Total	Civil	Criminal	Juvenile
FY16	3,388	1,125	1,537	726
FY15	3,540	1,143	1,685	712
FY14	3,509	1,219	1,605	685
FY13	3,439	1,274	1,437	728
FY12	3,588	1,282	1,551	755
FY11	3,675	1,232	1,784	659
FY10	3,515	1,173	1,744	598
FY09	3,585	1,211	1,701	673
FY08	3,482	1,104	1,598	780
FY07	3,513	1,157	1,541	815

District 5

	Total	Civil	Criminal	Juvenile
FY16	1,152	203	709	240
FY15	1,275	201	797	277
FY14	1,125	174	719	232
FY13	1,201	208	680	313
FY12	1,182	208	693	281
FY11	1,148	221	597	330
FY10	1,335	246	760	329
FY09	1,249	207	762	280
FY08	1,252	221	713	318
FY07	1,270	210	723	337

District 6

	Total	Civil	Criminal	Juvenile
FY16	749	139	501	109
FY15	802	199	484	119
FY14	857	236	498	123
FY13	800	254	443	103
FY12	815	245	495	75
FY11	760	232	450	78
FY10	780	216	453	111
FY09	765	215	453	97
FY08	761	253	427	81
FY07	753	246	425	82

All Districts

	Total	Civil	Criminal	Juvenile
FY16	6,921	1,781	4,791	349
FY15	7,054	1,834	4,803	417
FY14	7,016	1,851	4,742	423
FY13	7,371	1,916	5,005	450
FY12	8,396	1,982	5,945	469
FY11	9,071	2,122	6,533	416
FY10	8,777	2,017	6,305	455
FY09	8,413	2,139	5,788	486
FY08	9,705	2,444	6,701	560
FY07	9,406	2,488	6,195	723



Get this graphic

District 1

	Total	Civil	Criminal	Juvenile
FY16	966	219	668	79
FY15	1,005	285	623	97
FY14	1,022	309	629	84
FY13	1,111	330	704	77
FY12	1,236	307	860	69
FY11	1,298	320	904	74
FY10	1,313	320	931	62
FY09	1,239	381	787	71
FY08	1,426	430	928	68
FY07	1,379	448	843	88

District 2

	Total	Civil	Criminal	Juvenile
FY16	2,453	784	1,566	103
FY15	2,551	768	1,628	155
FY14	2,516	744	1,624	148
FY13	2,534	745	1,640	149
FY12	2,813	795	1,863	155
FY11	3,174	896	2,140	138
FY10	3,101	816	2,100	185
FY09	2,948	842	1,958	148
FY08	3,619	984	2,426	209
FY07	3,183	978	1,962	243

District 3

	Total	Civil	Criminal	Juvenile
FY16	769	117	610	42
FY15	741	131	569	41
FY14	793	134	598	61
FY13	788	143	601	44
FY12	896	162	691	43
FY11	1,067	177	829	61
FY10	979	160	756	63
FY09	894	160	660	74
FY08	1,056	192	792	72
FY07	1,052	234	752	66

District 4

	Total	Civil	Criminal	Juvenile
FY16	1,687	463	1,160	64
FY15	1,665	472	1,137	56
FY14	1,571	457	1,048	66
FY13	1,663	476	1,089	98
FY12	2,012	510	1,393	109
FY11	2,076	490	1,518	68
FY10	1,954	483	1,406	65
FY09	1,946	530	1,317	99
FY08	2,103	577	1,408	118
FY07	2,243	596	1,452	195

District 5

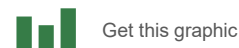
	Total	Civil	Criminal	Juvenile
FY16	736	118	568	50
FY15	740	91	590	59
FY14	769	102	614	53
FY13	878	104	712	62
FY12	1,022	116	824	82
FY11	991	136	792	63
FY10	966	144	752	70
FY09	923	122	729	72
FY08	985	139	772	74
FY07	1,020	102	809	109

District 6

	Total	Civil	Criminal	Juvenile
FY16	310	80	219	11
FY15	352	87	256	9
FY14	345	105	229	11
FY13	397	118	259	20
FY12	417	92	314	11
FY11	465	103	350	12
FY10	464	94	360	10
FY09	463	104	337	22
FY08	516	122	375	19
FY07	529	130	377	22

Appeals Terminated by Written Opinion
Fiscal Years 2013-14 through 2015-16

Courts of Appeal
Data for Figures 22–27



Fiscal year	Total cases		Affirmance						Reversed		Dismissed	
	Number (A)	Percent (B)	Total		Full		With modification		Number (I)	Percent (J)	Number (K)	Percent (L)
			Number (C)	Percent (D)	Number (E)	Percent (F)	Number (G)	Percent (H)				
Total appeals												
FY16	9,585	100%	8,269	86%	6,759	71%	1,510	16%	1,038	11%	278	3%
FY15	9,126	100%	7,939	87%	6,383	70%	1,556	17%	924	10%	263	3%
FY14	9,293	100%	8,163	88%	6,534	70%	1,629	18%	880	9%	250	3%
Criminal appeals by defendants												
FY16	5,129	100%	4,667	91%	3,652	71%	1,015	20%	365	7%	97	2%
FY15	4,424	100%	4,116	93%	3,060	69%	1,056	24%	245	6%	63	1%
FY14	4,483	100%	4,201	94%	3,092	69%	1,109	25%	188	4%	94	2%
Criminal appeals by prosecution												
FY16	173	100%	127	73%	115	66%	12	7%	43	25%	3	2%
FY15	159	100%	104	65%	94	59%	10	6%	51	32%	4	3%
FY14	172	100%	141	82%	131	76%	10	6%	31	18%	0	0%
Civil appeals												
FY16	2,838	100%	2,239	79%	1,957	69%	282	10%	491	17%	108	4%
FY15	3,002	100%	2,391	80%	2,088	70%	303	10%	493	16%	118	4%
FY14	2,988	100%	2,381	80%	2,068	69%	313	10%	520	17%	87	3%
Juvenile appeals (criminal violation)^a												
FY16	374	100%	343	92%	230	61%	113	30%	29	8%	2	1%
FY15	404	100%	360	89%	245	61%	115	28%	39	10%	5	1%
FY14	530	100%	478	90%	352	66%	126	24%	47	9%	5	1%
Other juvenile appeals^b												
FY16	1,071	100%	893	83%	805	75%	88	8%	110	10%	68	6%
FY15	1,137	100%	968	85%	896	79%	72	6%	96	8%	73	6%
FY14	1,120	100%	962	86%	891	80%	71	6%	94	8%	64	6%

Column Key:

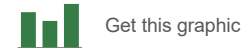
- (A) C + I + K. Total does not match that in column E of Table 1 because of missing data. Percentages are calculated based on totals shown in column A.
- (B) D + J + L. Components may not add to total because of rounding.

Notes:

- ^a Juvenile appeals filed under Welf. & Inst. Code, § 602, alleging violation of a criminal statute.
- ^b Juvenile appeals filed under Welf. & Inst. Code, § 300 or § 601. These cases do not involve violations of criminal statutes.

Percentage of Majority Opinions Published
Fiscal Year 2015–16

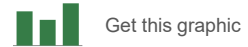
Courts of Appeal
Data for Figures 28–32



District	Total	Civil Appeals	Criminal Appeals	Juvenile Appeals	Original Proceedings
Statewide	8%	15%	4%	5%	15%
First	11%	18%	7%	10%	14%
Second	6%	11%	3%	3%	23%
Third	9%	24%	6%	2%	64%
Fourth	8%	14%	4%	8%	11%
Fifth	5%	18%	4%	1%	2%
Sixth	10%	21%	6%	1%	14%

APPENDIX F — Superior Court Statewide Data Tables
Caseloads and Authorized Judicial Positions
Fiscal Years 2006–07 through 2015–16

Superior Courts
Data for Figures 1–2



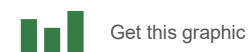
Fiscal year	Judicial positions (A)	Filings		Dispositions	
		Total (B)	Per judicial position (C)	Total (E)	Per judicial position (F)
FY16	2,013	6,217,800	3,089	5,488,909	2,727
FY15	2,013	6,850,075	3,403	6,346,253	3,153
FY14	2,024	7,497,069	3,704	6,731,078	3,326
FY13	2,024	7,735,076	3,822	6,625,491	3,273
FY12	2,024	8,558,889	4,229	7,576,781	3,743
FY11	2,022	9,442,846	4,669	8,553,501	4,230
FY10	2,022	10,079,116	4,985	8,783,029	4,344
FY09	2,022	10,257,641	5,073	8,768,510	4,336
FY08	2,022	9,592,939	4,744	7,989,156	3,951
FY07	1,972	9,469,791	4,802	7,891,932	4,002

Column Key:

- (A) Judicial positions include authorized commissioners and referees in addition to the number of judges authorized for the court. The 50 new judgeships authorized but not funded by Assembly Bill 159, effective January 2008, are included in column A.
- (C) B / A.
- (F) E / A.

Note:

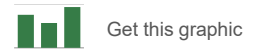
Dispositions are underreported due to incomplete data from some courts. See Appendix A for more details.



Fiscal Year	Total Civil (A)	Unlimited Civil					Limited Civil (G)	Small Claims (H)
		Total Unlimited Civil (B)	Motor Vehicle PI/PD/WD (C)	Other PI/PD/WD (D)	Other Civil Complaints & Petitions (E)	Small Claims Appeals (F)		
Filings								
FY16	712,299	201,390	35,100	21,515	140,063	4,712	352,562	158,347
FY15	721,520	192,761	32,807	21,202	133,640	5,112	378,272	150,487
FY14	836,258	193,674	31,846	22,079	134,436	5,313	487,056	155,528
FY13	924,149	200,119	30,159	23,114	140,295	6,551	555,967	168,063
FY12	999,281	212,061	29,468	22,545	153,004	7,044	602,608	184,612
FY11	1,098,548	218,932	27,812	21,649	161,825	7,646	686,000	193,616
FY10	1,150,026	217,731	28,964	20,928	159,396	8,443	720,308	211,987
FY09	1,227,779	211,555	28,945	21,142	152,262	9,206	783,883	232,341
FY08	1,096,959	182,815	28,431	20,684	124,696	9,004	686,903	227,241
FY07	954,260	169,759	29,830	20,875	110,371	8,683	560,102	224,399
Dispositions								
FY16	676,074	182,679	32,537	19,923	126,475	3,346	342,553	150,842
FY15	747,462	179,522	28,625	18,732	128,596	3,569	410,023	157,917
FY14	840,831	173,795	25,386	17,533	126,631	4,245	507,752	159,284
FY13	938,938	190,600	27,364	19,589	138,764	4,883	569,368	178,970
FY12	1,028,563	206,237	27,685	21,216	152,152	5,184	638,611	183,715
FY11	1,171,737	216,138	28,060	19,884	162,388	5,806	753,405	202,194
FY10	1,112,136	193,865	27,294	18,821	140,933	6,817	703,350	214,921
FY09	1,113,499	176,219	26,123	18,583	124,894	6,619	711,169	226,111
FY08	904,687	153,299	26,402	20,572	100,131	6,194	533,106	218,282
FY07	871,428	142,476	26,514	18,252	91,225	6,485	510,833	218,119
Caseload Clearance Rate								
FY16	95%	91%	93%	93%	90%	71%	97%	95%
FY15	104%	93%	87%	88%	96%	70%	108%	105%
FY14	101%	90%	80%	79%	94%	80%	104%	102%
FY13	102%	95%	91%	85%	99%	75%	102%	106%
FY12	103%	97%	94%	94%	99%	74%	106%	100%
FY11	107%	99%	101%	92%	100%	76%	110%	104%
FY10	97%	89%	94%	90%	88%	81%	98%	101%
FY09	91%	83%	90%	88%	82%	72%	91%	97%
FY08	82%	84%	93%	99%	80%	69%	78%	96%
FY07	91%	84%	89%	87%	83%	75%	91%	97%

Column Key:

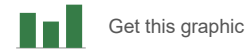
- (A) Sum of C through H.
- (B) Sum of C through F.
- (A), (B) Components may not add up to total value because not all courts were able to submit complete disposition data elements.
- (E) Civil complaints and petitions not specified in columns C and D. Prior to the 2004 Court Statistics Report, this case type included miscellaneous family law petitions, which are now reported in the Family and Juvenile section.



Fiscal year	General civil unlimited disposed of in less than _ months			Limited civil disposed of in less than _ months			Unlawful detainers disposed of in less than _ days		Small claims disposed of in less than _ days	
	12 (A)	18 (B)	24 (C)	12 (D)	18 (E)	24 (F)	30 (G)	45 (H)	70 (I)	90 (J)
FY16	64%	76%	83%	82%	90%	93%	55%	73%	59%	72%
FY15	64%	76%	83%	83%	91%	94%	51%	70%	58%	71%
FY14	66%	77%	84%	86%	93%	95%	49%	68%	60%	71%
FY13	68%	81%	87%	86%	93%	96%	54%	72%	59%	70%
FY12	68%	83%	90%	87%	95%	97%	53%	71%	64%	75%
FY11	70%	85%	92%	86%	95%	98%	54%	72%	62%	74%
FY10	72%	87%	93%	88%	97%	99%	56%	75%	61%	73%
FY09	70%	86%	92%	91%	98%	99%	48%	67%	61%	74%
FY08	70%	86%	93%	94%	97%	98%	55%	75%	59%	75%
FY07	67%	84%	92%	93%	97%	98%	58%	76%	64%	78%

Column Key:

(G), (H) Includes only limited jurisdiction civil unlawful detainers.



Unlimited Civil

	Total Filings	Total Dispositions	Before Trial		After Trial		Trial de Novo
			Dismissal for Delay in Prosecution	Other Before Trial	By Jury	By Court	
STATEWIDE	201,390	182,679	11,903	133,141	1,142	32,910	3,185
Dispositions Before Trial		145,044					
Dispositions After Trial		37,237			3%	88%	9%

Limited Civil

	Total Filings	Total Dispositions	Before Trial		After Trial	
			Dismissal for Delay in Prosecution	Other Before Trial	By Jury	By Court
STATEWIDE	352,562	342,553	13,636	303,170	232	25,233
Dispositions Before Trial		316,806				
Dispositions After Trial		25,465			1%	99%

Small Claims

	Total Filings	Total Dispositions	Before Trial		After Trial
			Dismissal for Delay in Prosecution	Other Before Trial	
STATEWIDE	158,347	150,842	15,470	47,913	87,459
Dispositions Before Trial		63,383			
Dispositions After Trial		87,459			

Notes: Other Before Trial includes other dismissals and transfers, summary judgments and all other judgments before trial. The manner of disposition categories may not add up to the total because not all courts were able to submit complete data for all manner of disposition data elements.

Criminal Filings, Dispositions, and Caseload Clearance Rate
Fiscal Years 2006–07 through 2015–16

Superior Courts
Data for Figures 22–31



Get this graphic

Fiscal year	Total Criminal (A)	Felonies (B)	Nontraffic		Traffic	
			Misdemeanors (C)	Infractions (D)	Misdemeanors (E)	Infractions (F)
Filings						
FY16	4,946,881	200,200	480,038	234,810	361,678	3,670,155
FY15	5,574,473	217,739	446,367	274,657	477,302	4,158,408
FY14	6,100,083	274,663	402,265	285,144	515,701	4,622,310
FY13	6,241,426	261,268	392,111	275,952	536,004	4,776,091
FY12	6,956,193	243,962	426,072	356,546	649,973	5,279,640
FY11	7,717,629	241,222	506,649	341,550	763,142	5,865,066
FY10	8,272,833	248,448	491,870	351,704	833,793	6,347,018
FY09	8,359,266	261,768	530,320	352,893	866,747	6,347,538
FY08	7,833,177	272,764	616,963	366,441	836,521	5,740,488
FY07	7,827,293	289,263	640,119	348,237	811,546	5,738,128
Dispositions						
FY16	4,367,828	185,033	353,478	150,584	286,036	3,392,697
FY15	5,122,027	223,356	357,261	200,835	400,528	3,940,047
FY14	5,406,597	254,027	336,816	196,322	404,887	4,214,545
FY13	5,185,043	240,797	322,481	222,426	417,237	3,982,102
FY12	6,017,929	226,272	371,562	313,170	500,651	4,606,274
FY11	6,832,311	228,587	398,068	304,600	541,625	5,359,431
FY10	7,116,253	238,751	429,715	321,855	591,713	5,534,219
FY09	7,082,731	235,399	444,480	291,589	612,022	5,499,241
FY08	6,553,253	210,035	511,238	368,005	555,829	4,908,146
FY07	6,452,279	216,701	531,267	343,268	555,960	4,805,083
Caseload Clearance Rate						
FY16	88%	92%	74%	64%	79%	92%
FY15	92%	103%	80%	73%	84%	95%
FY14	89%	92%	84%	69%	79%	91%
FY13	83%	92%	82%	81%	78%	83%
FY12	87%	93%	87%	88%	77%	87%
FY11	89%	95%	79%	89%	71%	91%
FY10	86%	96%	87%	92%	71%	87%
FY09	85%	90%	84%	83%	71%	87%
FY08	84%	77%	83%	100%	66%	86%
FY07	82%	75%	83%	99%	69%	84%

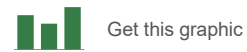
Column Key:

(A) Sum of B through F.

(B) Since 2001, a felony is counted as one filing and one disposition for each defendant throughout all stages of criminal proceedings. This change eliminated the double counting of defendants who were held to answer, certified on guilty pleas, or waived preliminary hearings, and it reduced the numbers of filings and dispositions reported.

Criminal Case Processing Time
Fiscal Years 2006–07 through 2015–16

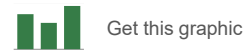
Superior Courts
Data for Figures 32–34



Fiscal year	Felonies disposed of in less than 12 months (A)	Felonies resulting in bindovers or certified pleas in less than _ days			Misdemeanors disposed of in less than _ days		
		30 (B)	45 (C)	90 (D)	30 (E)	90 (F)	120 (G)
FY16	85%	43%	54%	71%	57%	74%	80%
FY15	88%	45%	55%	71%	61%	77%	83%
FY14	88%	50%	60%	75%	61%	78%	83%
FY13	89%	49%	59%	75%	63%	79%	84%
FY12	88%	48%	58%	75%	64%	80%	85%
FY11	87%	46%	56%	72%	63%	79%	83%
FY10	87%	46%	57%	73%	62%	78%	83%
FY09	86%	47%	57%	72%	64%	80%	85%
FY08	89%	54%	63%	78%	70%	85%	88%
FY07	91%	57%	66%	80%	71%	86%	90%

Column Key:

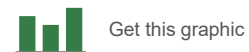
- (A) This column consists only of cases where defendants were held to answer. Processing time is based on time from first appearance in limited jurisdiction court to final disposition.
- (B)–(D) Based on the time from filing of the initial complaint to certified plea, bindover, or dismissal at or before preliminary hearing.



	Manner of Disposition			
	Total Dispositions	Felony convictions	Misdemeanor convictions	Acquittals, dismissals, and transfers
STATEWIDE	182,246	118,215	27,622	36,409
Stage of Disposition				
Before Trial	177,111	114,258	27,226	35,627
After Court Trial	317	239	21	57
After Jury Trial	4,822	3,718	375	725
Before Trial	97%	65%	15%	20%
After Court Trial	< 1%	75%	7%	18%
After Jury Trial	3%	77%	8%	15%

Note: Does not include disposition of felony petitions, which are reported only by JBSIS courts and are only classified as a disposition before hearing or after hearing.

The manner of disposition categories may not add up to the total because not all courts were able to submit complete data for all manner of disposition data elements.



Nontraffic Misdemeanors

	Total Filings	Total Dispositions	Before Trial			After Trial	
			Bail Forfeitures	Guilty Pleas	Other	By Court	By Jury
STATEWIDE	480,038	353,478	2,380	220,083	126,531	1,055	1,933
Dispositions Before Trial		348,994	1%	63%	36%		
Dispositions After Trial		2,988				35%	65%

Traffic Misdemeanors

	Total Filings	Total Dispositions	Before Trial			After Trial	
			Bail Forfeitures	Guilty Pleas	Other	By Court	By Jury
STATEWIDE	361,678	286,036	9,424	210,074	61,889	2,431	1,123
Dispositions Before Trial		281,387	3%	75%	22%		
Dispositions After Trial		3,554				68%	32%

Nontraffic Infractions

	Total Filings	Total Dispositions	Before Trial			After Trial
			Bail Forfeitures	Guilty Pleas	Other	By Court
STATEWIDE	234,810	150,584	50,827	41,580	47,694	9,904
Dispositions Before Trial		140,101	36%	30%	34%	
Dispositions After Trial		9,904				

Traffic Infractions

	Total Filings	Total Dispositions	Before Trial			After Trial
			Bail Forfeitures	Guilty Pleas	Other	By Court
STATEWIDE	3,670,155	3,392,697	1,410,731	582,906	1,067,185	322,594
Dispositions Before Trial		3,060,822	46%	19%	35%	
Dispositions After Trial		322,594				

Notes: Other Before Trial includes transfers, dismissals and dismissal after diversion.
 The manner of disposition categories may not add up to the total because not all courts were able to submit complete data for all manner of disposition data elements.



Get this graphic

Fiscal year	Family Law			Delinquency			Dependency		
	Total	Marital	Petitions	Total	Original	Subsequent	Total	Original	Subsequent
	(A)	(B)	(C)	(D)	(E)	(F)	(G)	(H)	(I)
Filings									
FY16	387,849	138,520	249,329	35,287	24,718	10,569	43,674	37,530	6,144
FY15	380,994	138,217	242,777	40,859	28,264	12,595	44,681	38,760	5,921
FY14	384,475	139,026	245,449	45,939	30,711	15,228	45,432	39,101	6,331
FY13	392,799	140,246	252,553	52,732	34,803	17,929	43,327	37,629	5,698
FY12	418,696	150,602	268,094	62,937	41,530	21,407	40,562	34,501	6,061
FY11	433,087	154,549	278,538	73,249	47,982	25,267	41,309	35,677	5,632
FY10	455,834	154,534	301,300	90,331	62,800	27,531	37,084	31,063	6,021
FY09	458,138	153,205	304,933	98,568	67,921	30,647	39,538	33,170	6,368
FY08	439,420	151,505	287,915	106,114	73,972	32,142	41,513	35,372	6,141
FY07	460,437	154,649	305,788	103,723	71,123	32,600	45,291	38,658	6,633
Dispositions									
FY16	319,777	130,286	189,327	30,258	21,966	8,292	30,604	28,935	1,669
FY15	341,674	136,008	205,666	38,381	27,502	10,879	32,200	30,615	1,585
FY14	345,102	137,725	207,377	41,962	28,166	13,796	30,496	28,829	1,667
FY13	359,567	139,934	219,633	48,356	30,541	17,815	30,021	28,609	1,412
FY12	377,726	138,739	238,987	55,338	35,594	19,744	30,714	28,892	1,822
FY11	387,004	150,932	236,072	63,933	40,299	23,634	33,028	30,900	2,128
FY10	384,848	144,628	240,220	80,156	54,142	26,014	29,849	27,866	1,983
FY09	389,785	161,129	228,656	88,845	60,029	28,816	32,655	30,318	2,337
FY08	340,238	127,654	212,584	93,578	64,153	29,425	33,611	31,825	1,786
FY07	376,279	130,170	246,109	87,604	58,871	28,733	37,420	35,599	1,821
Caseload clearance rate									
FY16	82%	94%	76%	86%	89%	78%	70%	77%	27%
FY15	90%	98%	85%	94%	97%	86%	72%	79%	27%
FY14	90%	99%	84%	91%	92%	91%	67%	74%	26%
FY13	92%	100%	87%	92%	88%	99%	69%	76%	25%
FY12	90%	92%	89%	88%	86%	92%	76%	84%	30%
FY11	89%	98%	85%	87%	84%	94%	80%	87%	38%
FY10	84%	94%	80%	89%	86%	94%	80%	90%	33%
FY09	85%	105%	75%	90%	88%	94%	83%	91%	37%
FY08	77%	84%	74%	88%	87%	92%	81%	90%	29%
FY07	82%	84%	80%	84%	83%	88%	83%	92%	27%

Column Key:

- (A), (D), (G) Components may not add up to total value because not all courts were able to submit complete disposition data elements.
- (B) Includes dissolution, legal separation, and nullity.
- (C) Includes Department of Child Support Services (DCSS), domestic violence prevention, and other miscellaneous family law petitions.

Probate, Mental Health, Appeals, Habeas Corpus Filings, Dispositions, and Caseload Clearance Rate
Fiscal Years 2006–07 through 2015–16

Superior Courts
Data for Figures 45–52



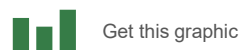
Fiscal year	Probate (A)	Mental Health			Appeals			Habeas Corpus Criminal (H)
		Total (B)	Mental Health (C)	Other (D)	Total (E)	Civil (F)	Criminal (G)	
Filings								
FY16	47,170	33,154	26,221	6,933	4,321	1,199	3,117	7,165
FY15	44,768	30,072	23,108	6,964	4,517	1,228	3,289	8,191
FY14	44,396	28,296	22,067	6,229	4,707	1,385	3,322	7,483
FY13	41,533	25,475	19,642	5,833	5,224	1,656	3,568	8,411
FY12	40,921	24,364	18,638	5,726	5,559	1,759	3,800	10,376
FY11	40,988	22,121	17,177	4,944	5,731	1,888	3,843	10,184
FY10	42,214	16,866	12,623	4,243	5,013	1,296	3,717	8,915
FY09	43,879	16,620	12,859	3,761	5,096	1,398	3,698	8,757
FY08	45,713	17,230	13,364	3,866	4,500	1,225	3,275	8,313
FY07	48,277	17,941	14,115	3,826	4,245	1,246	2,999	8,324
Dispositions								
FY16	26,827	27,151	22,115	5,034	4,122	1,220	2,899	6,268
FY15	27,706	24,683	19,115	5,568	4,700	1,298	3,402	7,420
FY14	30,182	23,781	18,630	5,151	5,363	1,534	3,829	6,764
FY13	28,573	21,503	16,785	4,718	5,795	1,904	3,891	7,695
FY12	30,369	20,518	15,788	4,730	5,834	1,802	4,032	9,790
FY11	32,292	18,530	14,653	3,877	5,224	1,571	3,653	9,442
FY10	33,330	14,405	11,174	3,231	4,649	1,306	3,343	7,403
FY09	34,116	14,957	11,847	3,110	4,510	1,499	3,011	7,412
FY08	35,276	16,305	13,345	2,960	4,713	1,529	3,184	7,495
FY07	39,029	16,436	13,548	2,888	4,504	1,711	2,793	6,953
Caseload clearance								
FY16	57%	82%	84%	73%	95%	102%	93%	87%
FY15	62%	82%	83%	80%	104%	106%	103%	91%
FY14	68%	84%	84%	83%	114%	111%	115%	90%
FY13	69%	84%	85%	81%	111%	115%	109%	91%
FY12	74%	84%	85%	83%	105%	102%	106%	94%
FY11	79%	84%	85%	78%	91%	83%	95%	93%
FY10	79%	85%	89%	76%	93%	101%	90%	83%
FY09	78%	90%	92%	83%	89%	107%	81%	85%
FY08	77%	95%	100%	77%	105%	125%	97%	90%
FY07	81%	92%	96%	75%	106%	137%	93%	84%

Column Key:

- (B), (E) Components may not add up to total value because not all courts were able to submit complete disposition data elements.
- (C) Includes most types of mental health cases including but not limited to Postcertification Treatment (W&I 5300), LPS Conservatorship (W&I 5350), Narcotics Addict (W&I 3050/3051), Commitments (PC 2966), Mental Competency (PC 1368), Sexually Violent Predator (W&I 6600), Juvenile (W&I 1800), Mentally Retarded and Dangerous (W&I 6500), and Welf. & Inst. Code, § 4500.
- (D) Includes other mental health cases not included in C for JBSIS courts, and noncriminal habeas corpus reported by non-JBSIS courts.

**Caseflow Management Data
Trials By Type of Proceeding
Fiscal Years 2006–07 through 2015–16**

**Superior Courts
Data for Figures 53–65**



Jury Trials

	Total (A)	Felony (B)	Misdemeanors (C)	PI/PD/WD Civil Unlimited (D)	Other Civil Unlimited (E)	Civil Limited (F)	Probate and Mental Health (G)
FY16	9,279	4,822	3,056	682	460	232	27
FY15	9,452	4,778	2,907	712	519	491	45
FY14	9,950	5,541	2,754	738	489	242	186
FY13	9,478	4,923	2,883	747	533	333	59
FY12	10,038	5,296	3,001	730	473	510	28
FY11	10,129	5,691	2,958	684	533	228	35
FY10	11,053	6,022	3,404	758	642	190	37
FY09	12,532	6,705	3,904	714	758	406	45
FY08	11,138	5,882	3,563	608	566	488	31
FY07	11,520	5,906	3,890	772	557	357	38

Court Trials

	Total (A)	Felony (B)	Misdemeanor and Infractions (C)	PI/PD/WD Civil Unlimited (D)	Other Civil Unlimited (E)	Civil Limited (F)	Probate and Mental Health (G)
FY16	427,276	317	335,984	571	32,339	25,233	32,832
FY15	479,937	281	382,076	763	33,995	31,708	31,114
FY14	475,218	598	377,675	831	31,702	31,656	32,756
FY13	472,035	600	362,435	938	33,245	44,491	30,326
FY12	535,288	677	421,903	1,354	33,789	47,340	30,225
FY11	528,656	592	415,601	2,185	34,570	45,089	30,619
FY10	479,329	725	378,169	1,954	23,445	47,643	27,393
FY09	443,442	711	343,731	1,078	19,147	50,036	28,739
FY08	520,779	1,088	434,677	913	14,283	41,374	28,444
FY07	503,909	567	411,878	1,092	13,812	45,125	31,435

**Trial Court Workload and Resources
Judicial Positions and Use of Judicial Assistance
Fiscal Years 2006–07 through 2015–16**

**Superior Courts
Data for Figures 66–68**

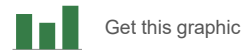


Get this graphic

Fiscal year	Judicial positions					Judicial position equivalents (F)	Assessed Judicial Need (AJN) (G)
	Total (A)	Judges (B)	Subordinate judicial officers				
			Total (C)	Commissioners (D)	Referees (E)		
FY16	2,013	1,726	287	277	10	2,020	2,049
FY15	2,013	1,715	298	288	10	2,014	2,171
FY14	2,024	1,706	318	291	27	2,002	2,171
FY13	2,024	1,695	329	302	27	2,058	2,286
FY12	2,024	1,682	342	315	27	2,088	2,286
FY11	2,022	1,662	360	333	27	2,121	2,352
FY10	2,022	1,646	376	349	27	2,118	2,352
FY09	2,022	1,630	392	365	27	2,150	2,352
FY08	2,022	1,614	408	381	27	2,175	2,348
FY07	1,972	1,548	424	397	27	2,187	2,332

Column Key:

- (A) B + C.
- (B) The 50 new judgeships authorized but not funded by Assembly Bill 159, effective January 2008, are included in column B.
- (C) D + E. Total may not match exactly due to rounding caused by part-time commissioner and referee positions.
- (F) Reflects authorized judicial positions adjusted for vacancies, assistance rendered by the court to other courts, and assistance received by the court from assigned judges, temporary judges, commissioners, and referees. With the 50 new judgeships authorized by Assembly Bill 159 positions unfilled, pending funding approval by the Legislature, they are considered vacant and are excluded in column F in the same way as other judicial vacancies.
- (G) Represents the estimated number of judicial officers needed to handle the workload in the trial courts based on the Judicial Needs Assessment Project. The Judicial Needs Assessment Project was approved by the Judicial Council in 2001 as the methodology for evaluating judicial workload and the need for new judgeships. In 2004, the Judicial Council approved a minor change in the assessment methodology that uses a 3-year average filings data instead of using a single year. The AJN numbers are updated on a 2-year cycle in even-numbered years, and the values for FY 2015-16 represent the 2016 update that was presented to the Judicial Council at the October 2016 meeting.



Fiscal year	Days rendered by judge source			
	Total (A)	Retired judges (B)	Court of Appeal justices (C)	Trial court judges (D)
Days received by all courts				
FY16	33,078	31,705	0	1,373
FY15	33,262	31,785	285	1,192
FY14	33,715	32,428	0	1,287
FY13	34,580	33,794	0	786
FY12	34,714	34,002	0	712
FY11	36,883	36,203	0	680
FY10	40,977	39,987	1	989
FY09	41,948	40,100	13	1,835
FY08	35,729	35,554	17	158
FY07	34,045	33,691	0	354
Days received by Courts of Appeal				
FY16	1,511	253	0	1,258
FY15	2,101	624	285	1,192
FY14	1,426	142	0	1,284
FY13	673	166	0	507
FY12	607	75	0	532
FY11	630	112	0	518
FY10	1,350	500	1	849
FY09	1,058	105	0	953
FY08	545	528	17	0
FY07	413	73	0	340
Days received by trial courts				
FY16	31,567	31,452	0	115
FY15	31,161	31,161	0	0
FY14	32,289	32,286	0	3
FY13	33,907	33,628	0	279
FY12	34,107	33,927	0	180
FY11	36,253	36,091	0	162
FY10	39,627	39,487	0	140
FY09	40,890	39,995	13	882
FY08	35,184	35,026	0	158
FY07	33,632	33,618	0	14

Column Key:

(A) Components may not add to total due to rounding. Includes only assistance rendered by judges through assignments. Does not include assistance rendered by commissioners, referees, and temporary judges.

**APPENDIX G — County Tables
Caseloads and Judicial Positions, by County**

Superior Courts

Fiscal Year 2015–16

Table 1

County	Authorized Judicial positions as of 06/30/16 (A)	Judicial position equivalents 2015–16 (B)	Filings			Dispositions		
			Total (C)	Per judicial position (D)	Rank (E)	Total (F)	Per judicial position equivalent (G)	Rank (H)
STATEWIDE	2,013.1	2,019.8	6,217,800	(i) 3,089		5,488,909	(i) 2,718	
Alameda	85.0	84.9	258,278	3,039	28	246,058	2,897	19
Alpine	2.3	2.3	1,363	593	55	1,373	597	48
Amador	2.3	2.9	7,202	3,131	26	5,931	2,071	37
Butte	13.0	13.8	32,898	2,531	45	(i) 19,193	(i) 1,391	
Calaveras	2.3	2.9	6,235	2,711	41	3,463	1,181	44
Colusa	2.3	2.4	9,733	4,232	6	7,080	3,005	15
Contra Costa	46.0	47.3	122,162	2,656	42	(i) 121,591	(i) 2,571	
Del Norte	2.8	3.2	8,332	2,976	33	13,031	4,048	4
El Dorado	9.0	10.8	20,144	2,238	47	19,520	1,814	40
Fresno	49.0	49.4	161,429	3,294	21	149,316	3,022	14
Glenn	2.3	2.4	9,195	3,998	10	9,300	3,913	5
Humboldt	8.0	8.9	24,008	3,001	31	23,493	2,651	23
Imperial	11.3	11.8	67,630	5,985	1	71,764	6,082	1
Inyo	2.3	2.9	11,720	5,096	3	10,094	3,475	9
Kern	43.0	43.8	199,097	4,630	5	169,332	3,869	7
Kings	8.6	9.7	27,902	3,244	24	17,304	1,790	42
Lake	4.7	5.6	10,244	2,180	49	10,994	1,973	38
Lassen	2.3	2.9	6,965	3,028	29	6,248	2,184	33
Los Angeles	585.3	577.3	1,601,813	2,737	38	1,721,054	2,981	17
Madera	9.3	9.6	24,019	2,583	44	22,784	2,386	28
Marin	12.7	12.3	41,613	3,277	22	37,744	3,059	13
Mariposa	2.3	2.7	3,224	1,402	52	2,758	1,033	45
Mendocino	8.4	8.6	18,741	2,231	48	18,061	2,098	36
Merced	12.0	12.7	46,244	3,854	11	37,848	2,982	16
Modoc	2.3	2.3	1,770	770	54	1,565	672	47
Mono	2.3	2.4	8,384	3,645	13	8,251	3,369	10
Monterey	21.2	22.4	61,270	2,890	35	59,276	2,648	24
Napa	8.0	8.5	(i) 18,669	(i) 2,334		(i) 16,860	(i) 1,973	
Nevada	7.6	8.3	22,537	2,965	34	17,889	2,150	34
Orange	144.0	150.6	434,788	3,019	30	(i) 71,759	(i) 477	
Placer	14.5	16.3	41,081	2,833	37	(i) 12,063	(i) 740	
Plumas	2.3	2.4	3,497	1,520	51	2,945	1,206	43
Riverside	76.0	89.3	426,138	5,607	2	449,258	5,033	2
Sacramento	72.5	78.0	257,852	3,557	15	(i) 192,182	(i) 2,464	
San Benito	2.3	2.7	8,099	3,521	16	7,693	2,859	21
San Bernardino	86.0	89.2	315,942	3,674	12	(i) 213,396	(i) 2,391	
San Diego	154.0	151.2	470,854	3,057	27	432,846	2,863	20
San Francisco	55.9	60.7	176,249	3,153	25	147,825	2,434	27
San Joaquin	33.5	35.7	116,444	3,476	18	92,815	2,598	25
San Luis Obispo	15.0	15.7	51,660	3,444	19	45,962	2,931	18
San Mateo	33.0	33.3	139,279	4,221	7	129,044	3,871	6
Santa Barbara	24.0	25.1	86,505	3,604	14	77,503	3,084	12
Santa Clara	89.0	88.9	219,629	2,468	46	188,993	2,126	35
Santa Cruz	13.5	13.6	47,216	3,497	17	33,306	2,455	26
Shasta	12.0	13.0	48,092	4,008	9	41,628	3,211	11

**APPENDIX G — County Tables
Caseloads and Judicial Positions, by County**

Superior Courts

Fiscal Year 2015–16

Table 1

County	Authorized Judicial positions as of 06/30/16 (A)	Judicial position equivalents 2015–16 (B)	Filings			Dispositions		
			Total (C)	Per judicial position (D)	Rank (E)	Total (F)	Per judicial position equivalent (G)	Rank (H)
STATEWIDE	2,013.1	2,019.8	6,217,800	(i) 3,089		5,488,909	(i) 2,718	
Sierra	2.3	2.0	700	304	56	738	371	49
Siskiyou	5.0	5.3	13,676	2,735	39	12,585	2,377	29
Solano	23.0	24.7	60,157	2,616	43	57,649	2,337	30
Sonoma	23.0	24.6	77,561	3,372	20	90,809	3,685	8
Stanislaus	24.0	24.9	65,441	2,727	40	55,430	2,223	32
Sutter	5.3	5.7	15,877	2,996	32	(i) 4,241	(i) 751	
Tehama	4.3	4.9	17,654	4,077	8	8,808	1,807	41
Trinity	2.3	2.6	2,402	1,044	53	2,371	928	46
Tulare	23.0	26.1	74,812	3,253	23	58,343	2,232	31
Tuolumne	4.8	5.0	10,035	2,113	50	9,187	1,852	39
Ventura	33.0	34.9	154,529	4,683	4	152,800	4,379	3
Yolo	12.4	13.0	35,551	2,867	36	36,821	2,840	22
Yuba	5.3	5.7	(i) 13,259	(i) 2,488		(i) 10,734	(i) 1,896	

Column Key:

- (A) Judicial positions include court commissioners and referees in addition to the number of judges authorized for the court. The 50 new judgeships authorized by Assembly Bill 159, effective January 2008, are still unfunded and are included in the statewide total but not shown in individual courts like in previous versions of the Court Statistics Report.
- (B) Reflects authorized judicial positions adjusted for vacancies, assistance rendered by the court to other courts, and assistance received by the court from assigned judges, temporary judges, commissioners, and referees.
- (D) C / A
- (G) F / B

Notes:

0 or — The court reported that no cases occurred or the court did not submit a report in this category. Ranks not computed for courts with missing or incomplete data.

Court Trials, by County and Type of Proceeding
Fiscal Year 2015–16

Superior Courts
Table 2

COUNTY	Total (A)	Felony (B)	Misdemeanor and Infractions (C)	PI/PD/WD Unlimited Civil (D)	Other Unlimited Civil (E)	Limited Civil (F)	Probate and Mental Health (G)
STATEWIDE	427,276	317	335,984	571	32,339	25,233	32,832
Alameda	8,721	4	4,770	47	3,131	255	514
Alpine	29	0	28	0	1	0	0
Amador	1,419	50	1,247	3	39	32	48
Butte	(i) 854	(i) 6	(i) 326	3	108	101	(i) 310
Calaveras	265	23	173	2	40	27	0
Colusa	170	0	157	0	0	5	8
Contra Costa	28,944	4	27,540	2	504	815	79
Del Norte	1,893	2	1,661	2	57	97	74
El Dorado	1,052	2	829	0	144	64	13
Fresno	9,233	0	7,318	8	288	1,017	602
Glenn	2,542	1	2,387	0	79	30	45
Humboldt	1,329	2	578	0	258	125	366
Imperial	9,993	2	9,763	2	132	83	11
Inyo	1,571	1	1,491	0	36	42	1
Kern	5,282	2	3,580	5	338	534	823
Kings	(i) 219	(i) 0	(i) 0	2	90	118	9
Lake	2,455	1	2,072	4	120	84	174
Lassen	71	0	44	0	0	7	20
Los Angeles	83,033	31	47,339	93	11,219	7,744	16,607
Madera	2,824	1	2,497	6	117	85	118
Marin	2,717	0	2,466	0	187	17	47
Mariposa	130	0	114	1	3	9	3
Mendocino	1,298	9	1,178	1	49	47	14
Merced	71	0	71	0	0	0	0
Modoc	94	0	69	0	17	3	5
Mono	512	47	452	1	10	2	0
Monterey	2,164	8	1,310	12	245	113	476
Napa	(i) 2,792	3	2,545	(i) 3	(i) 92	(i) 49	(i) 100
Nevada	807	1	633	1	120	37	15
Orange	(i) 4,412	3	(i) 0	29	2,457	1,923	(i) 0
Placer	(i) 212	(i) 4	(i) 37	0	111	51	9
Plumas	139	0	68	1	32	12	26
Riverside	41,736	4	36,784	11	2,122	2,091	724
Sacramento	(i) 13,472	2	8,601	102	1,531	1,899	(i) 1,337
San Benito	234	1	134	1	43	35	20
San Bernardino	(i) 14,671	(i) 11	(i) 11,486	18	204	2,481	(i) 471
San Diego	42,043	19	34,627	87	4,260	1,154	1,896
San Francisco	24,052	9	20,930	12	63	45	2,993
San Joaquin	3,951	1	1,748	17	520	951	714
San Luis Obispo	1,764	3	992	2	175	122	470
San Mateo	(i) 11,090	7	10,940	(i) 2	(i) 24	(i) 91	(i) 26
Santa Barbara	3,280	4	2,673	5	106	162	330
Santa Clara	21,203	8	19,440	0	697	247	811
Santa Cruz	1,442	3	930	0	275	125	109
Shasta	1,673	4	1,217	3	176	181	92

COUNTY	Total (A)	Felony (B)	Misdemeanor and Infractions (C)	PI/PD/WD Unlimited Civil (D)	Other Unlimited Civil (E)	Limited Civil (F)	Probate and Mental Health (G)
STATEWIDE	427,276	317	335,984	571	32,339	25,233	32,832
Sierra	41	0	41	0	0	0	0
Siskiyou	538	2	465	0	17	52	2
Solano	2,722	4	1,931	1	183	466	137
Sonoma	24,666	6	23,646	3	515	103	393
Stanislaus	7,752	0	7,499	1	9	209	34
Sutter	(i) 477	(i) 0	(i) 376	(i) 3	(i) 40	(i) 32	(i) 26
Tehama	506	0	441	0	13	51	1
Trinity	155	2	43	0	42	51	17
Tulare	10,606	1	9,166	12	352	374	701
Tuolumne	1,461	2	1,285	2	63	74	35
Ventura	11,777	8	9,290	61	814	635	969
Yolo	7,513	1	7,507	0	0	0	5
Yuba	(i) 1,204	(i) 8	(i) 1,049	(i) 0	(i) 71	(i) 74	(i) 2

Column Key:

(B) Includes trials for defendants whose felony charges were reduced to misdemeanors before the start of trial.

Notes:

0 or — The court reported that no cases occurred or the court did not submit a report in this category.

COUNTY	Total (A)	Felony (B)	Misdemeanor (C)	PI/PD/WD Unlimited Civil (D)	Other Unlimited Civil (E)	Limited Civil (F)	Probate and Mental Health (G)
STATEWIDE	9,279	4,822	3,056	682	460	232	27
Alameda	159	64	65	19	6	5	0
Alpine	0	0	0	0	0	0	0
Amador	8	2	3	3	0	0	0
Butte	(i) 52	(i) 31	(i) 18	2	0	0	(i) 1
Calaveras	0	0	0	0	0	0	0
Colusa	5	4	1	0	0	0	0
Contra Costa	319	110	198	4	4	3	0
Del Norte	7	7	0	0	0	0	0
El Dorado	54	29	20	4	1	0	0
Fresno	142	61	61	13	7	0	0
Glenn	12	5	7	0	0	0	0
Humboldt	36	22	9	1	3	0	1
Imperial	43	20	17	5	1	0	0
Inyo	7	5	2	0	0	0	0
Kern	327	218	100	5	1	3	0
Kings	(i) 0	(i) 0	(i) 0	0	0	0	0
Lake	22	13	5	1	1	1	1
Lassen	3	3	0	0	0	0	0
Los Angeles	2,745	1,621	628	270	125	101	0
Madera	24	15	6	1	1	1	0
Marin	41	12	20	5	4	0	0
Mariposa	10	4	4	1	0	1	0
Mendocino	19	8	9	1	1	0	0
Merced	0	0	0	0	0	0	0
Modoc	4	0	3	0	0	1	0
Mono	8	1	3	1	2	1	0
Monterey	87	35	45	4	3	0	0
Napa	(i) 64	19	39	(i) 1	(i) 3	(i) 2	(i) 0
Nevada	15	9	5	1	0	0	0
Orange	(i) 527	334	(i) 0	104	73	16	(i) 0
Placer	(i) 73	(i) 9	(i) 49	7	7	1	0
Plumas	4	0	2	1	1	0	0
Riverside	762	502	224	18	11	2	5
Sacramento	(i) 288	248	3	19	14	4	(i) 0
San Benito	7	1	4	1	0	1	0
San Bernardino	(i) 330	(i) 124	(i) 143	35	21	7	(i) 0
San Diego	634	148	299	62	89	36	0
San Francisco	382	108	189	28	32	25	0
San Joaquin	106	64	30	5	5	1	1
San Luis Obispo	41	19	12	4	4	2	0
San Mateo	(i) 395	243	139	(i) 2	(i) 8	(i) 3	(i) 0
Santa Barbara	53	27	13	11	2	0	0
Santa Clara	254	142	97	5	3	3	4
Santa Cruz	95	29	59	2	4	1	0
Shasta	95	58	30	5	1	1	0

COUNTY	Total (A)	Felony (B)	Misdemeanor (C)	PI/PD/WD Unlimited Civil (D)	Other Unlimited Civil (E)	Limited Civil (F)	Probate and Mental Health (G)
STATEWIDE	9,279	4,822	3,056	682	460	232	27
Sierra	0	0	0	0	0	0	0
Siskiyou	24	15	7	1	1	0	0
Solano	179	117	53	1	6	0	2
Sonoma	66	27	27	6	2	1	3
Stanislaus	131	61	58	6	3	3	0
Sutter	(i) 3	(i) 1	(i) 0	(i) 1	(i) 0	(i) 0	(i) 1
Tehama	1	1	0	0	0	0	0
Trinity	7	5	1	1	0	0	0
Tulare	63	6	46	1	3	0	7
Tuolumne	39	27	11	1	0	0	0
Ventura	304	109	173	10	5	6	1
Yolo	191	77	110	2	2	0	0
Yuba	(i) 12	(i) 2	(i) 9	(i) 1	(i) 0	(i) 0	(i) 0

Column Key:

(B) Includes trials for defendants whose felony charges were reduced to misdemeanors before the start of trial.

Notes:

0 or — The court reported that no cases occurred or the court did not submit a report in this category.

Total Civil Filings, by County and Case Type
Fiscal Year 2015–16

Superior Courts
Table 4a

COUNTY	Unlimited Civil							Limited Civil (G)	Small Claims (H)
	Total Civil	Total Unlimited Civil	Motor Vehicle PI/PD/WD	Other PI/PD/WD	Other Civil Complaints & Petitions	Small Claims Appeals			
	(A)	(B)	(C)	(D)	(E)	(F)			
STATEWIDE	712,299	201,390	35,100	21,515	140,063	4,712	352,562	158,347	
Alameda	23,734	9,061	1,402	915	6,577	167	9,833	4,840	
Alpine	14	8	0	3	5	0	2	4	
Amador	496	167	13	21	133	0	241	88	
Butte	3,361	986	133	70	764	19	1,949	426	
Calaveras	606	260	23	41	196	0	259	87	
Colusa	180	60	4	3	52	1	94	26	
Contra Costa	15,056	4,787	695	322	3,646	124	7,542	2,727	
Del Norte	351	105	4	3	89	9	191	55	
El Dorado	2,443	821	134	84	582	21	1,125	497	
Fresno	16,978	4,401	829	460	3,054	58	9,854	2,723	
Glenn	420	130	3	5	122	0	243	47	
Humboldt	1,917	644	45	40	552	7	973	300	
Imperial	2,244	514	58	38	409	9	1,276	454	
Inyo	207	79	4	3	71	1	95	33	
Kern	14,776	3,194	578	328	2,262	26	8,669	2,913	
Kings	1,973	451	62	49	332	8	1,330	192	
Lake	1,229	418	23	26	363	6	644	167	
Lassen	359	113	2	6	104	1	165	81	
Los Angeles	234,612	69,237	13,681	8,289	45,268	1,999	106,957	58,418	
Madera	2,133	586	106	50	427	3	1,305	242	
Marin	3,419	1,515	184	138	1,151	42	1,100	804	
Mariposa	190	27	5	4	18	0	137	26	
Mendocino	1,341	555	32	25	491	7	607	179	
Merced	3,701	856	125	73	651	7	1,990	855	
Modoc	100	40	0	1	39	0	56	4	
Mono	149	61	2	9	44	6	45	43	
Monterey	5,128	1,271	178	138	940	15	2,767	1,090	
Napa	1,746	638	92	56	476	14	699	409	
Nevada	1,180	392	49	34	294	15	499	289	
Orange	57,206	16,805	2,863	1,927	11,677	338	25,676	14,725	
Placer	4,755	1,834	329	189	1,289	27	2,012	909	
Plumas	251	98	1	8	87	2	104	49	
Riverside	43,204	10,220	1,512	1,089	7,404	215	22,507	10,477	
Sacramento	47,400	8,299	1,767	855	5,506	171	34,150	4,951	
San Benito	987	172	37	13	120	2	407	408	
San Bernardino	49,060	9,990	1,606	1,049	7,097	238	25,401	13,669	
San Diego	53,054	17,175	2,594	1,770	12,335	476	23,930	11,949	
San Francisco	14,554	6,216	852	733	4,524	107	5,655	2,683	
San Joaquin	12,584	2,997	708	99	2,117	73	7,157	2,430	
San Luis Obispo	2,897	923	141	111	640	31	1,369	605	
San Mateo	7,053	1,818	415	94	1,262	47	3,653	1,582	
Santa Barbara	5,706	1,931	310	240	1,322	59	2,546	1,229	
Santa Clara	19,586	6,624	1,102	583	4,830	109	8,689	4,273	
Santa Cruz	3,118	1,099	102	123	851	23	1,265	754	
Shasta	2,792	765	99	61	588	17	1,541	486	

Total Civil Filings, by County and Case Type
Fiscal Year 2015–16

Superior Courts
Table 4a

COUNTY	Unlimited Civil							
	Total Civil	Total Unlimited Civil	Motor Vehicle PI/PD/WD	Other PI/PD/WD	Other Civil Complaints & Petitions	Small Claims Appeals	Limited Civil	Small Claims
	(A)	(B)	(C)	(D)	(E)	(F)	(G)	(H)
STATEWIDE	712,299	201,390	35,100	21,515	140,063	4,712	352,562	158,347
Sierra	38	23	0	1	22	0	11	4
Siskiyou	742	181	3	10	168	0	483	78
Solano	7,167	1,776	289	173	1,276	38	4,219	1,172
Sonoma	6,105	2,073	356	214	1,472	31	2,861	1,171
Stanislaus	7,956	1,882	324	205	1,309	44	4,511	1,563
Sutter	1,333	427	83	33	308	3	744	162
Tehama	1,278	253	18	6	226	3	608	417
Trinity	239	91	2	6	82	1	122	26
Tulare	6,933	1,506	251	161	1,075	19	4,218	1,209
Tuolumne	836	269	28	23	218	0	394	173
Ventura	11,993	3,526	714	430	2,312	70	5,824	2,643
Yolo	2,311	699	85	48	566	0	1,193	419
Yuba	1,118	341	43	27	268	3	665	112

Column Key:

(B) Civil Unlimited includes columns C–F.

(E) Prior to the 2004 Court Statistics Report, this case type included miscellaneous family law petitions that are now reported in Table 11a.

Notes:

0 or — The court reported that no cases occurred or the court did not submit a report in this category.

Total Civil Dispositions, by County and Case Type
Fiscal Year 2015–16

Superior Courts
Table 4b

COUNTY	Total Civil (A)	Unlimited Civil					Small Claims Appeals (F)	Limited Civil (G)	Small Claims (H)
		Total Unlimited Civil (B)	Motor Vehicle PI/PD/WD (C)	Other PI/PD/WD (D)	Other Civil Complaints & Petitions (E)				
STATEWIDE	676,074	182,679	32,537	19,923	126,475	3,346	342,553	150,842	
Alameda	23,629	8,682	1,311	967	6,390	14	10,234	4,713	
Alpine	10	6	0	0	6	0	2	2	
Amador	432	152	12	23	117	0	206	74	
Butte	2,927	952	120	92	727	13	1,605	370	
Calaveras	437	85	0	5	80	0	252	100	
Colusa	134	24	4	5	15	0	78	32	
Contra Costa	15,635	4,475	747	402	3,266	60	8,152	3,008	
Del Norte	703	158	8	4	137	9	427	118	
El Dorado	2,076	758	137	68	537	16	796	522	
Fresno	16,025	4,051	787	440	2,767	57	9,676	2,298	
Glenn	390	136	9	1	126	0	218	36	
Humboldt	2,039	726	22	39	661	4	979	334	
Imperial	2,022	521	69	61	387	4	1,086	415	
Inyo	181	74	3	4	66	1	73	34	
Kern	13,598	2,651	488	279	1,867	17	8,311	2,636	
Kings	1,701	311	29	49	232	1	1,220	170	
Lake	1,184	347	27	20	298	2	669	168	
Lassen	315	91	3	8	79	1	140	84	
Los Angeles	222,794	65,925	12,478	7,762	44,098	1,587	99,317	57,552	
Madera	2,037	515	92	46	373	4	1,289	233	
Marin	3,491	1,537	199	144	1,150	44	1,153	801	
Mariposa	112	23	7	4	12	0	71	18	
Mendocino	1,469	597	41	43	508	5	693	179	
Merced	2,311	457	90	32	332	3	1,402	452	
Modoc	99	43	2	3	38	0	51	5	
Mono	219	85	5	10	67	3	76	58	
Monterey	5,921	1,179	186	141	837	15	3,838	904	
Napa	(i) 944	(i) 356	(i) 54	(i) 29	(i) 267	(i) 6	(i) 350	(i) 238	
Nevada	1,051	334	35	27	254	18	429	288	
Orange	54,879	15,850	2,754	1,764	11,025	307	25,114	13,915	
Placer	4,089	1,629	334	140	1,131	24	1,644	816	
Plumas	227	96	4	14	77	1	89	42	
Riverside	42,864	9,904	1,449	948	7,373	134	22,319	10,641	
Sacramento	43,140	6,698	1,599	653	4,276	170	31,526	4,916	
San Benito	930	128	28	15	85	0	409	393	
San Bernardino	47,811	7,949	1,530	933	5,269	217	27,020	12,842	
San Diego	57,082	16,254	2,501	1,626	11,862	265	29,716	11,112	
San Francisco	12,871	5,474	841	754	3,846	33	5,161	2,236	
San Joaquin	10,574	2,067	648	104	1,281	34	6,293	2,214	
San Luis Obispo	2,431	756	104	76	556	20	1,119	556	
San Mateo	7,406	2,213	(i) 444	(i) 114	(i) 1,257	(i) 0	3,834	1,359	
Santa Barbara	4,783	1,461	284	176	968	33	2,111	1,211	
Santa Clara	14,012	4,408	929	481	2,974	24	6,365	3,239	
Santa Cruz	2,940	1,017	35	125	844	13	1,242	681	
Shasta	2,531	604	104	86	398	16	1,422	505	

Total Civil Dispositions, by County and Case Type
Fiscal Year 2015–16

Superior Courts
Table 4b

COUNTY	Unlimited Civil							Limited Civil (G)	Small Claims (H)
	Total Civil	Total Unlimited Civil	Motor Vehicle PI/PD/WD	Other PI/PD/WD	Other Civil Complaints & Petitions	Small Claims Appeals			
	(A)	(B)	(C)	(D)	(E)	(F)			
STATEWIDE	676,074	182,679	32,537	19,923	126,475	3,346	342,553	150,842	
Sierra	15	13	0	1	12	0	1	1	
Siskiyou	560	142	8	19	115	0	346	72	
Solano	6,072	1,261	217	115	890	39	3,623	1,188	
Sonoma	6,284	2,192	322	246	1,601	23	2,998	1,094	
Stanislaus	8,747	1,779	335	216	1,195	33	5,447	1,521	
Sutter	(i) 321	(i) 106	(i) 27	(i) 7	(i) 70	(i) 2	(i) 174	(i) 41	
Tehama	762	98	16	8	74	0	394	270	
Trinity	240	90	2	2	86	0	118	32	
Tulare	5,742	1,100	228	122	750	0	3,625	1,017	
Tuolumne	767	233	28	22	183	0	366	168	
Ventura	11,320	3,172	667	381	2,053	71	5,772	2,376	
Yolo	1,950	473	88	51	334	0	1,007	470	
Yuba	(i) 838	(i) 261	(i) 46	(i) 16	(i) 196	(i) 3	(i) 505	(i) 72	

Column Key:

- (B) Civil Unlimited includes columns C–F.
- (E) Prior to the 2004 Court Statistics Report, this case type included miscellaneous family law petitions that are now reported in Table 11b.
- (A), (B) Components may not add up to total value because not all courts were able to submit complete disposition data elements.

Notes:

0 or — The court reported that no cases occurred or the court did not submit a report in this category.

Total Civil—Method of Disposition, by County
Fiscal Year 2015–16

Superior Courts
Table 5a

COUNTY	Total Filings (A)	Total Dispositions (B)	Before Trial		After Trial		Trial de Novo (G)
			Dismissal for Lack of Prosecution (C)	Other Before Trial (D)	By Jury (E)	By Court (F)	
STATEWIDE	712,299	676,074	41,009	484,224	1,374	145,602	3,185
Alameda	23,734	23,629	0	17,728	30	5,857	14
Alpine	14	10	0	8	0	2	0
Amador	496	432	4	281	3	144	0
Butte	3,361	2,927	23	2,454	2	435	13
Calaveras	606	437	1	274	0	162	0
Colusa	180	134	4	105	0	25	0
Contra Costa	15,056	15,635	566	11,941	11	3,064	53
Del Norte	351	703	54	383	0	257	9
El Dorado	2,443	2,076	26	1,499	5	530	16
Fresno	16,978	16,025	1	12,581	20	3,377	46
Glenn	420	390	0	260	0	130	0
Humboldt	1,917	2,039	456	988	4	588	3
Imperial	2,244	2,022	49	1,491	6	472	4
Inyo	207	181	1	71	0	109	0
Kern	14,776	13,598	1,238	9,690	9	2,647	14
Kings	1,973	1,701	0	1,394	0	306	1
Lake	1,229	1,184	110	780	3	289	2
Lassen	359	315	0	267	0	47	1
Los Angeles	234,612	222,794	15,173	157,246	496	48,292	1,587
Madera	2,133	2,037	36	1,651	3	343	4
Marin	3,419	3,491	20	2,706	9	712	44
Mariposa	190	112	0	82	2	28	0
Mendocino	1,341	1,469	75	1,165	2	222	5
Merced	3,701	2,311	38	1,818	0	452	3
Modoc	100	99	6	68	1	24	0
Mono	149	219	10	157	4	45	3
Monterey	5,128	5,921	1,591	3,443	7	870	10
Napa	1,746	(i) 944	(i) 26	(i) 633	(i) 6	(i) 275	(i) 4
Nevada	1,180	1,051	99	617	1	316	18
Orange	57,206	54,879	4,795	37,178	193	12,446	267
Placer	4,755	4,089	32	3,387	15	631	24
Plumas	251	227	26	131	2	67	1
Riverside	43,204	42,864	3,647	27,930	31	11,157	99
Sacramento	47,400	43,140	1,270	35,954	37	5,709	170
San Benito	987	930	3	738	2	187	0
San Bernardino	49,060	47,811	4,165	31,662	63	11,729	192
San Diego	53,054	57,082	4,359	41,538	187	10,733	265
San Francisco	14,554	12,871	244	10,536	85	1,973	33
San Joaquin	12,584	10,574	354	6,829	11	3,346	34
San Luis Obispo	2,897	2,431	102	1,595	10	710	14
San Mateo	7,053	7,406	(i) 1	(i) 5,802	(i) 13	(i) 910	(i) 0
Santa Barbara	5,706	4,783	138	3,331	13	1,268	33
Santa Clara	19,586	14,012	34	10,923	11	3,023	21
Santa Cruz	3,118	2,940	44	1,975	7	905	9
Shasta	2,792	2,531	0	1,844	7	664	16

COUNTY	Total Filings (A)	Total Dispositions (B)	Before Trial		After Trial		Trial de Novo (G)
			Dismissal for Lack of Prosecution (C)	Other Before Trial (D)	By Jury (E)	By Court (F)	
STATEWIDE	712,299	676,074	41,009	484,224	1,374	145,602	3,185
Sierra	38	15	0	14	0	1	0
Siskiyou	742	560	3	444	2	111	0
Solano	7,167	6,072	0	4,229	7	1,803	33
Sonoma	6,105	6,284	369	4,726	9	1,165	15
Stanislaus	7,956	8,747	997	6,205	12	1,501	32
Sutter	1,333	(i) 321	(i) 9	(i) 197	(i) 1	(i) 112	(i) 2
Tehama	1,278	762	0	560	0	202	0
Trinity	239	240	17	110	1	112	0
Tulare	6,933	5,742	156	4,173	4	1,409	0
Tuolumne	836	767	3	545	1	218	0
Ventura	11,993	11,320	273	7,844	21	3,114	68
Yolo	2,311	1,950	361	1,421	4	164	0
Yuba	1,118	(i) 838	(i) 0	(i) 622	(i) 1	(i) 212	(i) 3

Column Key:

(C)–(G) The total of the manner of disposition categories may not add up to B because not all courts were able to submit complete data for all manner of disposition data elements.

(D) Includes transfers, dismissals, and judgments.

(G) Data apply only to small claims appeals.

Notes:

0 or — The court reported that no cases occurred or the court did not submit a report in this category.

COUNTY	Total Filings (A)	Total Dispositions (B)	Before Trial		After Trial		Trial de Novo (G)
			Dismissal for Lack of Prosecution (C)	Other Before Trial (D)	By Jury (E)	By Court (F)	
STATEWIDE	201,390	182,679	11,903	133,141	1,142	32,910	3,185
Alameda	9,061	8,682	0	5,465	25	3,178	14
Alpine	8	6	0	5	0	1	0
Amador	167	152	3	104	3	42	0
Butte	986	952	0	826	2	111	13
Calaveras	260	85	0	43	0	42	0
Colusa	60	24	0	24	0	0	0
Contra Costa	4,787	4,475	298	3,610	8	506	53
Del Norte	105	158	20	70	0	59	9
El Dorado	821	758	0	593	5	144	16
Fresno	4,401	4,051	1	3,688	20	296	46
Glenn	130	136	0	57	0	79	0
Humboldt	644	726	243	218	4	258	3
Imperial	514	521	6	371	6	134	4
Inyo	79	74	0	38	0	36	0
Kern	3,194	2,651	160	2,128	6	343	14
Kings	451	311	0	218	0	92	1
Lake	418	347	68	151	2	124	2
Lassen	113	91	0	90	0	0	1
Los Angeles	69,237	65,925	5,675	46,956	395	11,312	1,587
Madera	586	515	12	374	2	123	4
Marin	1,515	1,537	11	1,286	9	187	44
Mariposa	27	23	0	18	1	4	0
Mendocino	555	597	50	490	2	50	5
Merced	856	457	36	418	0	0	3
Modoc	40	43	2	24	0	17	0
Mono	61	85	0	68	3	11	3
Monterey	1,271	1,179	46	859	7	257	10
Napa	638	(i) 356	(i) 16	(i) 237	(i) 4	(i) 95	(i) 4
Nevada	392	334	25	169	1	121	18
Orange	16,805	15,850	720	12,200	177	2,486	267
Placer	1,834	1,629	1	1,479	14	111	24
Plumas	98	96	18	42	2	33	1
Riverside	10,220	9,904	1,208	6,435	29	2,133	99
Sacramento	8,299	6,698	24	4,838	33	1,633	170
San Benito	172	128	2	81	1	44	0
San Bernardino	9,990	7,949	760	6,719	56	222	192
San Diego	17,175	16,254	1,229	10,262	151	4,347	265
San Francisco	6,216	5,474	80	5,226	60	75	33
San Joaquin	2,997	2,067	137	1,349	10	537	34
San Luis Obispo	923	756	55	502	8	177	14
San Mateo	1,818	2,213	(i) 1	(i) 1,778	(i) 10	(i) 26	(i) 0
Santa Barbara	1,931	1,461	64	1,240	13	111	33
Santa Clara	6,624	4,408	32	3,650	8	697	21
Santa Cruz	1,099	1,017	1	726	6	275	9
Shasta	765	604	0	403	6	179	16

COUNTY	Total Filings (A)	Total Dispositions (B)	Before Trial		After Trial		Trial de Novo (G)
			Dismissal for Lack of Prosecution (C)	Other Before Trial (D)	By Jury (E)	By Court (F)	
STATEWIDE	201,390	182,679	11,903	133,141	1,142	32,910	3,185
Sierra	23	13	0	13	0	0	0
Siskiyou	181	142	2	121	2	17	0
Solano	1,776	1,261	0	1,037	7	184	33
Sonoma	2,073	2,192	173	1,478	8	518	15
Stanislaus	1,882	1,779	634	1,094	9	10	32
Sutter	427	(i) 106	(i) 0	(i) 60	(i) 1	(i) 43	(i) 2
Tehama	253	98	0	85	0	13	0
Trinity	91	90	12	35	1	42	0
Tulare	1,506	1,100	1	731	4	364	0
Tuolumne	269	233	1	166	1	65	0
Ventura	3,526	3,172	47	2,167	15	875	68
Yolo	699	473	29	440	4	0	0
Yuba	341	(i) 261	(i) 0	(i) 186	(i) 1	(i) 71	(i) 3

Column Key:

(C)–(G) The total of the manner of disposition categories may not add up to *B* because not all courts were able to submit complete data for all manner of disposition data elements.

(D) Includes transfers, dismissals, and judgments.

(G) Data apply only to small claims appeals.

Notes:

0 or — The court reported that no cases occurred or the court did not submit a report in this category.

**Unlimited Civil: Motor Vehicle Personal Injury, Property Damage,
and Wrongful Death—Method of Disposition, by County**

Superior Courts

Table 5c

Fiscal Year 2015–16

COUNTY	Total Filings (A)	Total Dispositions (B)	Before Trial		After Trial	
			Dismissal for Lack of Prosecution (C)	Other Before Trial (D)	By Jury (E)	By Court (F)
STATEWIDE	35,100	32,537	818	31,145	350	224
Alameda	1,402	1,311	0	1,298	5	8
Alpine	0	0	0	0	0	0
Amador	13	12	0	10	1	1
Butte	133	120	0	119	1	0
Calaveras	23	0	0	0	0	0
Colusa	4	4	0	4	0	0
Contra Costa	695	747	8	737	2	0
Del Norte	4	8	0	6	0	2
El Dorado	134	137	0	136	1	0
Fresno	829	787	0	775	9	3
Glenn	3	9	0	9	0	0
Humboldt	45	22	0	22	0	0
Imperial	58	69	2	64	3	0
Inyo	4	3	0	3	0	0
Kern	578	488	1	483	1	3
Kings	62	29	0	29	0	0
Lake	23	27	0	25	1	1
Lassen	2	3	0	3	0	0
Los Angeles	13,681	12,478	607	11,700	141	30
Madera	106	92	0	87	0	5
Marin	184	199	1	196	2	0
Mariposa	5	7	0	6	1	0
Mendocino	32	41	0	41	0	0
Merced	125	90	2	88	0	0
Modoc	0	2	0	2	0	0
Mono	2	5	0	4	0	1
Monterey	178	186	1	174	2	9
Napa	92	(i) 54	(i) 0	(i) 53	(i) 0	(i) 1
Nevada	49	35	0	34	0	1
Orange	2,863	2,754	18	2,668	57	11
Placer	329	334	0	329	5	0
Plumas	1	4	0	3	1	0
Riverside	1,512	1,449	27	1,410	9	3
Sacramento	1,767	1,599	4	1,527	13	55
San Benito	37	28	0	28	0	0
San Bernardino	1,606	1,530	49	1,462	14	5
San Diego	2,594	2,501	23	2,420	34	24
San Francisco	852	841	8	817	13	3
San Joaquin	708	648	5	628	5	10
San Luis Obispo	141	104	1	100	2	1
San Mateo	415	(i) 444	(i) 0	(i) 442	(i) 1	(i) 1
Santa Barbara	310	284	13	265	5	1
Santa Clara	1,102	929	0	926	3	0
Santa Cruz	102	35	0	35	0	0
Shasta	99	104	0	100	3	1

**Unlimited Civil: Motor Vehicle Personal Injury, Property Damage,
and Wrongful Death—Method of Disposition, by County**

**Superior Courts
Table 5c**

Fiscal Year 2015–16

COUNTY	Total Filings (A)	Total Dispositions (B)	Before Trial		After Trial	
			Dismissal for Lack of Prosecution (C)	Other Before Trial (D)	By Jury (E)	By Court (F)
STATEWIDE	35,100	32,537	818	31,145	350	224
Sierra	0	0	0	0	0	0
Siskiyou	3	8	0	7	1	0
Solano	289	217	0	216	1	0
Sonoma	356	322	5	311	4	2
Stanislaus	324	335	41	289	5	0
Sutter	83	(i) 27	(i) 0	(i) 23	(i) 1	(i) 3
Tehama	18	16	0	16	0	0
Trinity	2	2	0	2	0	0
Tulare	251	228	0	221	0	7
Tuolumne	28	28	0	28	0	0
Ventura	714	667	2	631	2	32
Yolo	85	88	0	88	0	0
Yuba	43	(i) 46	(i) 0	(i) 45	(i) 1	(i) 0

Column Key:

(C)–(F) The total of the manner of disposition categories may not add up to B because not all courts were able to submit complete data for all manner of disposition data elements.

(D) Includes transfers, dismissals, and judgments.

Notes:

0 or — The court reported that no cases occurred or the court did not submit a report in this category.

**Unlimited Civil: Other Personal Injury, Property Damage,
and Wrongful Death—Method of Disposition, by County**

Superior Courts

Table 5d

Fiscal Year 2015–16

COUNTY	Total Filings (A)	Total Dispositions (B)	Before Trial		After Trial	
			Dismissal for Lack of Prosecution (C)	Other Before Trial (D)	By Jury (E)	By Court (F)
STATEWIDE	21,515	19,923	624	18,620	332	347
Alameda	915	967	0	914	14	39
Alpine	3	0	0	0	0	0
Amador	21	23	0	19	2	2
Butte	70	92	0	88	1	3
Calaveras	41	5	0	3	0	2
Colusa	3	5	0	5	0	0
Contra Costa	322	402	11	387	2	2
Del Norte	3	4	2	2	0	0
El Dorado	84	68	0	65	3	0
Fresno	460	440	0	431	4	5
Glenn	5	1	0	1	0	0
Humboldt	40	39	4	34	1	0
Imperial	38	61	0	57	2	2
Inyo	3	4	0	4	0	0
Kern	328	279	1	272	4	2
Kings	49	49	0	47	0	2
Lake	26	20	2	15	0	3
Lassen	6	8	0	8	0	0
Los Angeles	8,289	7,762	395	7,175	129	63
Madera	50	46	0	44	1	1
Marin	138	144	1	140	3	0
Mariposa	4	4	0	3	0	1
Mendocino	25	43	3	38	1	1
Merced	73	32	3	29	0	0
Modoc	1	3	0	3	0	0
Mono	9	10	0	9	1	0
Monterey	138	141	0	136	2	3
Napa	56	(i) 29	(i) 0	(i) 26	(i) 1	(i) 2
Nevada	34	27	0	26	1	0
Orange	1,927	1,764	17	1,682	47	18
Placer	189	140	0	138	2	0
Plumas	8	14	0	13	0	1
Riverside	1,089	948	28	903	9	8
Sacramento	855	653	3	597	6	47
San Benito	13	15	0	13	1	1
San Bernardino	1,049	933	44	855	21	13
San Diego	1,770	1,626	23	1,512	28	63
San Francisco	733	754	12	718	15	9
San Joaquin	99	104	8	89	0	7
San Luis Obispo	111	76	6	67	2	1
San Mateo	94	(i) 114	(i) 0	(i) 112	(i) 1	(i) 1
Santa Barbara	240	176	7	159	6	4
Santa Clara	583	481	0	479	2	0
Santa Cruz	123	125	0	123	2	0
Shasta	61	86	0	82	2	2

**Unlimited Civil: Other Personal Injury, Property Damage,
and Wrongful Death—Method of Disposition, by County**
Fiscal Year 2015–16

Superior Courts
Table 5d

COUNTY	Total Filings (A)	Total Dispositions (B)	Before Trial		After Trial	
			Dismissal for Lack of Prosecution (C)	Other Before Trial (D)	By Jury (E)	By Court (F)
STATEWIDE	21,515	19,923	624	18,620	332	347
Sierra	1	1	0	1	0	0
Siskiyou	10	19	0	19	0	0
Solano	173	115	0	114	0	1
Sonoma	214	246	8	235	2	1
Stanislaus	205	216	45	169	1	1
Sutter	33	(i) 7	(i) 0	(i) 7	(i) 0	(i) 0
Tehama	6	8	0	8	0	0
Trinity	6	2	0	1	1	0
Tulare	161	122	0	116	1	5
Tuolumne	23	22	0	19	1	2
Ventura	430	381	1	343	8	29
Yolo	48	51	0	49	2	0
Yuba	27	(i) 16	(i) 0	(i) 16	(i) 0	(i) 0

Column Key:

(C)–(F) The total of the manner of disposition categories may not add up to B because not all courts were able to submit complete data for all manner of disposition data elements.

(D) Includes transfers, dismissals, and judgments.

Notes:

0 or — The court reported that no cases occurred or the court did not submit a report in this category.

**Unlimited Civil: Other Civil Complaints and Petitions—
Method of Disposition, by County
Fiscal Year 2015–16**

**Superior Courts
Table 5e**

COUNTY	Total Filings (A)	Total Dispositions (B)	Before Trial		After Trial	
			Dismissal for Lack of Prosecution (C)	Other Before Trial (D)	By Jury (E)	By Court (F)
STATEWIDE	140,063	126,475	10,461	83,215	460	32,339
Alameda	6,577	6,390	0	3,253	6	3,131
Alpine	5	6	0	5	0	1
Amador	133	117	3	75	0	39
Butte	764	727	0	619	0	108
Calaveras	196	80	0	40	0	40
Colusa	52	15	0	15	0	0
Contra Costa	3,646	3,266	279	2,479	4	504
Del Norte	89	137	18	62	0	57
El Dorado	582	537	0	392	1	144
Fresno	3,054	2,767	1	2,471	7	288
Glenn	122	126	0	47	0	79
Humboldt	552	661	239	161	3	258
Imperial	409	387	4	250	1	132
Inyo	71	66	0	30	0	36
Kern	2,262	1,867	158	1,370	1	338
Kings	332	232	0	142	0	90
Lake	363	298	66	111	1	120
Lassen	104	79	0	79	0	0
Los Angeles	45,268	44,098	4,673	28,081	125	11,219
Madera	427	373	12	243	1	117
Marin	1,151	1,150	9	950	4	187
Mariposa	18	12	0	9	0	3
Mendocino	491	508	47	411	1	49
Merced	651	332	31	301	0	0
Modoc	39	38	2	19	0	17
Mono	44	67	0	55	2	10
Monterey	940	837	45	544	3	245
Napa	476	(i) 267	(i) 16	(i) 156	(i) 3	(i) 92
Nevada	294	254	25	109	0	120
Orange	11,677	11,025	685	7,810	73	2,457
Placer	1,289	1,131	1	1,012	7	111
Plumas	87	77	18	26	1	32
Riverside	7,404	7,373	1,153	4,087	11	2,122
Sacramento	5,506	4,276	17	2,714	14	1,531
San Benito	120	85	2	40	0	43
San Bernardino	7,097	5,269	667	4,377	21	204
San Diego	12,335	11,862	1,183	6,330	89	4,260
San Francisco	4,524	3,846	60	3,691	32	63
San Joaquin	2,117	1,281	124	632	5	520
San Luis Obispo	640	556	48	329	4	175
San Mateo	1,262	(i) 1,257	(i) 1	(i) 1,224	(i) 8	(i) 24
Santa Barbara	1,322	968	44	816	2	106
Santa Clara	4,830	2,974	32	2,242	3	697
Santa Cruz	851	844	1	564	4	275
Shasta	588	398	0	221	1	176

**Unlimited Civil: Other Civil Complaints and Petitions—
Method of Disposition, by County
Fiscal Year 2015–16**

**Superior Courts
Table 5e**

COUNTY	Total Filings (A)	Total Dispositions (B)	Before Trial		After Trial	
			Dismissal for Lack of Prosecution (C)	Other Before Trial (D)	By Jury (E)	By Court (F)
STATEWIDE	140,063	126,475	10,461	83,215	460	32,339
Sierra	22	12	0	12	0	0
Siskiyou	168	115	2	95	1	17
Solano	1,276	890	0	701	6	183
Sonoma	1,472	1,601	160	924	2	515
Stanislaus	1,309	1,195	548	635	3	9
Sutter	308	(i) 70	(i) 0	(i) 30	(i) 0	(i) 40
Tehama	226	74	0	61	0	13
Trinity	82	86	12	32	0	42
Tulare	1,075	750	1	394	3	352
Tuolumne	218	183	1	119	0	63
Ventura	2,312	2,053	44	1,190	5	814
Yolo	566	334	29	303	2	0
Yuba	268	(i) 196	(i) 0	(i) 125	(i) 0	(i) 71

Column Key:

(C)–(F) The total of the manner of disposition categories may not add up to B because not all courts were able to submit complete data for all manner of disposition data elements.

(D) Includes transfers, dismissals, and judgments.

Notes:

0 or — The court reported that no cases occurred or the court did not submit a report in this category.

COUNTY	Total Filings (A)	Total Dispositions (B)	Stage of Case at Disposition	
			Before Hearing (C)	After Trial de Novo (D)
STATEWIDE	4,712	3,346	161	3,185
Alameda	167	14	0	14
Alpine	0	0	0	0
Amador	0	0	0	0
Butte	19	13	0	13
Calaveras	0	0	0	0
Colusa	1	0	0	0
Contra Costa	124	60	7	53
Del Norte	9	9	0	9
El Dorado	21	16	0	16
Fresno	58	57	11	46
Glenn	0	0	0	0
Humboldt	7	4	1	3
Imperial	9	4	0	4
Inyo	1	1	1	0
Kern	26	17	3	14
Kings	8	1	0	1
Lake	6	2	0	2
Lassen	1	1	0	1
Los Angeles	1,999	1,587	0	1,587
Madera	3	4	0	4
Marin	42	44	0	44
Mariposa	0	0	0	0
Mendocino	7	5	0	5
Merced	7	3	0	3
Modoc	0	0	0	0
Mono	6	3	0	3
Monterey	15	15	5	10
Napa	14	(i) 6	(i) 2	(i) 4
Nevada	15	18	0	18
Orange	338	307	40	267
Placer	27	24	0	24
Plumas	2	1	0	1
Riverside	215	134	35	99
Sacramento	171	170	0	170
San Benito	2	0	0	0
San Bernardino	238	217	25	192
San Diego	476	265	0	265
San Francisco	107	33	0	33
San Joaquin	73	34	0	34
San Luis Obispo	31	20	6	14
San Mateo	47	(i) 0	(i) 0	(i) 0
Santa Barbara	59	33	0	33
Santa Clara	109	24	3	21
Santa Cruz	23	13	4	9
Shasta	17	16	0	16

COUNTY	Total Filings (A)	Total Dispositions (B)	Stage of Case at Disposition	
			Before Hearing (C)	After Trial de Novo (D)
STATEWIDE	4,712	3,346	161	3,185
Sierra	0	0	0	0
Siskiyou	0	0	0	0
Solano	38	39	6	33
Sonoma	31	23	8	15
Stanislaus	44	33	1	32
Sutter	3	(i) 2	(i) 0	(i) 2
Tehama	3	0	0	0
Trinity	1	0	0	0
Tulare	19	0	0	0
Tuolumne	0	0	0	0
Ventura	70	71	3	68
Yolo	0	0	0	0
Yuba	3	(i) 3	(i) 0	(i) 3

Column Key:

(C)–(D) The total of the manner of disposition categories may not add up to B because not all courts were able to submit complete data for all manner of disposition data elements.

(C) Data are available only for courts reporting data via the Judicial Branch Statistical Information System (JBSIS).

Notes:

0 or — The court reported that no cases occurred or the court did not submit a report in this category.

Limited Civil—Method of Disposition, by County
Fiscal Year 2015–16

Superior Courts
Table 5g

COUNTY	Total Filings (A)	Total Dispositions (B)	Before Trial		After Trial	
			Dismissal for Lack of Prosecution (C)	Other Before Trial (D)	By Jury (E)	By Court (F)
STATEWIDE	352,562	342,553	13,636	303,170	232	25,233
Alameda	9,833	10,234	0	9,974	5	255
Alpine	2	2	0	2	0	0
Amador	241	206	1	173	0	32
Butte	1,949	1,605	0	1,504	0	101
Calaveras	259	252	1	224	0	27
Colusa	94	78	0	73	0	5
Contra Costa	7,542	8,152	73	7,261	3	815
Del Norte	191	427	21	309	0	97
El Dorado	1,125	796	0	732	0	64
Fresno	9,854	9,676	0	8,659	0	1,017
Glenn	243	218	0	188	0	30
Humboldt	973	979	159	695	0	125
Imperial	1,276	1,086	6	997	0	83
Inyo	95	73	0	31	0	42
Kern	8,669	8,311	474	7,300	3	534
Kings	1,330	1,220	0	1,102	0	118
Lake	644	669	11	573	1	84
Lassen	165	140	0	133	0	7
Los Angeles	106,957	99,317	7,073	84,399	101	7,744
Madera	1,305	1,289	1	1,202	1	85
Marin	1,100	1,153	7	1,129	0	17
Mariposa	137	71	0	61	1	9
Mendocino	607	693	7	639	0	47
Merced	1,990	1,402	2	1,400	0	0
Modoc	56	51	4	43	1	3
Mono	45	76	2	71	1	2
Monterey	2,767	3,838	1,400	2,325	0	113
Napa	699	(i) 350	(i) 5	(i) 294	(i) 2	(i) 49
Nevada	499	429	14	378	0	37
Orange	25,676	25,114	1,049	22,126	16	1,923
Placer	2,012	1,644	23	1,569	1	51
Plumas	104	89	8	69	0	12
Riverside	22,507	22,319	499	19,727	2	2,091
Sacramento	34,150	31,526	414	29,209	4	1,899
San Benito	407	409	1	372	1	35
San Bernardino	25,401	27,020	1,155	23,377	7	2,481
San Diego	23,930	29,716	315	28,211	36	1,154
San Francisco	5,655	5,161	164	4,927	25	45
San Joaquin	7,157	6,293	170	5,171	1	951
San Luis Obispo	1,369	1,119	45	950	2	122
San Mateo	3,653	3,834	(i) 0	(i) 3,458	(i) 3	(i) 91
Santa Barbara	2,546	2,111	74	1,875	0	162
Santa Clara	8,689	6,365	2	6,113	3	247
Santa Cruz	1,265	1,242	3	1,113	1	125
Shasta	1,541	1,422	0	1,240	1	181

COUNTY	Total Filings (A)	Total Dispositions (B)	Before Trial		After Trial	
			Dismissal for Lack of Prosecution (C)	Other Before Trial (D)	By Jury (E)	By Court (F)
STATEWIDE	352,562	342,553	13,636	303,170	232	25,233
Sierra	11	1	0	1	0	0
Siskiyou	483	346	0	294	0	52
Solano	4,219	3,623	0	3,157	0	466
Sonoma	2,861	2,998	44	2,850	1	103
Stanislaus	4,511	5,447	363	4,872	3	209
Sutter	744	(i) 174	(i) 9	(i) 133	(i) 0	(i) 32
Tehama	608	394	0	343	0	51
Trinity	122	118	0	67	0	51
Tulare	4,218	3,625	1	3,250	0	374
Tuolumne	394	366	0	292	0	74
Ventura	5,824	5,772	9	5,122	6	635
Yolo	1,193	1,007	27	980	0	0
Yuba	665	(i) 505	(i) 0	(i) 431	(i) 0	(i) 74

Column Key:

(C)–(F) The total of the manner of disposition categories may not add up to B because not all courts were able to submit complete data for all manner of disposition data elements.

(D) Includes before- and after-hearing dismissals, transfers, and judgments.

Notes:

0 or — The court reported that no cases occurred or the court did not submit a report in this category.

Small Claims—Method of Disposition, by County
Fiscal Year 2015–16

Superior Courts
Table 5h

COUNTY	Total Filings (A)	Total Dispositions (B)	Before Trial		After Trial (E)
			Dismissal for Lack of Prosecution (C)	Other Before Trial (D)	
STATEWIDE	158,347	150,842	15,470	47,913	87,459
Alameda	4,840	4,713	0	2,289	2,424
Alpine	4	2	0	1	1
Amador	88	74	0	4	70
Butte	426	370	23	124	223
Calaveras	87	100	0	7	93
Colusa	26	32	4	8	20
Contra Costa	2,727	3,008	195	1,070	1,743
Del Norte	55	118	13	4	101
El Dorado	497	522	26	174	322
Fresno	2,723	2,298	0	234	2,064
Glenn	47	36	0	15	21
Humboldt	300	334	54	75	205
Imperial	454	415	37	123	255
Inyo	33	34	1	2	31
Kern	2,913	2,636	604	262	1,770
Kings	192	170	0	74	96
Lake	167	168	31	56	81
Lassen	81	84	0	44	40
Los Angeles	58,418	57,552	2,425	25,891	29,236
Madera	242	233	23	75	135
Marin	804	801	2	291	508
Mariposa	26	18	0	3	15
Mendocino	179	179	18	36	125
Merced	855	452	0	0	452
Modoc	4	5	0	1	4
Mono	43	58	8	18	32
Monterey	1,090	904	145	259	500
Napa	409	(i) 238	(i) 5	(i) 102	(i) 131
Nevada	289	288	60	70	158
Orange	14,725	13,915	3,026	2,852	8,037
Placer	909	816	8	339	469
Plumas	49	42	0	20	22
Riverside	10,477	10,641	1,940	1,768	6,933
Sacramento	4,951	4,916	832	1,907	2,177
San Benito	408	393	0	285	108
San Bernardino	13,669	12,842	2,250	1,566	9,026
San Diego	11,949	11,112	2,815	3,065	5,232
San Francisco	2,683	2,236	0	383	1,853
San Joaquin	2,430	2,214	47	309	1,858
San Luis Obispo	605	556	2	143	411
San Mateo	1,582	1,359	0	566	793
Santa Barbara	1,229	1,211	0	216	995
Santa Clara	4,273	3,239	0	1,160	2,079
Santa Cruz	754	681	40	136	505
Shasta	486	505	0	201	304

COUNTY	Total Filings (A)	Total Dispositions (B)	Before Trial		After Trial (E)
			Dismissal for Lack of Prosecution (C)	Other Before Trial (D)	
STATEWIDE	158,347	150,842	15,470	47,913	87,459
Sierra	4	1	0	0	1
Siskiyou	78	72	1	29	42
Solano	1,172	1,188	0	35	1,153
Sonoma	1,171	1,094	152	398	544
Stanislaus	1,563	1,521	0	239	1,282
Sutter	162	(i) 41	(i) 0	(i) 4	(i) 37
Tehama	417	270	0	132	138
Trinity	26	32	5	8	19
Tulare	1,209	1,017	154	192	671
Tuolumne	173	168	2	87	79
Ventura	2,643	2,376	217	555	1,604
Yolo	419	470	305	1	164
Yuba	112	(i) 72	(i) 0	(i) 5	(i) 67

Column Key:

(C)–(E) The total of the manner of disposition categories may not add up to B because not all courts were able to submit complete data for all manner of disposition data elements.

(D) Includes before- and after-hearing dismissals, transfers, and judgments.

Notes:

0 or — The court reported that no cases occurred or the court did not submit a report in this category.

Civil Case Processing Time, by County
Fiscal Year 2015–16

Superior Courts
Table 6a

COUNTY	General Unlimited Civil Disposed of in Less Than _ Months			Limited Civil Disposed of in Less Than _ Months			Unlawful Detainers Disposed of in Less Than _ Days		Small Claims Disposed of in Less Than _ Days	
	12	18	24	12	18	24	30	45	70	90
	(A)	(B)	(C)	(D)	(E)	(F)	(G)	(H)	(I)	(J)
STATEWIDE	64%	76%	83%	82%	90%	93%	55%	73%	59%	72%
Alameda	72%	83%	90%	70%	90%	95%	36%	49%	44%	60%
Alpine	50%	67%	100%	100%	100%	100%	100%	100%	100%	100%
Amador	—	—	—	—	—	—	—	—	—	—
Butte	65%	81%	90%	87%	97%	99%	66%	80%	68%	78%
Calaveras	68%	80%	86%	76%	92%	96%	52%	73%	72%	80%
Colusa	84%	90%	92%	98%	100%	100%	48%	67%	66%	72%
Contra Costa	71%	82%	89%	78%	91%	95%	47%	66%	67%	78%
Del Norte	—	—	—	—	—	—	—	—	—	—
El Dorado	69%	81%	88%	67%	82%	91%	36%	49%	14%	26%
Fresno	66%	79%	89%	82%	91%	95%	52%	73%	81%	83%
Glenn	66%	76%	89%	93%	98%	98%	52%	69%	78%	78%
Humboldt	58%	63%	66%	85%	93%	95%	40%	60%	58%	67%
Imperial	65%	73%	77%	85%	91%	93%	49%	66%	68%	74%
Inyo	81%	88%	90%	57%	70%	84%	64%	72%	59%	65%
Kern	69%	85%	92%	89%	98%	99%	40%	67%	57%	85%
Kings	69%	83%	91%	82%	90%	94%	51%	72%	32%	39%
Lake	82%	88%	92%	79%	91%	94%	40%	59%	67%	80%
Lassen	80%	88%	95%	74%	89%	92%	58%	82%	71%	85%
Los Angeles	49%	69%	84%	71%	85%	91%	46%	68%	41%	75%
Madera	72%	87%	92%	87%	96%	98%	48%	73%	72%	77%
Marin	74%	84%	91%	82%	94%	97%	38%	57%	70%	83%
Mariposa	48%	65%	78%	74%	90%	93%	50%	68%	72%	89%
Mendocino	—	—	—	—	—	—	—	—	—	—
Merced	69%	81%	88%	78%	85%	88%	60%	81%	82%	87%
Modoc	71%	76%	80%	92%	100%	100%	27%	53%	80%	80%
Mono	56%	72%	79%	54%	83%	98%	31%	54%	17%	43%
Monterey	62%	74%	79%	74%	89%	92%	22%	27%	79%	84%
Napa	77%	91%	96%	80%	91%	94%	47%	67%	62%	78%
Nevada	85%	93%	97%	94%	97%	99%	45%	68%	73%	82%
Orange	68%	86%	93%	76%	93%	97%	56%	77%	31%	44%
Placer	—	—	—	—	—	—	—	—	—	—
Plumas	78%	85%	91%	93%	98%	98%	35%	67%	67%	71%
Riverside	74%	85%	92%	83%	96%	98%	56%	78%	69%	82%
Sacramento	62%	73%	84%	92%	95%	97%	100%	100%	64%	72%
San Benito	80%	90%	97%	89%	93%	96%	45%	74%	94%	97%
San Bernardino	62%	78%	88%	88%	98%	99%	59%	83%	66%	79%
San Diego	76%	89%	95%	64%	77%	85%	45%	72%	31%	40%
San Francisco	49%	75%	87%	79%	92%	97%	33%	56%	67%	75%
San Joaquin	67%	79%	87%	71%	81%	85%	42%	60%	35%	40%
San Luis Obispo	73%	83%	90%	80%	93%	96%	46%	70%	69%	76%
San Mateo	55%	76%	86%	69%	80%	88%	52%	68%	62%	75%
Santa Barbara	74%	88%	94%	83%	93%	96%	54%	69%	81%	89%
Santa Clara	61%	77%	87%	76%	87%	92%	63%	76%	68%	75%
Santa Cruz	79%	89%	94%	80%	94%	98%	45%	67%	73%	81%
Shasta	70%	84%	91%	90%	98%	99%	52%	74%	62%	70%

Civil Case Processing Time, by County
Fiscal Year 2015–16

Superior Courts
Table 6a

COUNTY	General Unlimited Civil Disposed of in Less Than _ Months			Limited Civil Disposed of in Less Than _ Months			Unlawful Detainers Disposed of in Less Than _ Days		Small Claims Disposed of in Less Than _ Days	
	12 (A)	18 (B)	24 (C)	12 (D)	18 (E)	24 (F)	30 (G)	45 (H)	70 (I)	90 (J)
STATEWIDE	64%	76%	83%	82%	90%	93%	55%	73%	59%	72%
Sierra	—	—	—	—	—	—	—	—	0%	0%
Siskiyou	70%	80%	87%	92%	95%	97%	34%	47%	56%	61%
Solano	71%	85%	92%	79%	96%	98%	50%	71%	65%	76%
Sonoma	72%	84%	90%	82%	95%	98%	56%	70%	67%	76%
Stanislaus	70%	82%	89%	79%	95%	97%	11%	30%	45%	65%
Sutter	69%	78%	84%	70%	76%	90%	64%	84%	83%	95%
Tehama	68%	83%	93%	78%	87%	90%	54%	70%	73%	84%
Trinity	84%	88%	91%	90%	94%	94%	43%	73%	63%	81%
Tulare	83%	93%	97%	84%	91%	94%	71%	86%	67%	73%
Tuolumne	80%	91%	96%	93%	97%	98%	49%	73%	36%	56%
Ventura	72%	87%	93%	83%	92%	95%	51%	71%	73%	81%
Yolo	66%	79%	86%	78%	92%	96%	42%	56%	12%	20%
Yuba	76%	84%	91%	86%	99%	99%	65%	79%	85%	88%

Column Key:

(G)–(H) Includes limited unlawful detainers only.

Note:

— The court did not submit a report in this category.

Total Criminal Filings, by County and Case Type
Fiscal Year 2015–16

Superior Courts
Table 7a

COUNTY	Total Criminal (A)	Felonies (B)	Nontraffic		Traffic	
			Misdemeanors (C)	Infractions (D)	Misdemeanors (E)	Infractions (F)
STATEWIDE	4,946,881	200,200	480,038	234,810	361,678	3,670,155
Alameda	215,661	12,050	11,902	6,060	5,893	179,756
Alpine	1,339	17	24	7	42	1,249
Amador	6,028	404	351	32	625	4,616
Butte	25,378	1,633	3,849	1,897	1,845	16,154
Calaveras	4,829	217	528	174	494	3,416
Colusa	9,269	286	368	17	310	8,288
Contra Costa	93,789	3,735	4,313	3,266	2,391	80,084
Del Norte	7,053	245	343	115	248	6,102
El Dorado	15,138	677	1,043	782	1,168	11,468
Fresno	125,407	6,916	14,132	2,120	23,602	78,637
Glenn	8,262	302	350	120	264	7,226
Humboldt	19,477	1,311	2,613	2,057	1,713	11,783
Imperial	61,026	1,512	3,188	548	2,577	53,201
Inyo	11,172	167	475	67	292	10,171
Kern	167,575	6,648	22,615	1,946	12,314	124,052
Kings	22,941	2,310	2,455	144	1,312	16,720
Lake	7,464	736	1,405	448	716	4,159
Lassen	6,064	380	376	25	283	5,000
Los Angeles	1,220,334	38,743	110,197	50,834	96,240	924,320
Madera	17,999	1,181	1,309	215	3,031	12,263
Marin	35,599	842	1,750	1,504	1,534	29,969
Mariposa	2,764	164	449	60	259	1,832
Mendocino	15,473	970	1,873	647	1,722	10,261
Merced	38,008	1,654	3,621	799	4,624	27,310
Modoc	1,397	92	217	17	88	983
Mono	8,125	107	968	289	393	6,368
Monterey	50,442	2,256	5,701	1,591	6,180	34,714
Napa	14,814	888	1,453	484	1,546	10,443
Nevada	19,942	562	1,046	1,388	1,720	15,226
Orange	341,989	11,794	44,337	9,366	27,905	248,587
Placer	31,263	1,881	3,837	335	2,809	22,401
Plumas	2,872	100	405	102	259	2,006
Riverside	345,357	16,084	26,672	6,119	19,780	276,702
Sacramento	185,046	9,396	13,826	22,813	23,665	115,346
San Benito	6,448	346	930	31	736	4,405
San Bernardino	226,285	13,726	36,204	6,444	25,715	144,196
San Diego	379,860	12,151	31,006	38,109	17,055	281,539
San Francisco	150,759	3,697	2,395	23,971	1,249	119,447
San Joaquin	92,169	4,708	11,375	2,742	9,653	63,691
San Luis Obispo	44,867	1,585	5,972	2,031	3,446	31,833
San Mateo	123,315	2,626	13,519	2,800	5,566	98,804
Santa Barbara	75,044	2,666	8,250	8,589	3,534	52,005
Santa Clara	184,721	6,989	20,974	9,848	15,471	131,439
Santa Cruz	41,148	1,447	4,511	9,596	2,568	23,026
Shasta	41,584	2,686	4,873	3,594	1,415	29,016

COUNTY	Total Criminal (A)	Felonies (B)	Nontraffic		Traffic	
			Misdemeanors (C)	Infractions (D)	Misdemeanors (E)	Infractions (F)
STATEWIDE	4,946,881	200,200	480,038	234,810	361,678	3,670,155
Sierra	614	33	78	31	33	439
Siskiyou	12,004	523	571	203	442	10,265
Solano	45,661	2,634	4,265	1,681	2,298	34,783
Sonoma	65,519	3,003	6,029	2,068	4,958	49,461
Stanislaus	47,934	3,794	7,548	912	5,595	30,085
Sutter	12,617	986	1,636	622	605	8,768
Tehama	14,879	879	1,487	183	1,744	10,586
Trinity	1,682	254	169	35	177	1,047
Tulare	60,219	3,213	9,126	1,385	3,812	42,683
Tuolumne	8,004	680	1,126	258	843	5,097
Ventura	131,258	3,118	12,865	2,674	3,709	108,892
Yolo	30,420	1,346	5,335	149	2,719	20,871
Yuba	10,574	850	1,803	466	491	6,964

Column Key:

- (B) Since 2001, a felony is counted as one filing and one disposition for each defendant throughout all stages of criminal proceedings. This change eliminated double-counting of defendants who were held to answer, certified on guilty pleas, or waived preliminary hearings, and it reduced the numbers of filings and dispositions reported.
- (B) This column also includes miscellaneous felony petitions reported only by JBSIS courts.

Notes:

0 or — The court reported that no cases occurred or the court did not submit a report in this category.

Total Criminal Dispositions, by County and Case Type
Fiscal Year 2015–16

Superior Courts
Table 7b

COUNTY	Total Criminal (A)	Felonies (B)	Nontraffic		Traffic	
			Misdemeanors (C)	Infractions (D)	Misdemeanors (E)	Infractions (F)
STATEWIDE	4,367,828	185,033	353,478	150,584	286,036	3,392,697
Alameda	205,717	8,648	11,432	3,593	5,726	176,318
Alpine	1,357	11	23	6	24	1,293
Amador	4,922	162	319	34	456	3,951
Butte	(i) 14,296	(i) 937	(i) 2,174	(i) 1,031	(i) 1,050	(i) 9,104
Calaveras	2,606	138	312	118	381	1,657
Colusa	6,737	139	398	19	296	5,885
Contra Costa	100,956	3,359	4,957	3,922	2,604	86,114
Del Norte	9,147	379	900	128	668	7,072
El Dorado	15,126	796	893	591	957	11,889
Fresno	117,563	5,314	12,458	1,792	14,021	83,978
Glenn	8,400	134	289	108	247	7,622
Humboldt	18,974	1,481	3,010	1,027	1,726	11,730
Imperial	64,466	1,653	3,045	715	2,500	56,553
Inyo	9,649	165	431	38	278	8,737
Kern	141,268	6,498	18,369	1,320	10,487	104,594
Kings	13,603	1,136	1,506	579	1,101	9,281
Lake	8,285	823	1,512	475	856	4,619
Lassen	5,386	355	362	20	375	4,274
Los Angeles	1,361,204	39,149	101,952	32,519	118,135	1,069,449
Madera	17,239	1,286	1,198	127	2,733	11,895
Marin	31,597	710	1,474	1,199	1,477	26,737
Mariposa	2,525	116	429	35	226	1,719
Mendocino	14,817	983	2,413	385	1,468	9,568
Merced	32,750	1,328	1,689	665	2,486	26,582
Modoc	1,260	87	169	13	77	914
Mono	7,939	193	633	310	362	6,441
Monterey	47,024	2,144	4,597	1,285	5,094	33,904
Napa	14,712	1,052	1,240	294	1,609	10,517
Nevada	15,867	416	932	684	1,295	12,540
Orange	(i) 11,774	11,774	(i)	(i)	(i)	(i)
Placer	(i) 4,257	(i) 672	(i) 1,995	(i) 214	(i) 1,343	(i) 33
Plumas	2,349	96	362	67	204	1,620
Riverside	370,282	21,095	21,773	8,074	17,903	301,437
Sacramento	128,092	9,745	5,238	4,855	2,341	105,913
San Benito	6,077	396	847	50	748	4,036
San Bernardino	(i) 129,972	(i) 7,330	(i) 19,121	(i) 8,483	(i) 13,913	(i) 81,125
San Diego	350,405	9,657	27,878	22,932	15,807	274,131
San Francisco	125,923	3,868	1,326	10,326	770	109,633
San Joaquin	73,212	4,143	8,668	2,319	7,998	50,084
San Luis Obispo	40,410	1,579	5,358	1,020	3,019	29,434
San Mateo	117,264	2,200	3,876	15,036	1,341	94,811
Santa Barbara	68,265	2,197	6,807	7,488	3,125	48,648
Santa Clara	165,248	7,602	18,274	5,402	10,988	122,982
Santa Cruz	27,611	1,089	3,747	2,645	2,845	17,285
Shasta	36,089	2,649	3,739	2,144	1,150	26,407

Total Criminal Dispositions, by County and Case Type
Fiscal Year 2015–16

Superior Courts
Table 7b

COUNTY	Total Criminal (A)	Felonies (B)	Nontraffic		Traffic	
			Misdemeanors (C)	Infractions (D)	Misdemeanors (E)	Infractions (F)
STATEWIDE	4,367,828	185,033	353,478	150,584	286,036	3,392,697
Sierra	718	24	160	42	68	424
Siskiyou	11,133	487	442	98	230	9,876
Solano	47,104	2,505	3,850	304	2,018	38,427
Sonoma	78,800	3,022	6,221	1,313	4,891	63,353
Stanislaus	39,858	3,468	4,640	622	2,566	28,562
Sutter	(i) 3,424	(i) 237	(i) 377	(i) 74	(i) 127	(i) 2,609
Tehama	6,888	472	501	62	370	5,483
Trinity	1,683	287	166	39	156	1,035
Tulare	46,822	3,393	8,191	1,198	3,639	30,401
Tuolumne	7,408	586	895	199	689	5,039
Ventura	130,082	3,202	15,398	2,204	6,641	102,637
Yolo	32,648	1,255	3,404	74	2,081	25,834
Yuba	(i) 8,638	(i) 411	(i) 1,108	(i) 268	(i) 350	(i) 6,501

Column Key:

(B) Since 2001, a felony is counted as one filing and one disposition for each defendant throughout all stages of criminal proceedings. This change eliminated double-counting of defendants who were held to answer, certified on guilty pleas, or waived preliminary hearings, and it reduced the numbers of filings and dispositions reported.

(B) This column also includes miscellaneous felony petitions reported only by JBSIS courts.

Notes:

0 or — The court reported that no cases occurred or the court did not submit a report in this category.

Felonies—Method of Disposition, by County
Fiscal Year 2015–16

Superior Courts
Table 8a

COUNTY	Total Filings (A)	Total Dispositions (B)	Before Trial			After Trial	
			Pleas of Guilty (C)	Other — Before Preliminary Hearing (D)	Other — After Preliminary Hearing (E)	By Court (F)	By Jury (G)
STATEWIDE	200,200	185,033	141,484	24,456	12,822	317	4,822
Alameda	12,050	8,648	3,962	1,501	3,117	4	64
Alpine	17	11	7	1	3	0	0
Amador	404	162	10	89	11	50	2
Butte	1,633	(i) 937	(i) 748	(i) 94	(i) 58	(i) 6	(i) 31
Calaveras	217	138	87	28	0	23	0
Colusa	286	139	93	35	7	0	4
Contra Costa	3,735	3,359	2,547	547	151	4	110
Del Norte	245	379	284	31	55	2	7
El Dorado	677	796	667	51	47	2	29
Fresno	6,916	5,314	4,296	929	28	0	61
Glenn	302	134	62	23	43	1	5
Humboldt	1,311	1,481	1,011	406	40	2	22
Imperial	1,512	1,653	1,165	175	291	2	20
Inyo	167	165	133	13	13	1	5
Kern	6,648	6,498	5,168	679	431	2	218
Kings	2,310	1,136	(i)	(i)	(i)	(i)	(i)
Lake	736	823	617	158	34	1	13
Lassen	380	355	260	12	80	0	3
Los Angeles	38,743	39,149	32,334	3,651	1,512	31	1,621
Madera	1,181	1,286	899	301	70	1	15
Marin	842	710	599	78	21	0	12
Mariposa	164	116	106	9	1	0	4
Mendocino	970	983	613	224	129	9	8
Merced	1,654	1,328	1,126	38	164	0	0
Modoc	92	87	53	21	13	0	0
Mono	107	193	77	30	38	47	1
Monterey	2,256	2,144	1,746	294	61	8	35
Napa	888	1,052	750	215	65	3	19
Nevada	562	416	247	125	34	1	9
Orange	11,794	11,774	10,040	965	432	3	334
Placer	1,881	(i) 672	(i) 375	(i) 254	(i) 30	(i) 4	(i) 9
Plumas	100	96	79	17	0	0	0
Riverside	16,084	21,095	17,311	2,842	436	4	502
Sacramento	9,396	9,745	7,905	1,333	257	2	248
San Benito	346	396	301	87	6	1	1
San Bernardino	13,726	(i) 7,330	(i) 6,198	(i) 603	(i) 394	(i) 11	(i) 124
San Diego	12,151	9,657	8,373	726	391	19	148
San Francisco	3,697	3,868	2,874	283	594	9	108
San Joaquin	4,708	4,143	923	2,898	257	1	64
San Luis Obispo	1,585	1,579	1,333	207	17	3	19
San Mateo	2,626	2,200	1,541	132	277	7	243
Santa Barbara	2,666	2,197	1,620	482	64	4	27
Santa Clara	6,989	7,602	6,381	926	145	8	142
Santa Cruz	1,447	1,089	801	186	70	3	29
Shasta	2,686	2,649	1,950	47	590	4	58

COUNTY	Total Filings (A)	Total Dispositions (B)	Before Trial			After Trial	
			Pleas of Guilty (C)	Other — Before Preliminary Hearing (D)	Other — After Preliminary Hearing (E)	By Court (F)	By Jury (G)
STATEWIDE	200,200	185,033	141,484	24,456	12,822	317	4,822
Sierra	33	24	10	5	9	0	0
Siskiyou	523	487	373	47	50	2	15
Solano	2,634	2,505	1,613	453	318	4	117
Sonoma	3,003	3,022	2,132	219	638	6	27
Stanislaus	3,794	3,468	1,930	913	564	0	61
Sutter	986	(i) 237	(i) 195	(i) 24	(i) 17	(i) 0	(i) 1
Tehama	879	472	380	67	24	0	1
Trinity	254	287	182	61	37	2	5
Tulare	3,213	3,393	3,172	126	88	1	6
Tuolumne	680	586	462	56	39	2	27
Ventura	3,118	3,202	2,422	283	380	8	109
Yolo	1,346	1,255	676	382	119	1	77
Yuba	850	(i) 411	(i) 265	(i) 74	(i) 62	(i) 8	(i) 2

Column Key:

- (B) Since 2001, a felony is counted as one filing and one disposition for each defendant throughout all stages of criminal proceedings. This change eliminated double-counting of defendants who were held to answer, certified on guilty pleas, or waived preliminary hearings, and it reduced the numbers of filings and dispositions reported.
- (B) This column also includes miscellaneous felony petitions reported only by JBSIS courts disposed before trial in columns D and E.
- (C)–(G) The total of the manner of disposition categories may not add up to B because not all courts were able to submit complete data for all manner of disposition data elements.
- (C) Pleas of guilty before the start of trial. Includes felonies reduced to misdemeanors that subsequently went to trial.
- (D)–(E) Includes dismissals and transfers.
- (F) Includes trials for defendants whose felony charges were reduced to misdemeanors before the start of trial.

Notes:

0 or — The court reported that no cases occurred or the court did not submit a report in this category.

Felonies—Dispositions, by Outcome and County
Fiscal Year 2015–16

Superior Courts
Table 8b

COUNTY	Total Filings (A)	Total Dispositions (B)	Felony Convictions (C)	Misdemeanor Convictions (D)	Acquittals and Dismissals (E)	Transfers (F)	Felony Petitions (G)
STATEWIDE	200,200	185,033	118,215	27,622	35,304	1,105	1,651
Alameda	12,050	8,648	2,816	1,202	4,630	0	—
Alpine	17	11	5	2	4	0	0
Amador	404	162	61	0	68	33	—
Butte	1,633	(i) 937	(i) 646	(i) 131	(i) 160	(i) 0	—
Calaveras	217	138	70	40	26	2	—
Colusa	286	139	94	1	44	0	—
Contra Costa	3,735	3,359	2,020	633	612	39	55
Del Norte	245	379	200	92	86	1	—
El Dorado	677	796	502	193	93	8	0
Fresno	6,916	5,314	3,954	399	906	43	12
Glenn	302	134	62	2	30	40	—
Humboldt	1,311	1,481	566	461	371	15	68
Imperial	1,512	1,653	983	200	384	1	85
Inyo	167	165	131	7	24	3	0
Kern	6,648	6,498	3,989	1,372	1,037	80	20
Kings	2,310	1,136	(i)	(i)	(i)	(i)	—
Lake	736	823	387	236	189	11	0
Lassen	380	355	257	6	76	3	13
Los Angeles	38,743	39,149	30,488	3,217	5,442	2	—
Madera	1,181	1,286	593	318	359	3	13
Marin	842	710	369	240	101	0	—
Mariposa	164	116	78	28	10	0	0
Mendocino	970	983	607	19	314	43	—
Merced	1,654	1,328	857	269	202	0	0
Modoc	92	87	24	29	32	0	2
Mono	107	193	84	31	78	0	—
Monterey	2,256	2,144	1,283	503	354	3	1
Napa	888	1,052	505	259	285	0	3
Nevada	562	416	119	137	160	0	—
Orange	11,794	11,774	7,386	2,953	1,113	77	245
Placer	1,881	(i) 672	(i) 134	(i) 252	(i) 286	(i)	—
Plumas	100	96	59	20	17	0	0
Riverside	16,084	21,095	14,449	3,317	3,047	190	92
Sacramento	9,396	9,745	6,322	1,793	1,630	0	0
San Benito	346	396	154	148	87	0	7
San Bernardino	13,726	(i) 7,330	(i) 6,308	(i) 0	(i) 992	(i) 9	(i) 21
San Diego	12,151	9,657	7,162	1,363	1,132	0	—
San Francisco	3,697	3,868	1,321	1,648	882	17	—
San Joaquin	4,708	4,143	973	0	3,082	28	60
San Luis Obispo	1,585	1,579	952	399	215	13	0
San Mateo	2,626	2,200	1,545	226	429	0	0
Santa Barbara	2,666	2,197	1,646	0	421	14	116
Santa Clara	6,989	7,602	4,829	1,681	897	83	112
Santa Cruz	1,447	1,089	597	224	254	3	11
Shasta	2,686	2,649	1,462	537	597	13	40

COUNTY	Total Filings (A)	Total Dispositions (B)	Felony Convictions (C)	Misdemeanor Convictions (D)	Acquittals and Dismissals (E)	Transfers (F)	Felony Petitions (G)
STATEWIDE	200,200	185,033	118,215	27,622	35,304	1,105	1,651
Sierra	33	24	9	1	11	3	—
Siskiyou	523	487	349	38	64	8	28
Solano	2,634	2,505	1,285	410	701	109	—
Sonoma	3,003	3,022	1,761	399	251	18	593
Stanislaus	3,794	3,468	1,650	335	1,380	103	0
Sutter	986	(i) 237	(i) 158	(i) 38	(i) 38	(i) 1	(i) 2
Tehama	879	472	355	26	88	0	3
Trinity	254	287	97	89	92	9	0
Tulare	3,213	3,393	2,127	1,048	206	5	7
Tuolumne	680	586	399	86	91	0	10
Ventura	3,118	3,202	2,051	478	578	63	32
Yolo	1,346	1,255	683	56	510	6	0
Yuba	850	(i) 411	(i) 242	(i) 30	(i) 136	(i) 3	(i) 0

Column Key:

- (C)–(G) The purpose of this table is to provide a general summary of broad categories of dispositions in criminal proceedings and is not an exhaustive list of all possible dispositions in individual criminal cases. The table categorizes dismissals and acquittals together. The table does not specify the types or reasons for dismissal or acquittal, nor does it include other outcomes such as diversion programs, deferred entries of judgment, or dismissals resulting from pursuit of supervision revocations in lieu of formal convictions.
- (C)–(G) The total of the manner of disposition categories may not add up to B because not all courts were able to submit complete data for all manner of disposition data elements.
- (D) Defendants convicted of one or more misdemeanors but not convicted of a felony.
- (G) Disposition of felony petitions are reported only by JBSIS courts and are only classified as a disposition before hearing or after hearing.

Notes:

- 0 or — The court reported that no cases occurred or the court did not submit a report in this category.

Nontraffic Misdemeanors—Method of Disposition, by County
Fiscal Year 2015–16

Superior Courts
Table 9a

COUNTY	Total Filings (A)	Total Dispositions (B)	Before Trial			After Trial	
			Bail Forfeitures (C)	Guilty Pleas (D)	Other (E)	By Court (F)	By Jury (G)
STATEWIDE	480,038	353,478	2,380	220,083	126,531	1,055	1,933
Alameda	11,902	11,432	63	5,295	5,978	53	43
Alpine	24	23	4	12	7	0	0
Amador	351	319	0	192	119	6	2
Butte	3,849	(i) 2,174	(i) 1	(i) 1,083	(i) 1,078	(i) 3	(i) 9
Calaveras	528	312	0	282	4	26	0
Colusa	368	398	14	265	118	1	0
Contra Costa	4,313	4,957	0	3,015	1,818	6	118
Del Norte	343	900	0	715	133	52	0
El Dorado	1,043	893	2	597	275	3	16
Fresno	14,132	12,458	21	4,657	7,748	9	27
Glenn	350	289	2	221	61	2	3
Humboldt	2,613	3,010	1	1,324	1,678	1	6
Imperial	3,188	3,045	13	1,242	1,780	1	9
Inyo	475	431	4	322	102	2	1
Kern	22,615	18,369	0	11,084	7,225	6	54
Kings	2,455	1,506	(i)	(i)	(i)	(i)	(i)
Lake	1,405	1,512	0	793	715	0	4
Lassen	376	362	9	157	196	0	0
Los Angeles	110,197	101,952	1,074	70,193	29,958	284	443
Madera	1,309	1,198	0	709	487	1	1
Marin	1,750	1,474	0	949	520	1	4
Mariposa	449	429	40	302	80	3	0
Mendocino	1,873	2,413	0	1,527	877	4	5
Merced	3,621	1,689	16	1,125	549	0	0
Modoc	217	169	0	84	82	0	3
Mono	968	633	342	152	102	36	1
Monterey	5,701	4,597	14	3,197	1,346	11	29
Napa	1,453	1,240	0	701	519	1	19
Nevada	1,046	932	2	484	442	1	3
Orange	44,337	(i)	(i)	(i)	(i)	(i)	(i)
Placer	3,837	(i) 1,995	(i)	(i) 1,047	(i) 921	(i) 3	(i) 24
Plumas	405	362	0	306	54	1	1
Riverside	26,672	21,773	36	14,642	6,931	18	146
Sacramento	13,826	5,238	0	3,494	1,738	4	2
San Benito	930	847	0	572	271	0	4
San Bernardino	36,204	(i) 19,121	(i) 6	(i) 9,358	(i) 9,661	(i) 11	(i) 85
San Diego	31,006	27,878	57	20,342	7,279	29	171
San Francisco	2,395	1,326	1	653	515	52	105
San Joaquin	11,375	8,668	12	4,313	4,303	19	21
San Luis Obispo	5,972	5,358	33	3,416	1,903	6	6
San Mateo	13,519	3,876	1	2,472	1,260	6	138
Santa Barbara	8,250	6,807	0	4,057	2,719	22	9
Santa Clara	20,974	18,274	37	12,497	5,675	3	62
Santa Cruz	4,511	3,747	3	1,966	1,748	1	30
Shasta	4,873	3,739	0	1,576	2,145	1	17

COUNTY	Total Filings (A)	Total Dispositions (B)	Before Trial			After Trial	
			Bail Forfeitures (C)	Guilty Pleas (D)	Other (E)	By Court (F)	By Jury (G)
STATEWIDE	480,038	353,478	2,380	220,083	126,531	1,055	1,933
Sierra	78	160	1	93	66	0	0
Siskiyou	571	442	0	294	142	1	5
Solano	4,265	3,850	3	1,449	2,370	1	27
Sonoma	6,029	6,221	0	4,282	1,918	3	18
Stanislaus	7,548	4,640	8	2,965	1,621	4	42
Sutter	1,636	(i) 377	(i) 1	(i) 234	(i) 140	(i) 2	(i) 0
Tehama	1,487	501	14	219	229	40	0
Trinity	169	166	0	84	81	0	1
Tulare	9,126	8,191	0	7,120	1,033	5	33
Tuolumne	1,126	895	2	673	202	15	3
Ventura	12,865	15,398	88	9,554	5,644	5	107
Yolo	5,335	3,404	455	1,186	1,412	280	71
Yuba	1,803	(i) 1,108	(i) 0	(i) 540	(i) 553	(i) 10	(i) 5

Column Key:

(C)–(G) The total of the manner of disposition categories may not add up to B because not all courts were able to submit complete data for all manner of disposition data elements.

(E) Other Before Trial includes transfers, dismissal, and dismissals after diversion.

Notes:

0 or — The court reported that no cases occurred or the court did not submit a report in this category.

Nontraffic Infractions—Method of Disposition, by County
Fiscal Year 2015–16

Superior Courts
Table 9b

COUNTY	Total Filings (A)	Total Dispositions (B)	Before Trial			After Trial
			Bail Forfeitures (C)	Guilty Pleas (D)	Other (E)	By Court (F)
STATEWIDE	234,810	150,584	50,827	41,580	47,694	9,904
Alameda	6,060	3,593	841	1,419	1,218	115
Alpine	7	6	3	1	2	0
Amador	32	34	14	5	4	11
Butte	1,897	(i) 1,031	(i) 223	(i) 292	(i) 457	(i) 59
Calaveras	174	118	31	74	0	13
Colusa	17	19	6	8	5	0
Contra Costa	3,266	3,922	1,189	532	1,955	246
Del Norte	115	128	78	27	16	7
El Dorado	782	591	414	0	133	44
Fresno	2,120	1,792	112	992	647	41
Glenn	120	108	36	40	13	19
Humboldt	2,057	1,027	341	103	559	24
Imperial	548	715	155	237	259	64
Inyo	67	38	26	9	0	3
Kern	1,946	1,320	212	508	575	25
Kings	144	579	(i)	(i)	(i)	(i)
Lake	448	475	292	128	31	24
Lassen	25	20	4	7	9	0
Los Angeles	50,834	32,519	10,217	8,419	13,038	845
Madera	215	127	61	14	40	12
Marin	1,504	1,199	821	75	67	236
Mariposa	60	35	25	2	7	1
Mendocino	647	385	128	91	151	15
Merced	799	665	64	437	163	1
Modoc	17	13	6	5	2	0
Mono	289	310	214	23	22	51
Monterey	1,591	1,285	554	342	350	39
Napa	484	294	206	12	45	31
Nevada	1,388	684	481	77	77	49
Orange	9,366	(i)	(i)	(i)	(i)	(i)
Placer	335	(i) 214	(i) 0	(i) 134	(i) 47	(i) 33
Plumas	102	67	21	9	21	16
Riverside	6,119	8,074	6,007	0	1,854	213
Sacramento	22,813	4,855	1,779	1,894	540	642
San Benito	31	50	0	45	5	0
San Bernardino	6,444	(i) 8,483	(i) 5,502	(i) 0	(i) 1,928	(i) 1,053
San Diego	38,109	22,932	6,463	8,102	6,599	1,768
San Francisco	23,971	10,326	2,431	1,069	3,734	3,092
San Joaquin	2,742	2,319	172	176	1,906	65
San Luis Obispo	2,031	1,020	198	442	353	27
San Mateo	2,800	15,036	3,110	10,026	1,744	156
Santa Barbara	8,589	7,488	1,832	689	4,786	181
Santa Clara	9,848	5,402	2,958	1,001	1,282	161
Santa Cruz	9,596	2,645	1,682	698	163	102
Shasta	3,594	2,144	254	599	1,228	63

COUNTY	Total Filings (A)	Total Dispositions (B)	Before Trial		After Trial	
			Bail Forfeitures (C)	Guilty Pleas (D)	Other (E)	By Court (F)
STATEWIDE	234,810	150,584	50,827	41,580	47,694	9,904
Sierra	31	42	9	16	13	4
Siskiyou	203	98	33	41	19	5
Solano	1,681	304	0	163	135	6
Sonoma	2,068	1,313	779	277	246	11
Stanislaus	912	622	30	179	396	17
Sutter	622	(i) 74	(i) 11	(i) 27	(i) 14	(i) 22
Tehama	183	62	19	23	9	11
Trinity	35	39	12	3	23	1
Tulare	1,385	1,198	85	805	215	93
Tuolumne	258	199	25	78	31	65
Ventura	2,674	2,204	622	1,069	463	50
Yolo	149	74	5	52	8	9
Yuba	466	(i) 268	(i) 34	(i) 84	(i) 87	(i) 63

Column Key:

(C)–(F) The total of the manner of disposition categories may not add up to B because not all courts were able to submit complete data for all manner of disposition data elements.

(E) Other Before Trial includes transfers, dismissal, and dismissals after diversion.

Notes:

0 or — The court reported that no cases occurred or the court did not submit a report in this category.

Traffic Misdemeanors—Method of Disposition, by County
Fiscal Year 2015–16

Superior Courts
Table 9c

COUNTY	Total Filings (A)	Total Dispositions (B)	Before Trial			After Trial	
			Bail Forfeitures (C)	Guilty Pleas (D)	Other (E)	By Court (F)	By Jury (G)
STATEWIDE	361,678	286,036	9,424	210,074	61,889	2,431	1,123
Alameda	5,893	5,726	140	4,377	1,118	69	22
Alpine	42	24	0	20	4	0	0
Amador	625	456	0	373	79	3	1
Butte	1,845	(i) 1,050	(i) 2	(i) 695	(i) 343	(i) 1	(i) 9
Calaveras	494	381	1	339	0	41	0
Colusa	310	296	3	248	43	1	1
Contra Costa	2,391	2,604	0	2,095	425	4	80
Del Norte	248	668	0	544	76	48	0
El Dorado	1,168	957	29	801	120	3	4
Fresno	23,602	14,021	1,497	7,261	5,193	37	34
Glenn	264	247	1	223	19	0	4
Humboldt	1,713	1,726	0	1,318	405	0	3
Imperial	2,577	2,500	2	663	1,824	3	8
Inyo	292	278	6	261	9	1	1
Kern	12,314	10,487	0	8,178	2,214	49	46
Kings	1,312	1,101	(i)	(i)	(i)	(i)	(i)
Lake	716	856	1	595	259	0	1
Lassen	283	375	118	201	56	0	0
Los Angeles	96,240	118,135	3,129	92,218	20,886	1,717	185
Madera	3,031	2,733	1	2,219	506	2	5
Marin	1,534	1,477	2	1,362	95	2	16
Mariposa	259	226	26	167	28	2	4
Mendocino	1,722	1,468	23	969	470	2	4
Merced	4,624	2,486	860	965	661	0	0
Modoc	88	77	5	55	17	0	0
Mono	393	362	60	214	58	28	2
Monterey	6,180	5,094	35	4,450	571	22	16
Napa	1,546	1,609	0	1,208	379	2	20
Nevada	1,720	1,295	53	875	332	33	2
Orange	27,905	(i)	(i)	(i)	(i)	(i)	(i)
Placer	2,809	(i) 1,343	(i)	(i) 1,145	(i) 173	(i)	(i) 25
Plumas	259	204	20	131	49	3	1
Riverside	19,780	17,903	26	13,261	4,529	9	78
Sacramento	23,665	2,341	0	2,047	293	0	1
San Benito	736	748	1	616	130	1	0
San Bernardino	25,715	(i) 13,913	(i) 6	(i) 8,634	(i) 5,173	(i) 42	(i) 58
San Diego	17,055	15,807	421	13,343	1,854	61	128
San Francisco	1,249	770	0	624	54	8	84
San Joaquin	9,653	7,998	492	3,154	4,279	64	9
San Luis Obispo	3,446	3,019	235	2,428	346	8	6
San Mateo	5,566	1,341	0	1,194	146	0	1
Santa Barbara	3,534	3,125	0	2,692	414	15	4
Santa Clara	15,471	10,988	1,206	8,330	1,405	12	35
Santa Cruz	2,568	2,845	782	1,670	364	0	29
Shasta	1,415	1,150	0	1,013	123	1	13

COUNTY	Total Filings (A)	Total Dispositions (B)	Before Trial			After Trial	
			Bail Forfeitures (C)	Guilty Pleas (D)	Other (E)	By Court (F)	By Jury (G)
STATEWIDE	361,678	286,036	9,424	210,074	61,889	2,431	1,123
Sierra	33	68	0	39	29	0	0
Siskiyou	442	230	4	204	19	1	2
Solano	2,298	2,018	3	1,530	456	3	26
Sonoma	4,958	4,891	0	4,141	740	1	9
Stanislaus	5,595	2,566	110	1,484	916	40	16
Sutter	605	(i) 127	(i) 0	(i) 112	(i) 14	(i) 1	(i) 0
Tehama	1,744	370	18	246	100	6	0
Trinity	177	156	0	132	23	1	0
Tulare	3,812	3,639	90	3,221	312	3	13
Tuolumne	843	689	0	627	42	12	8
Ventura	3,709	6,641	9	3,511	3,043	12	66
Yolo	2,719	2,081	5	1,347	636	54	39
Yuba	491	(i) 350	(i) 2	(i) 304	(i) 37	(i) 3	(i) 4

Column Key:

(C)–(G) The total of the manner of disposition categories may not add up to B because not all courts were able to submit complete data for all manner of disposition data elements.

(E) Other Before Trial includes transfers, dismissal, and dismissals after diversion.

Notes:

0 or — The court reported that no cases occurred or the court did not submit a report in this category.

Traffic Infractions—Method of Disposition, by County
Fiscal Year 2015–16

Superior Courts
Table 9d

COUNTY	Total Filings (A)	Total Dispositions (B)	Before Trial			After Trial
			Bail Forfeitures (C)	Guilty Pleas (D)	Other (E)	By Court (F)
STATEWIDE	3,670,155	3,392,697	1,410,731	582,906	1,067,185	322,594
Alameda	179,756	176,318	57,979	69,551	44,255	4,533
Alpine	1,249	1,293	896	285	84	28
Amador	4,616	3,951	942	147	1,635	1,227
Butte	16,154	(i) 9,104	(i) 3,661	(i) 605	(i) 4,575	(i) 263
Calaveras	3,416	1,657	1,018	545	1	93
Colusa	8,288	5,885	3,939	332	1,459	155
Contra Costa	80,084	86,114	37,914	11,980	8,936	27,284
Del Norte	6,102	7,072	4,417	648	453	1,554
El Dorado	11,468	11,889	8,046	487	2,577	779
Fresno	78,637	83,978	38,127	24,155	14,465	7,231
Glenn	7,226	7,622	2,509	500	2,247	2,366
Humboldt	11,783	11,730	8,837	313	2,027	553
Imperial	53,201	56,553	33,079	1,273	12,506	9,695
Inyo	10,171	8,737	7,052	64	136	1,485
Kern	124,052	104,594	53,229	28,826	19,039	3,500
Kings	16,720	9,281	(i)	(i)	(i)	(i)
Lake	4,159	4,619	1,859	217	495	2,048
Lassen	5,000	4,274	2,668	75	1,487	44
Los Angeles	924,320	1,069,449	312,659	258,930	453,367	44,493
Madera	12,263	11,895	6,626	106	2,681	2,482
Marin	29,969	26,737	20,611	351	3,548	2,227
Mariposa	1,832	1,719	1,489	67	55	108
Mendocino	10,261	9,568	5,751	583	2,077	1,157
Merced	27,310	26,582	13,986	7,240	5,286	70
Modoc	983	914	714	1	130	69
Mono	6,368	6,441	3,102	136	2,866	337
Monterey	34,714	33,904	24,238	901	7,527	1,238
Napa	10,443	10,517	6,530	126	1,350	2,511
Nevada	15,226	12,540	6,939	1,693	3,358	550
Orange	248,587	(i)	(i)	(i)	(i)	(i)
Placer	22,401	(i) 33	(i)	(i) 29	(i) 3	(i) 1
Plumas	2,006	1,620	1,148	46	378	48
Riverside	276,702	301,437	169,157	11,258	84,478	36,544
Sacramento	115,346	105,913	59,033	20,582	18,343	7,955
San Benito	4,405	4,036	2,313	346	1,244	133
San Bernardino	144,196	(i) 81,125	(i) 28,752	(i) 10,394	(i) 31,599	(i) 10,380
San Diego	281,539	274,131	97,210	36,978	107,174	32,769
San Francisco	119,447	109,633	39,566	22,134	30,155	17,778
San Joaquin	63,691	50,084	29,480	8,987	10,017	1,600
San Luis Obispo	31,833	29,434	19,937	1,327	7,219	951
San Mateo	98,804	94,811	28,046	8,913	47,074	10,778
Santa Barbara	52,005	48,648	20,881	1,309	24,003	2,455
Santa Clara	131,439	122,982	59,006	9,539	35,173	19,264
Santa Cruz	23,026	17,285	8,763	2,296	5,399	827
Shasta	29,016	26,407	11,350	8,187	5,718	1,152

COUNTY	Total Filings (A)	Total Dispositions (B)	Before Trial			After Trial
			Bail Forfeitures (C)	Guilty Pleas (D)	Other (E)	By Court (F)
STATEWIDE	3,670,155	3,392,697	1,410,731	582,906	1,067,185	322,594
Sierra	439	424	322	8	57	37
Siskiyou	10,265	9,876	7,366	1,042	1,010	458
Solano	34,783	38,427	22,852	7,594	6,060	1,921
Sonoma	49,461	63,353	29,306	3,325	7,091	23,631
Stanislaus	30,085	28,562	8,393	4,394	8,337	7,438
Sutter	8,768	(i) 2,609	(i) 1,412	(i) 543	(i) 303	(i) 351
Tehama	10,586	5,483	3,173	5	1,921	384
Trinity	1,047	1,035	690	35	269	41
Tulare	42,683	30,401	19,915	768	653	9,065
Tuolumne	5,097	5,039	2,578	339	929	1,193
Ventura	108,892	102,637	63,209	7,086	23,119	9,223
Yolo	20,871	25,834	6,471	3,429	8,770	7,164
Yuba	6,964	(i) 6,501	(i) 1,585	(i) 1,876	(i) 2,067	(i) 973

Column Key:

(C)–(F) The total of the manner of disposition categories may not add to B because not all courts were able to submit complete data for all manner of disposition data elements.

(E) Other Before Trial includes transfers, dismissal, and dismissals after diversion.

Notes:

0 or — The court reported that no cases occurred or the court did not submit a report in this category.

Criminal Case Processing Time, by County
Fiscal Year 2015–16

Superior Courts
Table 10a

COUNTY	Felonies Disposed of in Less Than 12 Months (A)	Felonies Disposed of in Less Than _ Days			Misdemeanors Disposed of in Less Than _ Days		
		30 (B)	45 (C)	90 (D)	30 (E)	90 (F)	120 (G)
STATEWIDE	85%	43%	54%	71%	57%	74%	80%
Alameda	—	56%	60%	70%	48%	61%	66%
Alpine	100%	0%	50%	50%	24%	64%	80%
Amador	—	—	—	—	—	—	—
Butte	89%	51%	65%	84%	33%	56%	62%
Calaveras	—	—	—	—	20%	57%	66%
Colusa	91%	45%	59%	81%	50%	83%	90%
Contra Costa	70%	29%	38%	59%	20%	42%	53%
Del Norte	—	—	—	—	—	—	—
El Dorado	62%	31%	38%	51%	35%	53%	60%
Fresno	70%	11%	26%	49%	36%	51%	57%
Glenn	61%	25%	34%	53%	39%	74%	81%
Humboldt	92%	23%	39%	59%	44%	62%	67%
Imperial	97%	31%	66%	90%	47%	61%	64%
Inyo	76%	30%	38%	59%	20%	62%	71%
Kern	92%	34%	61%	84%	73%	84%	86%
Kings	—	—	—	—	—	—	—
Lake	88%	23%	33%	66%	23%	60%	71%
Lassen	87%	52%	58%	76%	31%	52%	60%
Los Angeles	—	49%	59%	75%	66%	81%	86%
Madera	81%	18%	31%	48%	11%	50%	59%
Marin	—	—	—	—	—	—	—
Mariposa	100%	50%	53%	76%	19%	63%	73%
Mendocino	—	—	—	—	—	—	—
Merced	93%	40%	54%	72%	21%	44%	49%
Modoc	82%	32%	38%	60%	32%	63%	70%
Mono	94%	26%	29%	39%	24%	37%	43%
Monterey	88%	16%	28%	62%	58%	80%	83%
Napa	—	—	—	—	26%	47%	54%
Nevada	59%	19%	22%	37%	22%	66%	74%
Orange	—	—	—	—	—	—	—
Placer	—	—	—	—	—	—	—
Plumas	98%	17%	22%	59%	57%	87%	91%
Riverside	60%	64%	71%	81%	59%	70%	76%
Sacramento	97%	95%	95%	96%	—	—	—
San Benito	81%	12%	20%	54%	22%	59%	71%
San Bernardino	57%	28%	40%	58%	51%	67%	72%
San Diego	—	45%	59%	82%	63%	85%	90%
San Francisco	66%	34%	44%	65%	37%	58%	69%
San Joaquin	73%	47%	55%	66%	52%	68%	74%
San Luis Obispo	—	63%	71%	80%	68%	84%	89%
San Mateo	90%	33%	43%	69%	28%	66%	74%
Santa Barbara	99%	25%	34%	57%	85%	92%	94%
Santa Clara	43%	9%	15%	35%	50%	70%	77%
Santa Cruz	100%	42%	51%	68%	48%	71%	78%
Shasta	85%	46%	62%	82%	56%	83%	88%

COUNTY	Felonies Disposed of in Less Than 12 Months (A)	Felonies Disposed of in Less Than _ Days			Misdemeanors Disposed of in Less Than _ Days		
		30 (B)	45 (C)	90 (D)	30 (E)	90 (F)	120 (G)
STATEWIDE	85%	43%	54%	71%	57%	74%	80%
Sierra	—	—	—	—	—	—	—
Siskiyou	81%	28%	43%	63%	17%	46%	59%
Solano	—	—	—	—	—	—	—
Sonoma	78%	16%	25%	56%	48%	78%	86%
Stanislaus	76%	36%	44%	57%	57%	76%	81%
Sutter	66%	40%	59%	73%	47%	78%	83%
Tehama	91%	54%	65%	82%	75%	90%	92%
Trinity	71%	8%	10%	23%	17%	40%	46%
Tulare	78%	16%	28%	45%	26%	35%	60%
Tuolumne	92%	30%	42%	72%	41%	72%	78%
Ventura	78%	33%	43%	62%	70%	85%	89%
Yolo	87%	—	—	—	13%	46%	58%
Yuba	80%	29%	37%	65%	26%	59%	72%

Column Key:

(A) This column consists only of cases in which defendants were held to answer. Processing time is based on time from first appearance in limited-jurisdiction court to final disposition in unlimited-jurisdiction court.

(B)–(D) Based on the time from filing of the initial complaint to certified plea, bindover, or dismissal at or before preliminary hearing.

Note:

— The court did not submit a report in this category.

COUNTY	Family Law			Delinquency			Dependency		
	Total (A)	Marital (B)	Petitions (C)	Total (D)	Original (E)	Subsequent (F)	Total (G)	Original (H)	Subsequent (I)
STATEWIDE	387,849	138,520	249,329	35,287	24,718	10,569	43,674	37,530	6,144
Alameda	13,519	4,946	8,573	937	663	274	628	623	5
Alpine	4	2	2	3	3	0	2	2	0
Amador	387	138	249	21	20	1	57	57	0
Butte	2,857	970	1,887	206	121	85	324	292	32
Calaveras	526	182	344	74	66	8	62	62	0
Colusa	144	72	72	59	32	27	23	23	0
Contra Costa	9,298	3,592	5,706	736	562	174	997	739	258
Del Norte	558	112	446	84	26	58	84	82	2
El Dorado	1,732	750	982	269	106	163	190	153	37
Fresno	14,189	3,558	10,631	1,345	1,227	118	919	910	9
Glenn	341	111	230	37	25	12	41	34	7
Humboldt	1,616	486	1,130	149	120	29	232	225	7
Imperial	3,460	750	2,710	160	159	1	232	232	0
Inyo	234	69	165	43	38	5	15	15	0
Kern	12,035	3,492	8,543	1,028	621	407	870	847	23
Kings	2,059	564	1,495	142	84	58	290	289	1
Lake	1,140	308	832	74	49	25	45	39	6
Lassen	360	104	256	23	16	7	41	38	3
Los Angeles	97,423	34,757	62,666	6,522	4,010	2,512	19,867	15,815	4,052
Madera	2,843	547	2,296	398	229	169	272	272	0
Marin	1,502	860	642	334	136	198	46	44	2
Mariposa	170	56	114	18	18	0	28	28	0
Mendocino	1,262	378	884	232	125	107	184	173	11
Merced	3,656	922	2,734	206	142	64	261	261	0
Modoc	201	44	157	21	17	4	16	16	0
Mono	81	42	39	14	14	0	5	5	0
Monterey	3,674	1,428	2,246	781	464	317	152	152	0
Napa	1,203	492	711	236	190	46	95	95	0
Nevada	1,026	417	609	71	70	1	45	45	0
Orange	25,859	11,105	14,754	2,266	1,698	568	1,483	1,464	19
Placer	3,435	1,503	1,932	437	356	81	307	281	26
Plumas	248	92	156	9	7	2	58	54	4
Riverside	27,793	8,780	19,013	2,867	1,494	1,373	2,497	2,449	48
Sacramento	17,829	5,680	12,149	1,151	828	323	1,342	1,341	1
San Benito	484	180	304	38	25	13	30	30	0
San Bernardino	30,424	8,296	22,128	2,474	1,922	552	3,343	3,240	103
San Diego	29,565	13,081	16,484	2,170	2,170	0	1,274	1,269	5
San Francisco	5,482	2,421	3,061	380	257	123	1,134	550	584
San Joaquin	7,750	2,475	5,275	745	499	246	720	694	26
San Luis Obispo	2,172	974	1,198	206	153	53	211	211	0
San Mateo	5,283	2,228	3,055	1,359	642	717	831	224	607
Santa Barbara	3,147	1,418	1,729	1,129	807	322	203	201	2
Santa Clara	10,474	5,191	5,283	899	667	232	544	543	1
Santa Cruz	1,894	908	986	312	209	103	195	190	5
Shasta	2,585	886	1,699	298	131	167	254	229	25

COUNTY	Family Law			Delinquency			Dependency		
	Total (A)	Marital (B)	Petitions (C)	Total (D)	Original (E)	Subsequent (F)	Total (G)	Original (H)	Subsequent (I)
STATEWIDE	387,849	138,520	249,329	35,287	24,718	10,569	43,674	37,530	6,144
Sierra	15	6	9	4	4	0	2	2	0
Siskiyou	671	167	504	24	24	0	94	92	2
Solano	5,431	1,783	3,648	372	287	85	253	252	1
Sonoma	3,545	1,841	1,704	533	467	66	283	281	2
Stanislaus	7,128	2,509	4,619	485	376	109	426	426	0
Sutter	1,391	425	966	85	83	2	100	100	0
Tehama	1,028	270	758	86	84	2	161	157	4
Trinity	365	74	291	19	16	3	36	36	0
Tulare	5,222	1,699	3,523	806	484	322	680	667	13
Tuolumne	753	247	506	49	34	15	190	53	137
Ventura	7,194	3,165	4,029	1,541	1,328	213	575	501	74
Yolo	2,044	629	1,415	260	254	6	229	229	0
Yuba	1,138	338	800	60	59	1	196	196	0

Column Key:

(B) Includes dissolution, legal separation, and nullity.

(C) Includes Department of Child Support Services (DCSS), domestic violence prevention, and other miscellaneous family law petitions.

Notes:

0 or — The court reported that no cases occurred or the court did not submit a report in this category.

Family and Juvenile Dispositions, by County and Case Type
Fiscal Year 2015–16

Superior Courts
Table 11b

COUNTY	Family Law			Delinquency			Dependency		
	Total (A)	Marital (B)	Petitions (C)	Total (D)	Original (E)	Subsequent (F)	Total (G)	Original (H)	Subsequent (I)
STATEWIDE	319,777	130,286	189,327	30,258	21,966	8,292	30,604	28,935	1,669
Alameda	12,834	4,444	8,390	981	650	331	653	652	1
Alpine	3	1	2	2	2	0	0	0	0
Amador	315	137	178	17	13	4	43	43	0
Butte	(i) 1,153	(i) 459	(i) 694	170	96	74	243	239	4
Calaveras	274	108	166	30	30	0	24	24	0
Colusa	124	65	59	35	19	16	12	12	0
Contra Costa	3,451	310	3,141	(i)	(i)	(i)	(i)	(i)	(i)
Del Norte	2,702	179	2,523	149	53	96	89	81	8
El Dorado	1,827	863	964	187	63	124	159	133	26
Fresno	10,864	2,784	8,080	1,457	1,349	108	1,253	1,246	7
Glenn	333	119	214	64	17	47	30	30	0
Humboldt	1,621	629	992	124	93	31	205	199	6
Imperial	4,489	792	3,697	177	176	1	218	216	2
Inyo	205	75	130	7	5	2	6	6	0
Kern	10,170	2,689	7,481	1,079	892	187	993	978	15
Kings	1,388	440	948	42	20	22	213	213	0
Lake	1,138	366	772	50	35	15	63	50	13
Lassen	366	135	231	25	16	9	41	38	3
Los Angeles	101,919	51,998	49,921	4,751	2,739	2,012	10,394	9,610	784
Madera	2,639	547	2,092	362	192	170	185	185	0
Marin	1,523	913	610	336	134	202	68	64	4
Mariposa	72	41	31	3	3	0	15	15	0
Mendocino	1,301	482	819	126	75	51	145	133	12
Merced	2,614	646	1,968	127	79	48	16	16	0
Modoc	156	45	111	9	6	3	11	11	0
Mono	59	36	23	22	22	0	6	6	0
Monterey	4,478	2,754	1,724	752	470	282	132	132	0
Napa	(i) 631	(i) 305	(i) 326	231	184	47	(i) 35	(i) 35	(i) 0
Nevada	711	364	347	28	28	0	42	42	0
Orange	(i) 2,776	(i) 2,525	(i) 251	(i) 1,250	(i) 1,044	(i) 206	(i) 585	(i) 578	(i) 7
Placer	2,841	1,086	1,755	378	299	79	326	307	19
Plumas	249	88	161	14	13	1	41	38	3
Riverside	27,538	8,908	18,630	2,161	1,541	620	2,453	2,421	32
Sacramento	14,534	4,440	10,094	1,301	815	486	1,239	1,115	124
San Benito	542	252	290	38	25	13	44	44	0
San Bernardino	29,280	8,062	21,218	2,577	2,061	516	2,950	2,856	94
San Diego	18,097	8,196	9,901	1,992	1,967	25	1,585	1,585	0
San Francisco	4,439	2,312	2,127	383	243	140	653	614	39
San Joaquin	5,950	1,841	4,109	819	683	136	495	465	30
San Luis Obispo	1,727	759	968	209	155	54	197	197	0
San Mateo	2,515	(i) 1,328	(i) 1,023	1,080	621	459	396	289	107
Santa Barbara	2,462	1,326	1,136	931	651	280	168	167	1
Santa Clara	6,295	2,910	3,385	820	631	189	588	588	0
Santa Cruz	1,747	899	848	339	228	111	193	182	11
Shasta	1,970	864	1,106	196	49	147	142	141	1

COUNTY	Family Law			Delinquency			Dependency		
	Total (A)	Marital (B)	Petitions (C)	Total (D)	Original (E)	Subsequent (F)	Total (G)	Original (H)	Subsequent (I)
STATEWIDE	319,777	130,286	189,327	30,258	21,966	8,292	30,604	28,935	1,669
Sierra	0	0	0	0	0	0	0	0	0
Siskiyou	670	198	472	23	23	0	94	92	2
Solano	3,009	1,217	1,792	554	256	298	127	125	2
Sonoma	3,489	1,750	1,739	529	458	71	246	243	3
Stanislaus	5,385	1,988	3,397	452	373	79	248	248	0
Sutter	(i) 376	(i) 110	(i) 266	(i) 27	(i) 23	(i) 4	(i) 19	(i) 19	(i) 0
Tehama	904	518	386	49	47	2	87	87	0
Trinity	331	50	281	17	11	6	43	43	0
Tulare	3,668	1,631	2,037	710	458	252	588	577	11
Tuolumne	597	218	379	47	34	13	187	58	129
Ventura	6,530	3,295	3,235	1,714	1,496	218	1,308	1,139	169
Yolo	1,561	502	1,059	265	261	4	157	157	0
Yuba	(i) 935	(i) 287	(i) 648	(i) 40	(i) 39	(i) 1	(i) 151	(i) 151	(i) 0

Column Key:

(B) Includes dissolution, legal separation, and nullity.

(C) Includes Department of Child Support Services (DCSS), domestic violence prevention, and other miscellaneous family law petitions.

(A), (D), (G) Components may not add up to total value because not all courts were able to submit complete disposition data elements.

Notes:

0 or — The court reported that no cases occurred or the court did not submit a report in this category.

COUNTY	Total Filings (A)	Total Dispositions (B)	Before Trial		After Trial (E)
			Dismissal for Delay in Prosecution (C)	Other Before Trial (D)	
STATEWIDE	138,520	130,286	4,354	124,410	1,522
Alameda	4,946	4,444	19	4,278	147
Alpine	2	1	0	1	0
Amador	138	137	0	137	0
Butte	970	(i) 459	(i) 0	(i) 459	(i) 0
Calaveras	182	108	0	108	0
Colusa	72	65	0	64	1
Contra Costa	3,592	310	6	304	0
Del Norte	112	179	0	179	0
El Dorado	750	863	0	856	7
Fresno	3,558	2,784	3	2,765	16
Glenn	111	119	0	119	0
Humboldt	486	629	2	626	1
Imperial	750	792	55	678	59
Inyo	69	75	0	75	0
Kern	3,492	2,689	5	2,349	335
Kings	564	440	0	440	0
Lake	308	366	64	287	15
Lassen	104	135	0	135	0
Los Angeles	34,757	51,998	1,554	50,444	0
Madera	547	547	0	546	1
Marin	860	913	1	912	0
Mariposa	56	41	0	37	4
Mendocino	378	482	65	417	0
Merced	922	646	0	646	0
Modoc	44	45	3	38	4
Mono	42	36	0	36	0
Monterey	1,428	2,754	1,427	1,321	6
Napa	492	(i) 305	(i) 11	(i) 290	(i) 4
Nevada	417	364	1	363	0
Orange	11,105	(i) 2,525	(i) 0	(i) 2,525	(i) 0
Placer	1,503	1,086	2	1,084	0
Plumas	92	88	11	77	0
Riverside	8,780	8,908	429	8,453	26
Sacramento	5,680	4,440	3	4,437	0
San Benito	180	252	71	179	2
San Bernardino	8,296	8,062	337	7,715	10
San Diego	13,081	8,196	19	8,145	32
San Francisco	2,421	2,312	0	2,312	0
San Joaquin	2,475	1,841	11	1,769	61
San Luis Obispo	974	759	2	682	75
San Mateo	2,228	(i) 1,328	(i) 0	(i) 1,328	(i) 0
Santa Barbara	1,418	1,326	1	1,321	4
Santa Clara	5,191	2,910	4	2,862	44
Santa Cruz	908	899	52	825	22
Shasta	886	864	0	801	63

COUNTY	Total Filings (A)	Total Dispositions (B)	Before Trial		After Trial (E)
			Dismissal for Delay in Prosecution (C)	Other Before Trial (D)	
STATEWIDE	138,520	130,286	4,354	124,410	1,522
Sierra	6	0	0	0	0
Siskiyou	167	198	5	177	16
Solano	1,783	1,217	1	1,084	132
Sonoma	1,841	1,750	148	1,602	0
Stanislaus	2,509	1,988	27	1,822	139
Sutter	425	(i) 110	(i) 12	(i) 75	(i) 23
Tehama	270	518	0	510	8
Trinity	74	50	1	48	1
Tulare	1,699	1,631	0	1,629	2
Tuolumne	247	218	0	211	7
Ventura	3,165	3,295	0	3,059	236
Yolo	629	502	0	485	17
Yuba	338	(i) 287	(i) 2	(i) 283	(i) 2

Column Key:

(C)–(E) The total of the manner of disposition categories may not add up to B because not all courts were able to submit complete data for all manner of disposition data elements.

(D) Includes before- and after-hearing dismissals, transfers, and judgments.

Notes:

0 or — The court reported that no cases occurred or the court did not submit a report in this category.

COUNTY	Total Filings (A)	Total Dispositions (B)	Before Trial			After Trial (F)
			Dismissal for Delay in Prosecution (C)	Other Before Hearing (D)	After Hearing (E)	
STATEWIDE	249,329	189,327	17,068	97,238	72,987	2,034
Alameda	8,573	8,390	1,136	5,691	1,547	16
Alpine	2	2	0	2	0	0
Amador	249	178	1	149	28	0
Butte	1,887	(i) 694	(i) 0	(i) 331	(i) 363	(i) 0
Calaveras	344	166	0	161	5	0
Colusa	72	59	0	41	17	1
Contra Costa	5,706	3,141	585	287	2,269	0
Del Norte	446	2,523	35	2,206	282	0
El Dorado	982	964	0	297	569	98
Fresno	10,631	8,080	0	5,463	2,599	18
Glenn	230	214	4	133	77	0
Humboldt	1,130	992	171	487	334	0
Imperial	2,710	3,697	110	1,577	1,856	154
Inyo	165	130	0	89	40	1
Kern	8,543	7,481	1,207	4,181	1,358	735
Kings	1,495	948	1	603	344	0
Lake	832	772	127	512	120	13
Lassen	256	231	0	221	10	0
Los Angeles	62,666	49,921	6,548	14,838	28,535	0
Madera	2,296	2,092	234	875	970	13
Marin	642	610	0	449	161	0
Mariposa	114	31	0	15	15	1
Mendocino	884	819	65	666	88	0
Merced	2,734	1,968	1	1,823	144	0
Modoc	157	111	4	77	27	3
Mono	39	23	0	21	2	0
Monterey	2,246	1,724	25	1,334	365	0
Napa	711	(i) 326	(i) 35	(i) 169	(i) 117	(i) 5
Nevada	609	347	55	196	96	0
Orange	14,754	(i) 251	(i) 0	(i) 5	(i) 246	(i) 0
Placer	1,932	1,755	1	1,663	91	0
Plumas	156	161	26	99	35	1
Riverside	19,013	18,630	2,503	9,702	6,345	80
Sacramento	12,149	10,094	0	1,120	8,974	0
San Benito	304	290	32	156	99	3
San Bernardino	22,128	21,218	3,008	13,333	4,761	116
San Diego	16,484	9,901	521	7,568	1,810	2
San Francisco	3,061	2,127	0	2,127	0	0
San Joaquin	5,275	4,109	63	2,153	1,893	0
San Luis Obispo	1,198	968	120	542	287	19
San Mateo	3,055	(i) 1,023	(i) 0	(i) 962	(i) 61	(i) 0
Santa Barbara	1,729	1,136	10	823	300	3
Santa Clara	5,283	3,385	0	2,430	952	3
Santa Cruz	986	848	154	463	229	2
Shasta	1,699	1,106	0	686	420	0

COUNTY	Total Filings (A)	Total Dispositions (B)	Before Trial			After Trial (F)
			Dismissal for Delay in Prosecution (C)	Other Before Hearing (D)	After Hearing (E)	
STATEWIDE	249,329	189,327	17,068	97,238	72,987	2,034
Sierra	9	0	0	0	0	0
Siskiyou	504	472	0	434	31	7
Solano	3,648	1,792	1	1,348	402	41
Sonoma	1,704	1,739	113	1,145	481	0
Stanislaus	4,619	3,397	92	2,100	1,072	133
Sutter	966	(i) 266	(i) 6	(i) 158	(i) 20	(i) 82
Tehama	758	386	0	235	145	6
Trinity	291	281	7	104	167	3
Tulare	3,523	2,037	0	1,580	451	6
Tuolumne	506	379	14	236	114	15
Ventura	4,029	3,235	0	2,193	601	441
Yolo	1,415	1,059	53	673	320	13
Yuba	800	(i) 648	(i) 0	(i) 306	(i) 342	(i) 0

Column Key:

- (A), (D) Includes juvenile dependency adoption cases reported on JBSIS.
- (C)–(F) The total of the manner of disposition categories may not add to B because not all courts were able to submit complete data for all manner of disposition data elements.
- (D) Includes transfers, dismissals, and judgments.

Notes:

- Family law petitions include Department of Child Support Services (DCSS), domestic violence prevention, and other family law cases.
- 0 or — The court reported that no cases occurred or the court did not submit a report in this category.

Juvenile Delinquency—Stage of Case at Disposition, by County
Fiscal Year 2015–16

Superior Courts
Table 11e

COUNTY	Total Filings (A)	Total Dispositions (B)	Stage of Case at Disposition	
			Before Hearing (C)	After Hearing (D)
STATEWIDE	35,287	30,258	5,191	25,067
Alameda	937	981	346	635
Alpine	3	2	1	1
Amador	21	17	3	14
Butte	206	170	24	146
Calaveras	74	30	10	20
Colusa	59	35	4	31
Contra Costa	736	(i)	(i)	(i)
Del Norte	84	149	0	149
El Dorado	269	187	0	187
Fresno	1,345	1,457	632	825
Glenn	37	64	0	64
Humboldt	149	124	15	109
Imperial	160	177	94	83
Inyo	43	7	1	6
Kern	1,028	1,079	208	871
Kings	142	42	40	2
Lake	74	50	7	43
Lassen	23	25	5	20
Los Angeles	6,522	4,751	502	4,249
Madera	398	362	0	362
Marin	334	336	9	327
Mariposa	18	3	0	3
Mendocino	232	126	125	1
Merced	206	127	7	120
Modoc	21	9	3	6
Mono	14	22	1	21
Monterey	781	752	36	716
Napa	236	231	7	224
Nevada	71	28	6	22
Orange	2,266	(i) 1,250	(i) 0	(i) 1,250
Placer	437	378	26	352
Plumas	9	14	0	14
Riverside	2,867	2,161	518	1,643
Sacramento	1,151	1,301	180	1,121
San Benito	38	38	6	32
San Bernardino	2,474	2,577	422	2,155
San Diego	2,170	1,992	515	1,477
San Francisco	380	383	24	359
San Joaquin	745	819	315	504
San Luis Obispo	206	209	62	147
San Mateo	1,359	1,080	0	1,080
Santa Barbara	1,129	931	19	912
Santa Clara	899	820	105	715
Santa Cruz	312	339	113	226
Shasta	298	196	42	154

COUNTY	Total Filings (A)	Total Dispositions (B)	Stage of Case at Disposition	
			Before Hearing (C)	After Hearing (D)
STATEWIDE	35,287	30,258	5,191	25,067
Sierra	4	0	0	0
Siskiyou	24	23	3	20
Solano	372	554	133	421
Sonoma	533	529	156	373
Stanislaus	485	452	1	451
Sutter	85	(i) 27	(i) 15	(i) 12
Tehama	86	49	23	26
Trinity	19	17	1	16
Tulare	806	710	113	597
Tuolumne	49	47	1	46
Ventura	1,541	1,714	287	1,427
Yolo	260	265	11	254
Yuba	60	(i) 40	(i) 14	(i) 26

Column Key:

(C)–(D) The total of the manner of disposition categories may not add up to B because not all courts were able to submit complete data for all manner of disposition data elements.

Notes:

0 or — The court reported that no cases occurred or the court did not submit a report in this category.

Juvenile Dependency—Stage of Case at Disposition, by County
Fiscal Year 2015–16

Superior Courts
Table 11f

COUNTY	Total Filings (A)	Total Dispositions (B)	Stage of Case at Disposition	
			Before Hearing (C)	After Hearing (D)
STATEWIDE	43,674	30,604	1,338	29,266
Alameda	628	653	128	525
Alpine	2	0	0	0
Amador	57	43	0	43
Butte	324	243	8	235
Calaveras	62	24	3	21
Colusa	23	12	11	1
Contra Costa	997	(i)	(i)	(i)
Del Norte	84	89	0	89
El Dorado	190	159	7	152
Fresno	919	1,253	10	1,243
Glenn	41	30	0	30
Humboldt	232	205	0	205
Imperial	232	218	12	206
Inyo	15	6	0	6
Kern	870	993	61	932
Kings	290	213	24	189
Lake	45	63	4	59
Lassen	41	41	0	41
Los Angeles	19,867	10,394	546	9,848
Madera	272	185	0	185
Marin	46	68	1	67
Mariposa	28	15	1	14
Mendocino	184	145	76	69
Merced	261	16	15	1
Modoc	16	11	0	11
Mono	5	6	0	6
Monterey	152	132	1	131
Napa	95	(i) 35	(i) 0	(i) 35
Nevada	45	42	0	42
Orange	1,483	(i) 585	(i) 2	(i) 583
Placer	307	326	71	255
Plumas	58	41	8	33
Riverside	2,497	2,453	50	2,403
Sacramento	1,342	1,239	75	1,164
San Benito	30	44	0	44
San Bernardino	3,343	2,950	11	2,939
San Diego	1,274	1,585	45	1,540
San Francisco	1,134	653	62	591
San Joaquin	720	495	3	492
San Luis Obispo	211	197	4	193
San Mateo	831	396	0	396
Santa Barbara	203	168	0	168
Santa Clara	544	588	19	569
Santa Cruz	195	193	11	182
Shasta	254	142	0	142

COUNTY	Total Filings (A)	Total Dispositions (B)	Stage of Case at Disposition	
			Before Hearing (C)	After Hearing (D)
STATEWIDE	43,674	30,604	1,338	29,266
Sierra	2	0	0	0
Siskiyou	94	94	12	82
Solano	253	127	0	127
Sonoma	283	246	17	229
Stanislaus	426	248	2	246
Sutter	100	(i) 19	(i) 0	(i) 19
Tehama	161	87	3	84
Trinity	36	43	3	40
Tulare	680	588	11	577
Tuolumne	190	187	0	187
Ventura	575	1,308	0	1,308
Yolo	229	157	3	154
Yuba	196	(i) 151	(i) 18	(i) 133

Column Key:

(C)–(D) The total of the manner of disposition categories may not add up to B because not all courts were able to submit complete data for all manner of disposition data elements.

Notes:

0 or — The court reported that no cases occurred or the court did not submit a report in this category.

**Probate, Mental Health, Appeals, Habeas Corpus Filings,
by County and Case Type**

Superior Courts

Table 12a

Fiscal Year 2015–16

COUNTY	Mental Health				Appeals			Habeas Corpus Criminal (H)
	Probate (A)	Total (B)	Mental Health (C)	Other (D)	Total (E)	Civil (F)	Criminal (G)	
STATEWIDE	47,170	33,154	26,221	6,933	4,321	1,199	3,117	7,165
Alameda	2,033	1,376	1,376	0	180	46	134	210
Alpine	1	0	0	0	0	0	0	0
Amador	81	49	48	1	9	4	5	74
Butte	498	156	147	9	24	8	16	94
Calaveras	112	6	6	0	7	1	6	13
Colusa	34	15	15	0	7	1	6	2
Contra Costa	1,707	213	64	149	246	41	205	120
Del Norte	70	109	6	103	22	4	18	1
El Dorado	267	24	7	17	37	4	33	44
Fresno	1,172	952	717	235	94	31	63	373
Glenn	68	8	0	8	0	0	0	18
Humboldt	336	210	156	54	13	7	6	58
Imperial	253	113	113	0	35	4	31	107
Inyo	33	1	1	0	10	1	9	5
Kern	1,183	1,125	1,093	32	79	17	62	426
Kings	130	133	133	0	13	3	10	221
Lake	169	71	63	8	3	0	3	49
Lassen	46	19	19	0	8	0	8	45
Los Angeles	11,585	9,482	8,388	1,094	873	370	503	1,115
Madera	232	54	49	5	8	0	8	80
Marin	418	175	149	26	52	12	40	68
Mariposa	45	4	4	0	1	1	0	4
Mendocino	159	38	38	0	17	3	14	35
Merced	363	27	13	14	22	1	21	0
Modoc	28	4	2	2	1	0	1	2
Mono	9	0	0	0	1	0	1	0
Monterey	544	228	142	86	66	6	60	255
Napa	286	229	105	124	(i) 20	(i) 4	(i) 16	40
Nevada	202	33	9	24	11	0	11	27
Orange	2,861	2,466	1,648	818	348	97	251	310
Placer	430	363	363	0	23	1	22	68
Plumas	52	2	2	0	2	0	2	3
Riverside	2,781	855	643	212	254	74	180	530
Sacramento	1,828	2,360	660	1,700	279	117	162	617
San Benito	59	45	45	0	8	1	7	0
San Bernardino	2,419	1,299	529	770	310	109	201	328
San Diego	2,801	1,436	1,151	285	343	90	253	351
San Francisco	1,017	2,637	2,572	65	181	16	165	105
San Joaquin	979	1,194	1,029	165	95	15	80	208
San Luis Obispo	346	805	755	50	24	3	21	132
San Mateo	1,173	158	156	2	48	(i) 14	(i) 29	59
Santa Barbara	593	545	495	50	12	3	9	126
Santa Clara	2,351	745	685	60	156	20	136	153
Santa Cruz	313	154	62	92	48	24	24	34
Shasta	444	36	36	0	13	1	12	86

**Probate, Mental Health, Appeals, Habeas Corpus Filings,
by County and Case Type**

**Superior Courts
Table 12a**

Fiscal Year 2015–16

COUNTY	Mental Health				Appeals			Habeas Corpus Criminal (H)
	Probate (A)	Total (B)	Mental Health (C)	Other (D)	Total (E)	Civil (F)	Criminal (G)	
STATEWIDE	47,170	33,154	26,221	6,933	4,321	1,199	3,117	7,165
Sierra	12	7	0	7	3	0	3	5
Siskiyou	116	5	5	0	6	0	6	14
Solano	603	429	399	30	60	14	46	181
Sonoma	819	660	456	204	33	4	29	64
Stanislaus	801	618	574	44	28	4	24	65
Sutter	178	133	97	36	8	1	7	32
Tehama	149	44	44	0	3	0	3	26
Trinity	35	18	18	0	2	0	2	6
Tulare	477	360	286	74	53	3	50	62
Tuolumne	131	31	28	3	8	3	5	33
Ventura	965	858	588	270	101	16	85	44
Yolo	236	23	21	2	13	0	13	15
Yuba	137	14	11	3	(i) 0	(i) 0	(i) 0	22

Column Key:

(C) Includes most types of mental health cases, including but not limited to postcertification treatment (W&I 5300), LPS Conservatorship (W&I 5350), narcotics addict (W&I 3050/3051), commitments (PC 2966), mental competency (PC 1368), sexually violent predator (W&I 6600), juvenile (W&I 1800), mentally retarded and dangerous (W&I 6500), and W&I Code, § 4500.

(D) Includes other mental health cases not included in C for JBSIS courts, and noncriminal habeas corpus reported by non-JBSIS courts.

Notes:

0 or — The court reported that no cases occurred or the court did not submit a report in this category.

**Probate, Mental Health, Appeals, Habeas Corpus Dispositions,
by County and Case Type**

Superior Courts

Table 12b

Fiscal Year 2015–16

COUNTY	Mental Health				Appeals			Habeas Corpus Criminal (H)
	Probate (A)	Total (B)	Mental Health (C)	Other (D)	Total (E)	Civil (F)	Criminal (G)	
STATEWIDE	26,827	27,151	22,115	5,034	4,122	1,220	2,899	6,268
Alameda	1,194	774	774	0	131	26	105	145
Alpine	1	0	0	0	0	0	0	0
Amador	22	47	47	0	83	0	83	50
Butte	(i) 228	(i) 112	(i) 109	(i) 3	15	5	10	(i) 49
Calaveras	66	5	5	0	8	2	6	13
Colusa	26	12	12	0	0	0	0	0
Contra Costa	1,242	78	78	0	126	0	126	103
Del Norte	106	117	13	104	17	1	16	1
El Dorado	75	15	5	10	25	6	19	30
Fresno	1,008	739	609	130	63	20	43	344
Glenn	58	12	3	9	0	0	0	13
Humboldt	293	156	141	15	12	5	7	69
Imperial	235	15	15	0	36	3	33	106
Inyo	24	1	1	0	19	2	17	2
Kern	888	849	817	32	76	13	63	411
Kings	59	27	27	0	6	0	6	265
Lake	153	70	63	7	6	2	4	45
Lassen	39	30	30	0	0	0	0	46
Los Angeles	7,459	10,409	9,281	1,128	1,009	422	587	1,115
Madera	193	35	35	0	5	0	5	89
Marin	372	159	134	25	133	12	121	65
Mariposa	28	2	2	0	0	0	0	1
Mendocino	139	22	22	0	7	0	7	35
Merced	30	0	0	0	0	0	0	0
Modoc	27	2	1	1	0	0	0	1
Mono	2	1	0	1	3	0	3	0
Monterey	459	209	132	77	60	7	53	241
Napa	(i) 154	(i) 110	(i) 71	(i) 39	(i) 13	(i) 2	(i) 11	30
Nevada	136	20	6	14	14	1	13	20
Orange	(i) 0	(i)	(i)	(i)	272	97	175	223
Placer	101	8	8	0	19	5	14	(i) 44
Plumas	59	0	0	0	1	0	1	5
Riverside	2,331	954	785	169	263	66	197	412
Sacramento	(i) 568	2,552	852	1,700	(i) 132	(i) 101	(i) 31	624
San Benito	62	0	0	0	0	0	0	0
San Bernardino	(i) 63	(i) 507	(i) 122	(i) 385	(i) 71	(i) 57	(i) 14	(i) 165
San Diego	739	2,029	1,697	332	481	161	320	436
San Francisco	657	2,604	2,540	64	284	43	241	11
San Joaquin	666	898	758	140	66	8	58	135
San Luis Obispo	312	530	486	44	24	4	20	122
San Mateo	266	41	(i) 38	(i) 1	52	(i) 21	(i) 28	24
Santa Barbara	476	286	284	2	48	1	47	84
Santa Clara	1,353	356	341	15	118	31	87	203
Santa Cruz	276	122	39	83	42	37	5	36
Shasta	633	42	42	0	3	1	2	22

**Probate, Mental Health, Appeals, Habeas Corpus Dispositions,
by County and Case Type**

Superior Courts

Table 12b

Fiscal Year 2015–16

COUNTY	Mental Health				Appeals			Habeas Corpus Criminal (H)
	Probate (A)	Total (B)	Mental Health (C)	Other (D)	Total (E)	Civil (F)	Criminal (G)	
STATEWIDE	26,827	27,151	22,115	5,034	4,122	1,220	2,899	6,268
Sierra	0	0	0	0	0	0	0	5
Siskiyou	90	2	2	0	1	0	1	12
Solano	353	191	190	1	45	16	29	194
Sonoma	822	548	451	97	31	5	26	60
Stanislaus	694	11	11	0	35	15	20	0
Sutter	(i) 37	(i) 27	(i) 18	(i) 9	(i) 2	(i) 0	(i) 2	(i) 8
Tehama	101	1	1	0	0	0	0	16
Trinity	33	18	18	0	3	0	3	3
Tulare	373	400	325	75	40	3	37	0
Tuolumne	101	34	30	4	12	3	9	34
Ventura	654	953	639	314	204	16	188	35
Yolo	189	4	4	0	6	0	6	41
Yuba	(i) 102	(i) 5	(i) 1	(i) 4	(i) 0	(i) 0	(i) 0	(i) 25

Column Key:

(C) Includes most types of mental health cases, including but not limited to postcertification treatment (W&I 5300), LPS Conservatorship (W&I 5350), narcotics addict (W&I 3050/3051), commitments (PC 2966), mental competency (PC 1368), sexually violent predator (W&I 6600), juvenile (W&I 1800), mentally retarded and dangerous (W&I 6500), and W&I Code, § 4500.

(D) Includes other mental health cases not included in C for JBSIS courts, and noncriminal habeas corpus reported by non-JBSIS courts.

(B), (E) Components may not add up to total value because not all courts were able to submit complete disposition data elements.

Notes:

0 or — The court reported that no cases occurred or the court did not submit a report in this category.

**Probate (Estates, Guardianships, and Conservatorships)—
Method of Disposition, by County
Fiscal Year 2015–16**

**Superior Courts
Table 12c**

COUNTY	Total Filings (A)	Total Dispositions (B)	Before Trial		After Trial	
			Dismissals and Transfers (C)	Other Before Trial (D)	By Jury (E)	By Court (F)
STATEWIDE	47,170	26,827	2,582	12,767	5	11,447
Alameda	2,033	1,194	98	1,084	0	12
Alpine	1	1	2	-1	0	0
Amador	81	22	13	8	0	1
Butte	498	(i) 228	(i) 12	(i) 17	(i) 1	(i) 198
Calaveras	112	66	21	45	0	0
Colusa	34	26	2	24	0	0
Contra Costa	1,707	1,242	377	862	0	3
Del Norte	70	106	3	47	0	56
El Dorado	267	75	73	1	0	1
Fresno	1,172	1,008	76	926	0	6
Glenn	68	58	10	5	0	43
Humboldt	336	293	28	37	0	228
Imperial	253	235	27	200	0	8
Inyo	33	24	1	22	0	1
Kern	1,183	888	170	693	0	25
Kings	130	59	6	53	0	0
Lake	169	153	11	33	0	109
Lassen	46	39	4	35	0	0
Los Angeles	11,585	7,459	20	284	0	7,155
Madera	232	193	20	89	0	84
Marin	418	372	31	334	0	7
Mariposa	45	28	0	27	0	1
Mendocino	159	139	18	108	0	13
Merced	363	30	4	26	0	0
Modoc	28	27	1	22	0	4
Mono	9	2	0	2	0	0
Monterey	544	459	77	53	0	329
Napa	286	(i) 154	(i) 16	(i) 133	(i) 0	(i) 5
Nevada	202	136	14	109	0	13
Orange	2,861	(i)	(i)	(i)	(i)	(i)
Placer	430	101	27	72	0	2
Plumas	52	59	3	30	0	26
Riverside	2,781	2,331	468	1,795	0	68
Sacramento	1,828	(i) 568	(i) 16	(i) 312	(i) 0	(i) 240
San Benito	59	62	4	38	0	20
San Bernardino	2,419	(i) 63	(i) 45	(i) 18	(i) 0	(i) 0
San Diego	2,801	739	143	596	0	0
San Francisco	1,017	657	52	0	0	605
San Joaquin	979	666	40	194	1	432
San Luis Obispo	346	312	84	222	0	6
San Mateo	1,173	266	(i) 9	(i) 229	(i) 0	(i) 0
Santa Barbara	593	476	78	228	0	170
Santa Clara	2,351	1,353	83	550	0	720
Santa Cruz	313	276	50	207	0	19
Shasta	444	633	60	521	0	52

**Probate (Estates, Guardianships, and Conservatorships)—
Method of Disposition, by County
Fiscal Year 2015–16**

**Superior Courts
Table 12c**

COUNTY	Total Filings (A)	Total Dispositions (B)	Before Trial		After Trial	
			Dismissals and Transfers (C)	Other Before Trial (D)	By Jury (E)	By Court (F)
STATEWIDE	47,170	26,827	2,582	12,767	5	11,447
Sierra	12	0	0	0	0	0
Siskiyou	116	90	6	84	0	0
Solano	603	353	76	263	2	12
Sonoma	819	822	44	767	1	11
Stanislaus	801	694	23	648	0	23
Sutter	178	(i) 37	(i) 0	(i) 37	(i) 0	(i) 0
Tehama	149	101	16	85	0	0
Trinity	35	33	0	31	0	2
Tulare	477	373	11	26	0	336
Tuolumne	131	101	6	92	0	3
Ventura	965	654	77	182	0	395
Yolo	236	189	22	164	0	3
Yuba	137	(i) 102	(i) 4	(i) 98	(i) 0	(i) 0

Column Key:

(C)–(F) The total of the manner of disposition categories may not add up to *B* because not all courts were able to submit complete data for all manner of disposition data elements.

(C) Includes other dismissals and transfers and cases dismissed for lack of prosecution.

(D) Includes summary judgments and all other judgments before trial.

Notes:

0 or — The court reported that no cases occurred or the court did not submit a report in this category.

COUNTY	Total Filings (A)	Total Dispositions (B)	Stage of Case at Disposition	
			Before Hearing (C)	After Hearing (D)
STATEWIDE	33,154	27,151	5,742	21,407
Alameda	1,376	774	272	502
Alpine	0	0	0	0
Amador	49	47	0	47
Butte	156	(i) 112	(i) 0	(i) 112
Calaveras	6	5	5	0
Colusa	15	12	4	8
Contra Costa	213	78	2	76
Del Norte	109	117	99	18
El Dorado	24	15	3	12
Fresno	952	739	143	596
Glenn	8	12	10	2
Humboldt	210	156	17	139
Imperial	113	15	12	3
Inyo	1	1	1	0
Kern	1,125	849	51	798
Kings	133	27	18	9
Lake	71	70	4	66
Lassen	19	30	10	20
Los Angeles	9,482	10,409	957	9,452
Madera	54	35	1	34
Marin	175	159	119	40
Mariposa	4	2	0	2
Mendocino	38	22	21	1
Merced	27	0	0	0
Modoc	4	2	1	1
Mono	0	1	1	0
Monterey	228	209	62	147
Napa	229	(i) 110	(i) 15	(i) 95
Nevada	33	20	18	2
Orange	2,466	(i)	(i)	(i)
Placer	363	8	1	7
Plumas	2	0	0	0
Riverside	855	954	293	661
Sacramento	2,360	2,552	1,455	1,097
San Benito	45	0	0	0
San Bernardino	1,299	(i) 507	(i) 36	(i) 471
San Diego	1,436	2,029	133	1,896
San Francisco	2,637	2,604	216	2,388
San Joaquin	1,194	898	616	282
San Luis Obispo	805	530	66	464
San Mateo	158	41	(i) 13	(i) 26
Santa Barbara	545	286	126	160
Santa Clara	745	356	261	95
Santa Cruz	154	122	32	90
Shasta	36	42	2	40

COUNTY	Total Filings (A)	Total Dispositions (B)	Stage of Case at Disposition	
			Before Hearing (C)	After Hearing (D)
STATEWIDE	33,154	27,151	5,742	21,407
Sierra	7	0	0	0
Siskiyou	5	2	0	2
Solano	429	191	66	125
Sonoma	660	548	164	384
Stanislaus	618	11	0	11
Sutter	133	(i) 27	(i) 0	(i) 27
Tehama	44	1	0	1
Trinity	18	18	3	15
Tulare	360	400	28	372
Tuolumne	31	34	2	32
Ventura	858	953	378	575
Yolo	23	4	2	2
Yuba	14	(i) 5	(i) 3	(i) 2

Column Key:

(C)–(D) The total of the manner of disposition categories may not add up to B because not all courts were able to submit complete data for all manner of disposition data elements.

(D) After Hearing includes jury trials.

Notes:

0 or — The court reported that no cases occurred or the court did not submit a report in this category.

Civil and Criminal Appeals—Stage of Case at Disposition, by County Superior Courts
Fiscal Year 2015–16 **Table 12e**

COUNTY	Total Filings (A)	Total Dispositions (B)	Stage of Case at Disposition	
			Before Hearing (C)	After Hearing (D)
STATEWIDE	4,321	4,122	1,861	2,451
Alameda	180	131	47	84
Alpine	0	0	0	0
Amador	9	83	0	83
Butte	24	15	17	4
Calaveras	7	8	7	1
Colusa	7	0	0	0
Contra Costa	246	126	32	94
Del Norte	22	17	3	14
El Dorado	37	25	8	17
Fresno	94	63	34	92
Glenn	0	0	0	0
Humboldt	13	12	6	6
Imperial	35	36	35	1
Inyo	10	19	16	3
Kern	79	76	7	69
Kings	13	6	0	6
Lake	3	6	6	0
Lassen	8	0	0	0
Los Angeles	873	1,009	482	527
Madera	8	5	4	1
Marin	52	133	42	91
Mariposa	1	0	0	0
Mendocino	17	7	0	7
Merced	22	0	0	0
Modoc	1	0	0	0
Mono	1	3	0	3
Monterey	66	60	27	33
Napa	(i) 20	(i) 13	(i) 2	(i) 11
Nevada	11	14	6	8
Orange	348	272	159	113
Placer	23	19	0	19
Plumas	2	1	1	0
Riverside	254	263	141	122
Sacramento	279	(i) 132	(i) 37	(i) 95
San Benito	8	0	0	0
San Bernardino	310	(i) 71	(i) 45	(i) 26
San Diego	343	481	240	241
San Francisco	181	284	21	263
San Joaquin	95	66	25	41
San Luis Obispo	24	24	32	16
San Mateo	48	52	(i) 14	(i) 35
Santa Barbara	12	48	21	27
Santa Clara	156	118	96	87
Santa Cruz	48	42	71	6
Shasta	13	3	3	0

Civil and Criminal Appeals—Stage of Case at Disposition, by County Superior Courts
Fiscal Year 2015–16 **Table 12e**

COUNTY	Total Filings (A)	Total Dispositions (B)	Stage of Case at Disposition	
			Before Hearing (C)	After Hearing (D)
STATEWIDE	4,321	4,122	1,861	2,451
Sierra	3	0	0	0
Siskiyou	6	1	1	0
Solano	60	45	21	24
Sonoma	33	31	14	17
Stanislaus	28	35	18	17
Sutter	8	(i) 2	(i) 2	(i) 0
Tehama	3	0	0	0
Trinity	2	3	2	1
Tulare	53	40	4	36
Tuolumne	8	12	3	9
Ventura	101	204	109	95
Yolo	13	6	0	6
Yuba	(i) 0	(i) 0	(i) 0	(i) 0

Column Key:

(C)–(D) The total of the manner of disposition categories may not add up to B because not all courts were able to submit complete data for all manner of disposition data elements.

Notes:

0 or — The court reported that no cases occurred or the court did not submit a report in this category.

COUNTY	Total Filings (A)	Total Dispositions (B)	Stage of Case at Disposition	
			Before Hearing (C)	After Hearing (D)
STATEWIDE	7,165	6,268	5,300	703
Alameda	210	145	122	23
Alpine	0	0	0	0
Amador	74	50	9	41
Butte	94	(i) 49	(i) 45	(i) 4
Calaveras	13	13	13	0
Colusa	2	0	0	0
Contra Costa	120	103	101	2
Del Norte	1	1	1	0
El Dorado	44	30	27	3
Fresno	373	344	340	4
Glenn	18	13	12	1
Humboldt	58	69	66	3
Imperial	107	106	3	103
Inyo	5	2	2	0
Kern	426	411	411	0
Kings	221	265	(i) 0	(i) 0
Lake	49	45	34	11
Lassen	45	46	46	0
Los Angeles	1,115	1,115	1,111	4
Madera	80	89	89	0
Marin	68	65	65	0
Mariposa	4	1	1	0
Mendocino	35	35	33	2
Merced	0	0	0	0
Modoc	2	1	1	0
Mono	0	0	0	0
Monterey	255	241	241	0
Napa	40	30	30	0
Nevada	27	20	18	2
Orange	310	223	1	222
Placer	68	(i) 44	(i) 44	(i) 0
Plumas	3	5	5	0
Riverside	530	412	412	0
Sacramento	617	624	567	57
San Benito	0	0	0	0
San Bernardino	328	(i) 165	(i) 165	(i) 0
San Diego	351	436	434	2
San Francisco	105	11	11	0
San Joaquin	208	135	53	82
San Luis Obispo	132	122	122	0
San Mateo	59	24	22	2
Santa Barbara	126	84	75	9
Santa Clara	153	203	142	61
Santa Cruz	34	36	36	0
Shasta	86	22	18	4

COUNTY	Total Filings (A)	Total Dispositions (B)	Stage of Case at Disposition	
			Before Hearing (C)	After Hearing (D)
STATEWIDE	7,165	6,268	5,300	703
Sierra	5	5	5	0
Siskiyou	14	12	12	0
Solano	181	194	151	43
Sonoma	64	60	49	11
Stanislaus	65	0	0	0
Sutter	32	(i) 8	(i) 8	(i) 0
Tehama	26	16	16	0
Trinity	6	3	3	0
Tulare	62	0	0	0
Tuolumne	33	34	29	5
Ventura	44	35	35	0
Yolo	15	41	41	0
Yuba	22	(i) 25	(i) 23	(i) 2

Column Key:

(C)–(D) The total of the manner of disposition categories may not add up to *B* because not all courts were able to submit complete data for all manner of disposition data elements.

Notes:

0 or — The court reported that no cases occurred or the court did not submit a report in this category.

**Authorized Judicial Positions and Judicial Position
Equivalents, by County
Fiscal Year 2015–16**

**Superior Courts
Table 13a**

COUNTY	Judicial Positions as of June 30, 2016					
	Total (A)	Judges (B)	Subordinate Judicial Officers			Judicial Position Equivalents (F)
			Total (C)	Commissioners (D)	Referees (E)	
STATEWIDE	2,013.1	1,726	287.1	277.2	9.9	2,019.8
Unfunded judgeships		50				
Alameda	85.0	75	10.0	10.0		84.9
Alpine	2.3	2	0.3	0.3		2.3
Amador	2.3	2	0.3	0.3		2.9
Butte	13.0	11	2.0	2.0		13.8
Calaveras	2.3	2	0.3	0.3		2.9
Colusa	2.3	2	0.3	0.3		2.4
Contra Costa	46.0	38	8.0	8.0		47.3
Del Norte	2.8	2	0.8	0.8		3.2
El Dorado	9.0	8	1.0	1.0		10.8
Fresno	49.0	43	6.0	6.0		49.4
Glenn	2.3	2	0.3	0.3		2.4
Humboldt	8.0	7	1.0	1.0		8.9
Imperial	11.3	10	1.3	0.3	1.0	11.8
Inyo	2.3	2	0.3	0.3		2.9
Kern	43.0	36	7.0	7.0		43.8
Kings	8.6	7	1.6	1.6		9.7
Lake	4.7	4	0.7	0.7		5.6
Lassen	2.3	2	0.3	0.3		2.9
Los Angeles	585.3	489	96.3	96.3		577.3
Madera	9.3	9	0.3	0.3		9.6
Marin	12.7	12	0.7	0.3	0.4	12.3
Mariposa	2.3	2	0.3	0.3		2.7
Mendocino	8.4	8	0.4	0.4		8.6
Merced	12.0	10	2.0	2.0		12.7
Modoc	2.3	2	0.3	0.3		2.3
Mono	2.3	2	0.3	0.3		2.4
Monterey	21.2	19	2.2	2.2		22.4
Napa	8.0	6	2.0	2.0		8.5
Nevada	7.6	6	1.6	1.6		8.3
Orange	144.0	124	20.0	20.0		150.6
Placer	14.5	10	4.5	4.0	0.5	16.3
Plumas	2.3	2	0.3	0.3		2.4
Riverside	76.0	62	14.0	14.0		89.3
Sacramento	72.5	62	10.5	4.0	6.5	78.0
San Benito	2.3	2	0.3	0.3		2.7
San Bernardino	86.0	71	15.0	15.0		89.2
San Diego	154.0	134	20.0	20.0		151.2
San Francisco	55.9	52	3.9	3.9		60.7
San Joaquin	33.5	29	4.5	4.0	0.5	35.7
San Luis Obispo	15.0	13	2.0	2.0		15.7
San Mateo	33.0	26	7.0	7.0		33.3
Santa Barbara	24.0	21	3.0	3.0		25.1
Santa Clara	89.0	79	10.0	10.0		88.9
Santa Cruz	13.5	12	1.5	1.5		13.6
Shasta	12.0	10	2.0	2.0		13.0

**Authorized Judicial Positions and Judicial Position
Equivalents, by County
Fiscal Year 2015–16**

**Superior Courts
Table 13a**

COUNTY	Judicial Positions as of June 30, 2016						Judicial Position Equivalents (F)
	Total (A)	Judges (B)	Subordinate Judicial Officers				
			Total (C)	Commissioners (D)	Referees (E)		
STATEWIDE	2,013.1	1,726	287.1	277.2	9.9	2,019.8	
Unfunded judgeships		50					
Sierra	2.3	2	0.3	0.3		2.0	
Siskiyou	5.0	4	1.0	1.0		5.3	
Solano	23.0	20	3.0	3.0		24.7	
Sonoma	23.0	20	3.0	3.0		24.6	
Stanislaus	24.0	21	3.0	3.0		24.9	
Sutter	5.3	5	0.3	0.3		5.7	
Tehama	4.3	4	0.3	0.3		4.9	
Trinity	2.3	2	0.3	0.3		2.6	
Tulare	23.0	20	3.0	3.0		26.1	
Tuolumne	4.8	4	0.8	0.8		5.0	
Ventura	33.0	29	4.0	4.0		34.9	
Yolo	12.4	11	1.4	0.4	1.0	13.0	
Yuba	5.3	5	0.3	0.3		5.7	

Column Key:

- (B) The 50 new judgeships authorized by Assembly Bill 159, effective January 2008, are included in the statewide total in B. These judgeships are still unfunded and are not shown in individual courts like in previous versions of the Court Statistics Report.
- (C) Sum of D + E. Total may not match exactly because of rounding caused by fractional commissioner and referee positions.
- (F) Reflects authorized judicial positions adjusted for vacancies, assistance rendered by the court, and assistance received by the court from assigned judges, temporary judges, commissioners, and referees.

Judicial Position Equivalents, by County
Fiscal Year 2015–16

Superior Courts
Table 13b

COUNTY	Permanent Resources as of June 30, 2016			Days in Fiscal Year 2015–16			Judicial Position Equivalents (G)
	Judges (A)	Commissioners (B)	Referees (C)	Vacancies (D)	Assistance Received (E)	Assistance Rendered (F)	
STATEWIDE	1,726	277.2	9.9	28,410	31,452	1,373	2,019.8
Unfunded judgeships	50			50			
Alameda	75	10.0		938	925		84.9
Alpine	2	0.3		0			2.3
Amador	2	0.3		104	244		2.9
Butte	11	2.0		123	321		13.8
Calaveras	2	0.3		0	157		2.9
Colusa	2	0.3		0	14		2.4
Contra Costa	38	8.0		114	436		47.3
Del Norte	2	0.8		0	104		3.2
El Dorado	8	1.0		0	436		10.8
Fresno	43	6.0		347	447		49.4
Glenn	2	0.3		0	19		2.4
Humboldt	7	1.0		123	337		8.9
Imperial	10	0.3	1.0	0	124		11.8
Inyo	2	0.3		0	150		2.9
Kern	36	7.0		215	404		43.8
Kings	7	1.6		0	264		9.7
Lake	4	0.7		0	216		5.6
Lassen	2	0.3		0	139		2.9
Los Angeles	489	96.3		5,434	4,587	1,128	577.3
Madera	9	0.3		0	62		9.6
Marin	12	0.3	0.4	124	34		12.3
Mariposa	2	0.3		0	92		2.7
Mendocino	8	0.4		0	52		8.6
Merced	10	2.0		251	423		12.7
Modoc	2	0.3		0	7		2.3
Mono	2	0.3		0	37		2.4
Monterey	19	2.2		0	294		22.4
Napa	6	2.0		0	135		8.5
Nevada	6	1.6		0	179		8.3
Orange	124	20.0		1,340	2,974		150.6
Placer	10	4.0	0.5	0	446		16.3
Plumas	2	0.3		0	35		2.4
Riverside	62	14.0		304	3,592		89.3
Sacramento	62	4.0	6.5	441	1,803		78.0
San Benito	2	0.3		0	97		2.7
San Bernardino	71	15.0		667	1,471		89.2
San Diego	134	20.0		1,453	751		151.2
San Francisco	52	3.9		596	1,907	115	60.7
San Joaquin	29	4.0	0.5	313	865		35.7
San Luis Obispo	13	2.0		407	576		15.7
San Mateo	26	7.0		18	101		33.3
Santa Barbara	21	3.0		113	393		25.1
Santa Clara	79	10.0		763	868	130	88.9
Santa Cruz	12	1.5		148	164		13.6
Shasta	10	2.0		268	507		13.0

COUNTY	Permanent Resources as of June 30, 2016			Days in Fiscal Year 2015–16			Judicial Position Equivalents (G)
	Judges (A)	Commissioners (B)	Referees (C)	Vacancies (D)	Assistance Received (E)	Assistance Rendered (F)	
STATEWIDE	1,726	277.2	9.9	28,410	31,452	1,373	2,019.8
Unfunded judgeships	50			50			
Sierra	2	0.3		162	85		2.0
Siskiyou	4	1.0		43	116		5.3
Solano	20	3.0		426	840		24.7
Sonoma	20	3.0		0	408		24.6
Stanislaus	21	3.0		129	362		24.9
Sutter	5	0.3		22	109		5.7
Tehama	4	0.3		0	135		4.9
Trinity	2	0.3		0	63		2.6
Tulare	20	3.0		387	1,165		26.1
Tuolumne	4	0.8		27	79		5.0
Ventura	29	4.0		153	622		34.9
Yolo	11	0.4	1.0	57	197		13.0
Yuba	5	0.3		0	82		5.7

Column Key:

- (A) The 50 new judgeships authorized by Assembly Bill 159, effective January 2008, are still unfunded and are included in the statewide total but not shown in individual courts like in previous versions of the Court Statistics Report.
- (D) Number of working days during the fiscal year that were not utilized because of an unfilled judge position.
- (E) Assistance received from assigned judges, temporary commissioners and referees, and attorneys acting as temporary judges.
- (F) Assistance rendered to other trial courts or appellate courts.
- (G) $A + B + C + [(-D + E - F) / 249]$. There were 249 available working days in Fiscal Year 2015–16. The 50 new judgeships authorized by Assembly Bill 159, effective January 2008, are included in A. With the positions unfilled pending funding approval by the Legislature, they are considered vacant and counted in column D.

NELSON HARDIMAN LLP
1100 GLENDON AVENUE, SUITE 1400
LOS ANGELES, CALIFORNIA 90024

1
2
3
4
5
6
7
8
9
10
11
12
13
14
15
16
17
18
19
20
21
22
23
24
25
26
27
28

PROOF OF SERVICE

I am a citizen of the United States and employed in Los Angeles County, California. I am over the age of 18 and not a party to the within action. My business address is 1100 Glendon Avenue, Suite 1400, Los Angeles, California 90024.


On **December 3, 2018**, I served on the interested parties the document(s) described as **PLAINTIFFS-IN-INTERVENTION SOCAL BUILDING VENTURES, LLC AND SAN DIEGO BUILDING VENTURES, LLC'S REQUEST FOR JUDICIAL NOTICE IN SUPPORT OF CONSOLIDATED OPPOSITION TO DEFENDANTS' MOTIONS TO SET APPELLATE BOND** by electronically transmitting through ONE LEGAL ATTORNEY SERVICE a true copy thereof as follows:

SEE ATTACHED SERVICE LIST

- (BY E-SERVICE – ONE LEGAL ATTORNEY SERVICE)** I caused a copy of the above-referenced document to be transmitted to the interested parties set forth above via One Legal Attorney Service
- (State) I declare under penalty of perjury under the laws of the State of California that the above is true and correct.

Executed **December 3, 2018** at Los Angeles, California.

Mary Markwell
Please Print Name


Signature

SERVICE LIST

1
2
3
4
5
6
7
8
9
10
11
12
13
14
15
16
17
18
19
20
21
22
23
24
25
26
27
28

Steven A. Elia, Esq. Attorneys for Plaintiff and Cross-Defendant
Maura Griffin, Esq. Salam Razuki
James Joseph, Esq.
LAW OFFICES OF STEVEN A. ELIA, APC
2221 Camino Del Rio South, Suite 207
San Diego CA 92108
steve@elialaw.com
james@elialaw.com
mg@mauragriffinlaw.com

Steven W. Blake, Esq. Attorneys for Defendant Ninus Malan and
Andrew E. Hall, Esq. Cross-Complaints Ninus Malan; and American
Daniel Watts, Esq. Lending and Holdings, LLC
GALUPPO & BLAKE
A Professional Law Corporation
2792 Gateway Road, Suite 102
Carlsbad, CA 92009
sblake@galuppolaw.com
ahall@galupplaw.com
dwatts@galuppolaw.com

Gina M. Austin, Esq. Attorney for Cross-Complainants
Tamara Marie Leetham, Esq. California Cannabis Group; Devilish Delights,
AUSTIN LEGAL GROUP, APC Inc.; Balboa Ave Cooperative; Monarch
3990 Old Town Avenue, Suite A112 Management Consulting, Inc.; Flip
San Diego, CA 92110 Management, LLC; and San Diego United
admin@austinlegalgroup.com Holdings Group, LLC
tamara@austinlegalgroup.com
gaustin@austinlegalgroup.com

Charles Gorla, Esq. Attorneys for Defendants
David Jarvis, Esq. Chris Hakim, Mira Este Properties LLC and
GORIA & WEBER Roselle Properties LLC
1011 Camino Del Rio S., #210
San Diego, Ca 92108
chasgoria@gmail.com
davejarvisii@yahoo.com

Richardson C. Griswold, Esq. Attorney for Court Appointed Receiver
GRISWOLD LAW, APC Michael W. Essay
444 S. Cedros Avenue, Suite 250
Solana Beach, CA 92075
PH: (858) 481-1300
Fax: (858) 624-9177
rgriswold@griswoldlawsandiego.com